

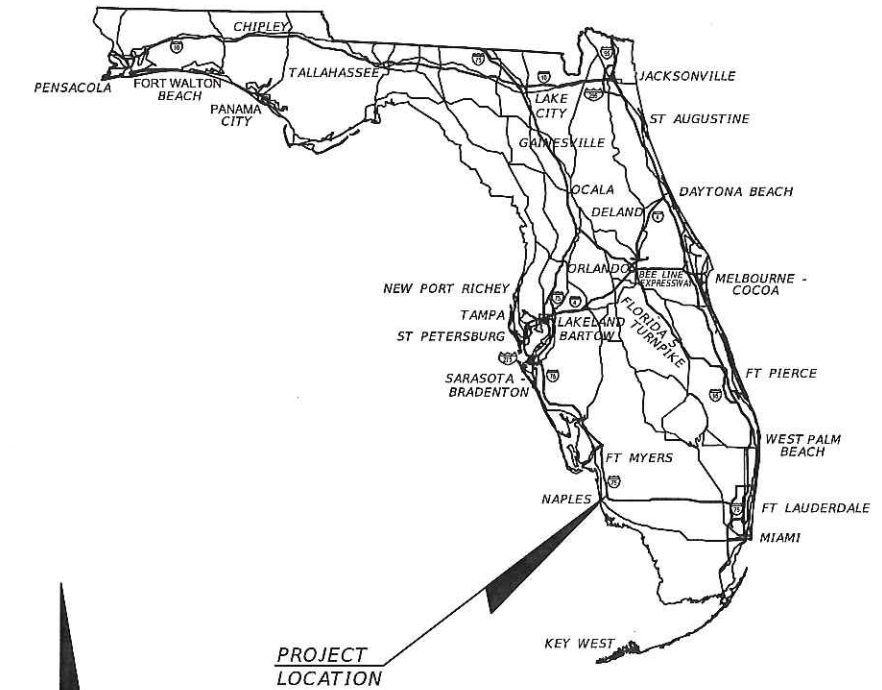
COMPONENTS OF CONTRACT PLANS SET

- ROADWAY PLANS
- SIGNING AND PAVEMENT MARKING PLANS
- SIGNALIZATION PLANS
- LIGHTING PLANS
- UTILITY IMPROVEMENTS PLANS
- LANDSCAPE PLANS

CONTRACT PLANS

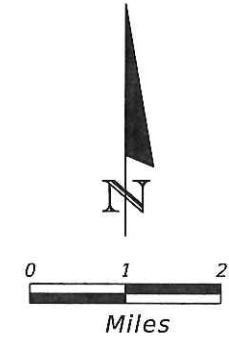
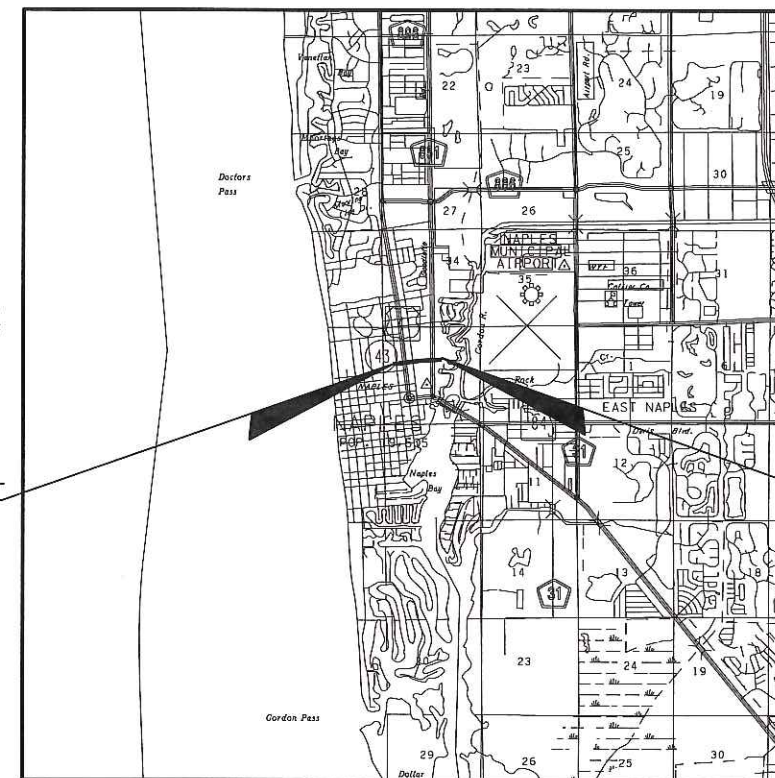
**CITY OF NAPLES
COLLIER COUNTY**

CENTRAL AVENUE IMPROVEMENTS



INDEX OF ROADWAY PLANS

SHEET NO.	SHEET DESCRIPTION
1	KEY SHEET
2 - 2A	SUMMARY OF PAY ITEMS
3	DRAINAGE MAP (NOT INCLUDED)
4 - 8	TYPICAL SECTIONS
SQ-1 - SQ-7	SUMMARY OF QUANTITIES
9 - 11	SUMMARY OF DRAINAGE STRUCTURES
12	GENERAL NOTES
13	PROJECT LAYOUT SHEET
14 - 19	PLAN SHEETS
20 - 25	PROFILE SHEETS
26 - 27	PLAN & PROFILE SHEETS
28 - 29	ROADWAY PLAN SHEET DETAIL
30 - 31	INTERSECTION GRADING DETAIL
32	SPECIAL INTERSECTION DETAILS
33	LOW IMPACT DEVELOPMENT DETAILS
34 - 51	DRAINAGE STRUCTURES
52 - 68	CROSS SECTIONS
69 - 70	DRIVEWAY HALF SECTIONS
71	STORMWATER POLLUTION PREVENTION PLAN
72	TRAFFIC CONTROL GENERAL NOTES
73	TRAFFIC CONTROL PLAN
74 - 79	UTILITY ADJUSTMENT SHEETS



ROADWAY SHOP DRAWINGS
TO BE SUBMITTED TO:
GARY J. NADEAU, P.E.
1777 MAIN STREET, SUITE 200
SARASOTA FL 34236
PHONE (941) 379-7600 FAX (941) 379-4352

PLANS PREPARED BY:
Kimley»Horn
1777 MAIN STREET, SUITE 200
SARASOTA, FL 34236
PHONE (941) 379-7600
CERTIFICATE OF AUTHORIZATION: 00000696

NOTE: THE SCALE OF THESE PLANS MAY
HAVE CHANGED DUE TO REPRODUCTION.

BID PLANS
DECEMBER 2015

GOVERNING STANDARDS AND SPECIFICATIONS:
Florida Department of Transportation, 2015 Design Standards and revised Index Drawings as appended herein, and 2015 Standard Specifications for Road and Bridge Construction, as amended by Contract Documents.
For Design Standards click on the "Design Standards" link at the following web site:
<http://www.dot.state.fl.us/rddesign/>
For the Standard Specifications for Road and Bridge Construction click on the "Specifications" link at the following web site:
<http://www.dot.state.fl.us/specificationsoffice/>

BEGIN PROJECT
STA. 189+50.20

END PROJECT
STA. 216+86.66

PROJECT LENGTH IS BASED ON Q OF CONSTRUCTION

LENGTH OF PROJECT		
	LINEAR FEET	MILES
ROADWAY	2792.74	0.529
BRIDGES	0	0
NET LENGTH OF PROJECT	2792.74	0.529
EXCEPTIONS	0	0
GROSS LENGTH OF PROJECT	2792.74	0.529

KEY SHEET REVISIONS	
DATE	DESCRIPTION

ROADWAY PLANS
ENGINEER OF RECORD
GARY J. NADEAU, P.E.
P.E. NO.: 49629
12/3/15
PROFESSIONAL ENGINEER
FLORIDA

CITY OF NAPLES PROJECT MANAGER: GREGG STRAKALUSE, P.E.

ITEM NO.	ITEM DESCRIPTION	UNIT	PROJECT QUANTITY
Roadway			
0101 1	MOBILIZATION	LS	1
0102 1	MAINTENANCE OF TRAFFIC	LS	1
0104 10 3	SEDIMENT BARRIER	LF	1885
0104 18	INLET PROTECTION SYSTEM	EA	44
0110 1 1	CLEARING & GRUBBING	AC	3.72
0110 4	REMOVAL OF EXISTING CONCRETE PAVEMENT	SY	2230
0120 1	REGULAR EXCAVATION	CY	3908
0120 6	EMBANKMENT	CY	813
0160 4	TYPE B STABILIZATION	SY	7547
0162 1 11	PREPARED SOIL LAYER, FINISH SOIL, 6"	SY	533
0210 1 8	REWORKING LIMEROCK BASE, 4"	SY	155
0285709	OPTIONAL BASE, BASE GROUP 09	SY	5104
0327 70 5	MILLING EXST ASPH PAVT, 2" AVG DEPTH	SY	11693
0334 1 12	SUPERPAVE ASPHALTIC CONC, TRAFFIC B	TN	1205.4
0334 1 12	SUPERPAVE ASPHALTIC CONC, TRAFFIC B (OVERBUILD)	TN	470.6
0337 7 42	ASPH CONC FC, TRAFFIC B, FC-9.5, PG 76-22	TN	929.2
0339 1	MISC. ASPHALT PAVEMENT	TN	8.25
0425 1201	INLETS, CURB, TYPE 9, <10	EA	2
0425 1203	INLETS, CURB, TYPE 9, J BOT, <10	EA	1
0425 1351	INLETS, CURB, TYPE P-5, <10	EA	7
0425 1361	INLETS, CURB, TYPE P-6, <10	EA	7
0425 1362	INLETS, CURB, TYPE P-6, >10	EA	1
0425 1451	INLETS, CURB, TYPE J-5, <10	EA	1
0425 1461	INLETS, CURB, TYPE J-6, <10	EA	1
0425 1521	INLETS, DT BOT, TYPE C, <10'	EA	8
0425 1910	INLETS, CLOSED FLUME	EA	6
0425 2 41	MANHOLE, P-7, <10'	EA	8
0425 2 43	MANHOLE, P-7, PARTIAL	EA	4
0425 2 61	MANHOLE, P-8 <10	EA	1
0425 2 71	MANHOLE, J-7, <10'	EA	3
0425 2 73	MANHOLE, J-7, PARTIAL	EA	1
0425 2 93	MANHOLE, J-8, PARTIAL	EA	1
0430175118	PIPE CULV, OPT. MATL, ROUND 18" S/CD	LF	1791
0430175124	PIPE CULV, OPT. MATL, ROUND 24" S/CD	LF	220
0430175130	PIPE CULV, OPT. MATL, ROUND, 30" S/CD	LF	1026
0430175218	PIPE CULV, OPT. MATL, OTHER 18" S/CD	LF	398
0440 1 10	UNDERDRAIN, TYPE I	LF	591
0520 1 10	CONCRETE CURB & GUTTER, TYPE F	LF	5915
0520 2 2	CONCRETE CURB, TYPE B	LF	425.9
0520 2 4	CONCRETE CURB, TYPE D	LF	4320
0520 2 8	CONCRETE CURB, TYPE RA	LF	301.8
0522 1	SIDEWALK CONC, 4" THICK	SY	3496
0522 2	SIDEWALK CONC, 6" THICK	SY	176
0526 1 1-A	PAVERS, ARCHITECTURAL, TRUCK APRON	SY	250.2
0526 1 1-B	PAVERS, ARCHITECTURAL, SPLITTER ISLANDS	SY	135
0526 1 1-C	PERVIOUS PAVERS, ARCHITECTURAL, PARKING	SY	557
550 10 228	FENCING, TYPE B, 5.1-6.0, RESET EXISTING	LF	280
550 60 223	FENCE GATE, TYPE B, DOUBLE, 12.1-18.0' OPENING	EA	1
0527 2	DETECTABLE WARNINGS	SF	328
0570 1 2	PERFORMANCE TURF, SOD	SY	533
BIO-S.	BIOSWALES (WATER QUALITY SYSTEM)	EA	6
Signing and Marking			
0523 1 3	PATTERNED PAVEMENT, VEHICULAR AREAS, GREEN BIKE LANE	SY	744
0700 1 11	SINGLE POST SIGN, F&I, LESS THAN 12 SF	AS	39
0700 1 50	SINGLE POST SIGN, RELOCATE	AS	3
0700 1 60	SINGLE POST SIGN, REMOVE	AS	1
0706 3	RETRO-REFLECTIVE PAVEMENT MARKERS	EA	142
0711 11123	THERMOPLASTIC, STD, WHITE, SOLID, 12"	LF	2026
0711 11124	THERMOPLASTIC, STD, WHITE, SOLID, 18"	LF	30
0711 11125	THERMOPLASTIC, STD, WHITE, SOLID, 24"	LF	2201
0711 11141	THERMOPLASTIC, STD, WHITE, 2-4 DOTTED GUIDELINE / 6-10 DOTTED EXTENSION LINE, 6"	GM	0.769

REVISIONS			
DATE	DESCRIPTION	DATE	DESCRIPTION

Kimley»Horn
GARY J. NADEAU, P.E.
P.E. LICENSE NUMBER: 49629
1777 MAIN STREET, SUITE 200
SARASOTA, FLORIDA 34236
PHONE (941) 378-7600
CERTIFICATE OF AUTHORIZATION: 00000696

ITEM NO.	ITEM DESCRIPTION	UNIT	PROJECT QUANTITY
0711 11160	THERMOPLASTIC, STD, WHITE, MESSAGE	EA	8
0711 11170	THERMOPLASTIC, STD, WHITE, ARROW	EA	19
0711 11180	THERMOPLASTIC, STD, WHITE, YIELD LINE	LF	111
0711 11224	THERMOPLASTIC, STD, YELLOW, SOLID, 18"	LF	149
0711 11241	THERMOPLASTIC, STD, YELLOW, 2-4 DOTTED GUIDELINE / 6-10 DOTTED EXTENSION LINE, 6"	GM	0.129
0711 11421	THERMOPLASTIC, STD, BLUE, SOLID, 6"	LF	56
0711 14160	THERMOPLASTIC, PREFORMED, WHITE, MESSAGE	EA	22
0711 14170	THERMOPLASTIC, PREFORMED, WHITE, ARROWS	EA	21
0711 16101	THERMOPLASTIC, STD-OTHER SURFACES, WHITE, SOLID, 6"	GM	1.615
0711 16102	THERMOPLASTIC, STD-OTHER SURFACES, WHITE, SOLID, 8"	GM	0.047
0711 16131	THERMOPLASTIC, STD-OTHER SURFACES, WHITE, SKIP, 6"	GM	0.03
0711 16201	THERMOPLASTIC, STD-OTHER SURFACES, YELLOW, SOLID, 6"	GM	1.093
0711 16202	THERMOPLASTIC, STD-OTHER SURFACES, YELLOW, SOLID, 8"	GM	0.02
Signalization			
0630 2 11	CONDUIT, F&I, OPEN TRENCH	LF	750
0630 2 12	CONDUIT, F&I, DIRECTIONAL BORE	LF	275
0632 7 1	SIGNAL CABLE, FURNISH & INSTALL	PI	1
0635 2 11	PULL & SPLICE BOX, F&I, 13"x24" COVER SIZE	EA	14
0641 2 70	PRESTRESSED CONCRETE POLE, SHALLOW POLE REMOVAL, POLE 30' & GREATER	EA	1
0646 1 11	ALUMINUM SIGNALS POLE, PEDESTAL	EA	2
0646 1 60	ALUMINUM SIGNALS POLE, REMOVE	EA	2
0649 31102	MAST ARM, F&I, WIND SPEED-150, SINGLE ARM, W/O LUMINAIRE - 46	EA	1
0649 31108	MAST ARM, F&I, WIND SPEED-150, SINGLE ARM, WITH LUMINAIRE - 60	EA	1
0649 36300	MAST ARM, REMOVE SHALLOW FOUNDATION, BOLT ON ATTACHMENT	EA	2
0650 1 14	TRAFFIC SIGNAL, F&I, 3 SECTION, 1 WAY, ALUMINUM	AS	6
0650 1 18	TRAFFIC SIGNAL, F&I, 5 SECTION STRAIGHT, 1 WAY, ALUMINUM	AS	1
0650 1 70	TRAFFIC SIGNAL, RELOCATE	AS	2
0653 1 12	PEDESTRIAN SIGNAL, F&I, LED COUNTDOWN, 2 WAY	AS	2
0660 2 102	LOOP ASSEMBLY, F&I, TYPE B	AS	12
0660 2 106	LOOP ASSEMBLY, F&I, TYPE F	AS	9
0665 1 11	PEDESTRIAN DETECTOR, F&I, STANDARD	EA	3
0670 5400	TRAFFIC CONTROLLER ASSEMBLY, MODIFY	AS	1
0682 1 400	ITS CCTV CAMERA, RELOCATE	EA	1
0700 5 22	INTERNALLY ILLUMINATED SIGN, F&I, OVERHEAD MOUNT, 12-18 SF	EA	2
Lighting			
0630 2 11	CONDUIT, F&I, OPEN TRENCH	LF	3525
0630 2 12	CONDUIT, F&I, DIRECTIONAL BORE	LF	1505
0635 2 11	PULL & SPLICE BOX, F&I, 13"x24" COVER SIZE	EA	42
0715 1 12	LIGHTING CONDUCTORS, F&I, INSULATED, NO. 8-6	LF	19540
0715 1 13	LIGHTING CONDUCTORS, F&I, INSULATED, NO. 4-2	LF	160
0715 1 60	LIGHTING CONDUCTORS, REMOVE & DISPOSE, CONTRACTOR OWNS	LF	1395
0715 7 11	LOAD CENTER, F&I SECONDARY VOLTAGE	EA	1
0715 11 118	LUMINAIRE, F&I, ROADWAY, FLOOD	EA	4
0715-516-115	LIGHT POLE COMPLETE-SPECIAL DESIGN, F&I, POLE TOP MOUNT, ALUMINUM, CUSTOM HEIGHT	EA	31
0715-540-000	LIGHT POLE COMPLETE-SPECIAL DESIGN, RELOCATE	EA	5
0715-550-000	LIGHT POLE COMPLETE-SPECIAL DESIGN, REMOVE	EA	3
Utilities			
1050 11222	2-4.9" PVC Pipe (F&I) - PROPOSED 2" & 4"	LF	125
1050 11223	5-7.9" PVC Pipe (F&I) - PROPOSED 6"	LF	625
1050 11224	8-19.9" PVC Pipe (F&I) - PROPOSED 8", 12", 16", 18"	LF	2010
1050 11424	8-19.9" DI PIPE (F&I) - PROPOSED 8"	LF	80
1050 11324	8-19.9" PE Pipe (F&I) - PROPOSED 10" (Directional Drill)	LF	375
1050 18002	2-4.9" Plug & Out of Service - 2" & 4"	LF	1021
1050 18003	5-7.9" Plug & Out of Service - 6"	LF	1235
1050 18004	8-19.9" Plug & Out of Service - 16"	LF	120
1080 11207	UTILITY FIXTURES, F&I, 2-4.9", LINE STOP	EA	1
1080 11307	UTILITY FIXTURES, F&I, 5-7.9", LINE STOP	EA	4
1080 11407	UTILITY FIXTURES, F&I, 8-19.9", LINE STOP	EA	3
1055 11414	UTILITY FITTING, F&I, DI/CI, ELBOW, 8-19.9"	EA	65
1055 11424	UTILITY FITTINGS, F&I, DI/CI, TEE, 8 - 19.9"	EA	17
1055 11454	8-19" UTILITY FITTINGS (F&I) PLUG/CAP	EA	2
1080 11404	UTIL FIXT, F&I, 8-19.9", VALVE ASSEMBLY	EA	32

CITY OF NAPLES
CENTRAL AVENUE

GARY J. NADEAU
P.E. LICENSE
No. 49629
STATE OF FLORIDA
PROFESSIONAL ENGINEER
SUMMIT ENGINEERS

SHEET NO.
2

ITEM NO.	ITEM DESCRIPTION	UNIT	PROJECT QUANTITY
1080 11409	UTIL FIXT, F&I, 8-19.9", MECH JONT RESTR	EA	260
1644113 08	FIRE HYDRANT,F&I,STD,2 HOSE,1PUMP,6"	EA	5
-	Long Water Services	EA	8
-	Short Water Services	EA	10
Landscaping			
SINGLE TRUNK PALMS - LARGE PLANTS			
580-1-2	ARCHONTOPHOENIX CUNNINGHAMIANA (PICCABEEN PALM)	EA	29
580-1-2	ROYSTONEA REGIA (ROYAL PALM)	EA	63
580-1-2	ADONIDIA MERRILLII (CHRISTMAS PALM)	EA	45
TREES - LARGE PLANS			
580-1-2	QUERCUS VIRGINIANA 'HIGH RISE' (HIGH RISE SOUTHERN LIVE OAK)	EA	17
580-1-2	TAXODIUM DISTICHUM (BALD CYPRESS)	EA	9
SHRUBS - SMALL AND LARGE PLANTS			
580-1-2	CHRYSOBALANUS ICACO 'RED TIP'(RED TIP COCOPLUM)	EA	232
580-1-1	DIANELLA TASMANICA 'VARIEGATA'(FLAX LILY)	EA	675
580-1-1	IXORA COCCINEA 'NORA GRANT'(RED IXORA)	EA	692
580-1-1	SCHEFFLERA ARBORICOLA 'TRINETTE'(VARIEGATED SCHEFFLERA)	EA	505
580-1-1	DURANTA REPANS 'GOLD MOUND'(GOLDEN DEWDROP DURANTA)	EA	101
580-1-1	FICUS MICROCARPA 'GREEN ISLAND'(GREEN ISLAND FICUS)	EA	3019
580-1-1	JUNIPERUS CHINENSIS 'PARSONII'(CHINESE JUNIPER)	EA	488
580-1-1	NEOREGELIA X 'ROYAL BURGANDY'(ROYAL BURGANDY BROMELIAD)	EA	186
ANNUALS			
580-1-1	ANNUALS	EA	308
ORNAMENTAL GRASSES - SMALL PLANTS			
580-1-1	MUHLENBERGIA CAPILLARIS(PINK MUHLY)	EA	503
580-1-1	SPARTINA BAKERI(SAND CORD GRASS)	EA	156
SOIL AMENDMENTS			
-	BOLD & GOLD	CY	48
Irrigation			
0590 70	IRRIGATION SYSTEM	LS	1

PAY ITEM FOOTNOTES:

- 0101 1 - MAINTENANCE OF TRAFFIC PHASING AND DETOUR LAYOUT TO BE PROVIDED BY CONTRACTOR PRIOR TO CONSTRUCTION AND WILL REQUIRE PRIOR APPROVAL BY CITY ENGINEER BEFORE INSTALLATION. CONTRACTOR WILL BE REQUIRED TO CLOSELY COORDINATE WITH CITY ENGINEER TO PHASE CONSTRUCTION IN A WAY TO MINIMIZE DISRUPTION OF PEDESTRIAN AND VEHICULAR TRAFFIC. ALL COORDINATION, PHASING COSTS, MATERIALS, AND INSTALLATION WILL BE INCLUDED IN THE LUMP SUM ITEM.
- 0520 1 10 - DROP CURB INCLUDED IN THE COST OF PARENT CURB. QUANTITY INCLUDES MOD. DROP CURB AT PVIOUS PARKING AREAS.
- 0527 2 - DETECTABLE WARNINGS SHALL BE EMBEDDED.
- 0526 1 1(A-C) - COST TO INCLUDE ALL PAVERS, AGGREGATE, CONCRETE, BEDDING, BASE, SUB-BASE AND ALL OTHER MATERIALS AS DETAILED IN THE TYPICAL SECTIONS OF THESE PLANS. MATERIAL TYPE AND COLOR TO BE FINALIZED DURING THE SHOP DRAWING APPROVAL PROCESS.
- 0440 1 10 - WILL INCLUDE ALL WORK ASSOCIATED WITH INSTALLATION OF UNDERDRAINS, NECESSARY CLEAN-OUTS (AS IDENTIFIED DURING CONSTRUCTION) AND ALL OTHER ASSOCIATED MATERIALS.
- B10 S. - WILL INCLUDE COST OF ALL WORK, SELECT SOIL MATERIAL, FILTER BED AND ASSOCIATED MATERIALS AS OUTLINED ON LOW IMPACT DEVELOPMENT DETAIL SHEET.

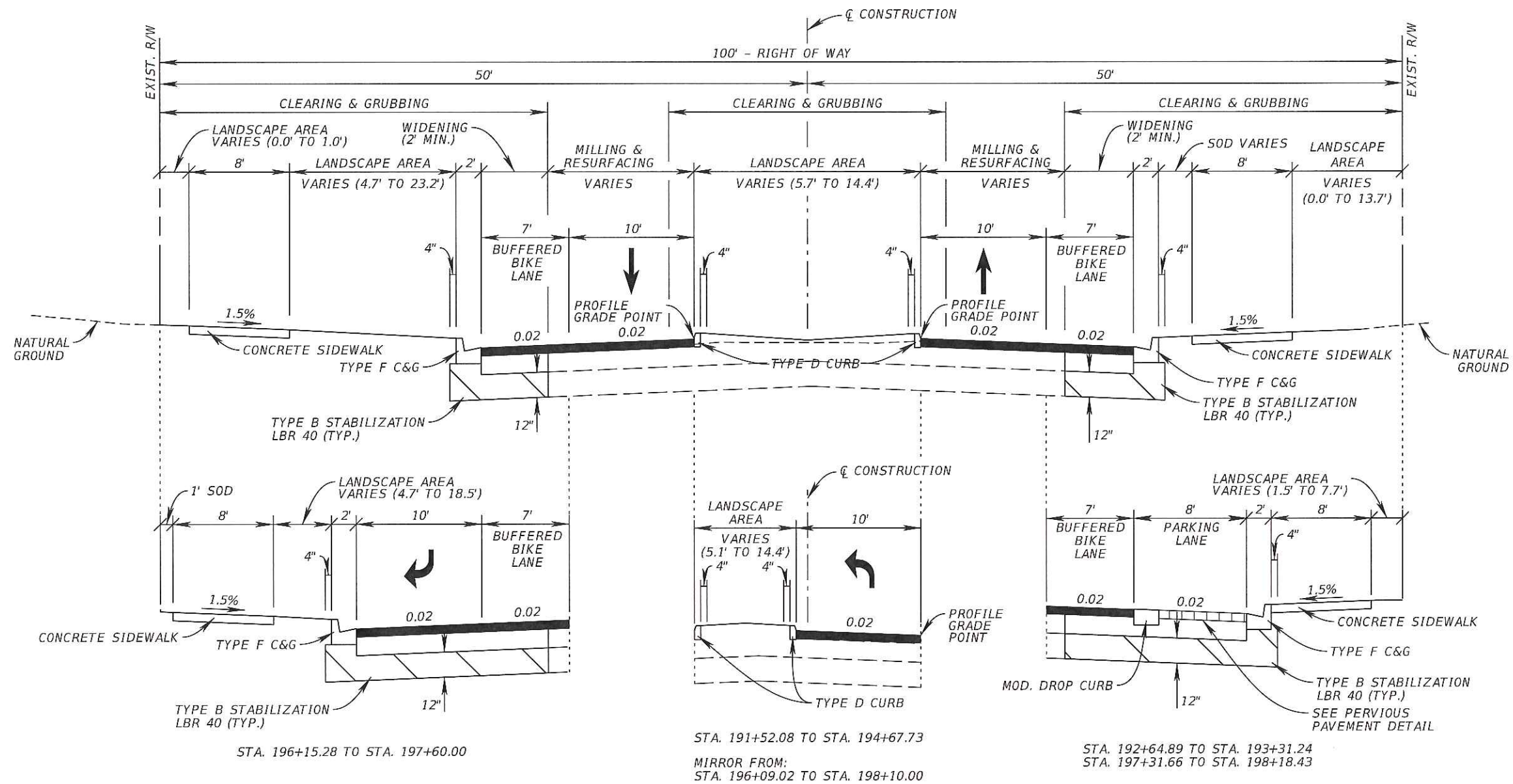
REVISIONS			
DATE	DESCRIPTION	DATE	DESCRIPTION



CITY OF NAPLES
CENTRAL AVENUE



SHEET NO.
2A



TYPICAL SECTION
CENTRAL AVENUE
STA. 188+93.92 TO STA. 201+95.00

MILLING AND RESURFACING
MILL EXISTING ASPHALT PAVEMENT (2" AVG. DEPTH)
TYPE SP STRUCTURAL COURSE (TRAFFIC B) (1")
AND FRICTION COURSE FC-9.5 (1")

WIDENING / RECONSTRUCTION
PORTLAND CEMENT CONCRETE (PCC) BASE GROUP 9 (TYPE B - 12.5 ONLY) WITH
TYPE SP 12.5 STRUCTURAL COURSE (TRAFFIC B) (2")
AND FRICTION COURSE FC-9.5 (1")

TRAFFIC DATA

CURRENT YEAR = 2015 AADT = 7,330
ESTIMATED OPENING YEAR = 2016 AADT = 7,480
ESTIMATED DESIGN YEAR = 2035 AADT = 9,040
DESIGN SPEED = 35 MPH


REVISIONS

DATE	DESCRIPTION	DATE	DESCRIPTION

Kimley»Horn

GARY J. NADEAU, P.E.
P.E. LICENSE NUMBER: 49629
1777 MAIN STREET, SUITE 200
SARASOTA, FLORIDA 34236
PHONE (941) 379-7600
CERTIFICATE OF AUTHORIZATION: 00000696

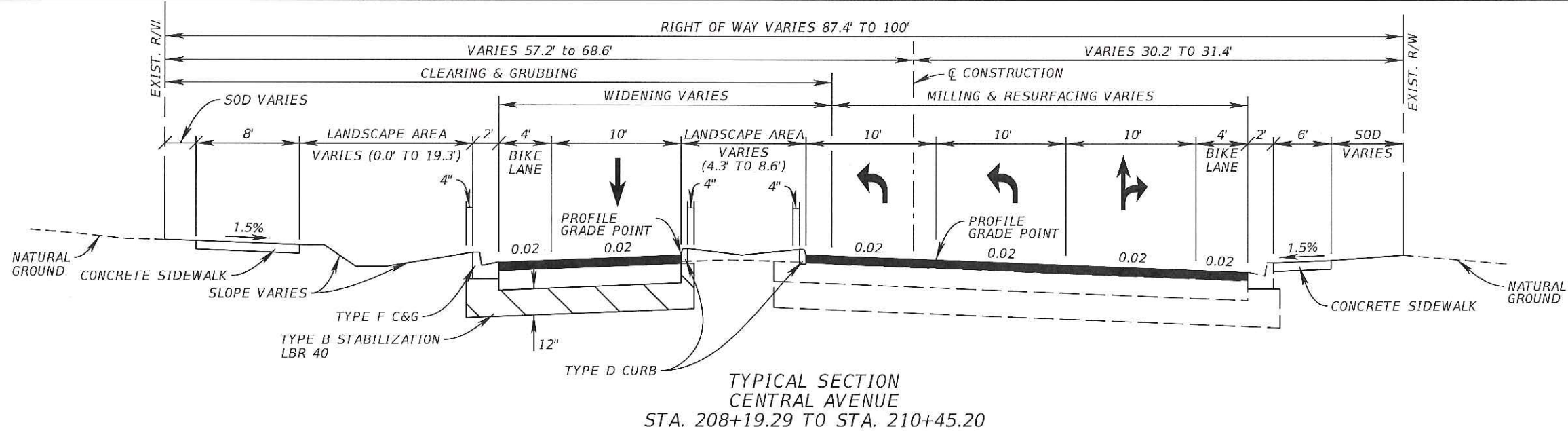
CITY OF NAPLES
CENTRAL AVENUE



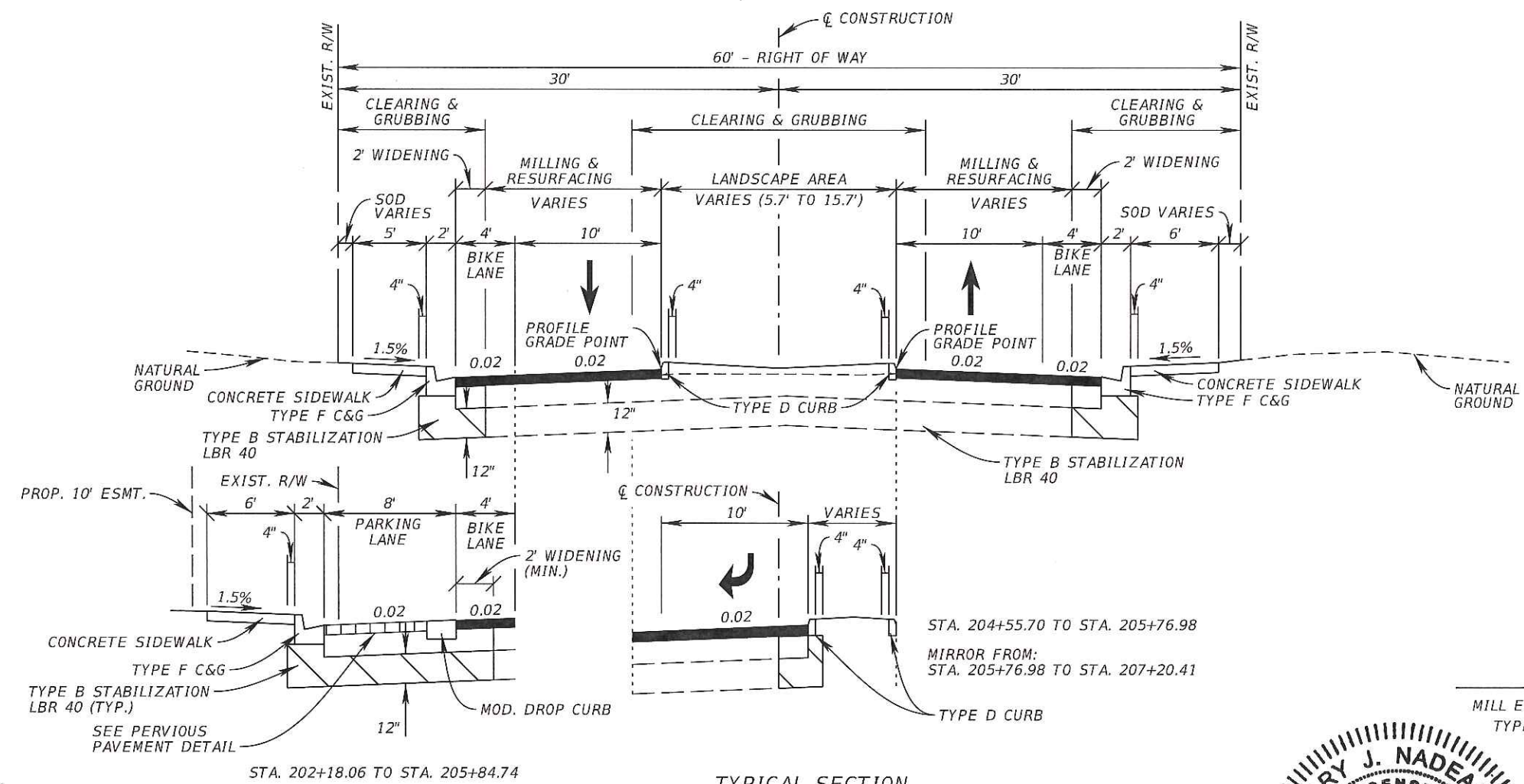
TYPICAL SECTIONS

SHEET NO.

4



TYPICAL SECTION
CENTRAL AVENUE
STA. 208+19.29 TO STA. 210+45.20



TYPICAL SECTION
CENTRAL AVENUE
STA. 201+95.00 TO STA. 208+19.29

MILLING AND RESURFACING
MILL EXISTING ASPHALT PAVEMENT (2" AVG. DEPTH)
TYPE SP STRUCTURAL COURSE (TRAFFIC B) (1")
AND FRICTION COURSE FC-9.5 (1")

WIDENING / RECONSTRUCTION
OPTIMAL BASE GROUP 9 (TYPE B - 12.5 ONLY) WITH
TYPE SP 12.5 STRUCTURAL COURSE (TRAFFIC B) (2")
AND FRICTION COURSE FC-9.5 (1")

TRAFFIC DATA

CURRENT YEAR	= 2015 AADT = 7,330
ESTIMATED OPENING YEAR	= 2016 AADT = 7,480
ESTIMATED DESIGN YEAR	= 2035 AADT = 9,040
DESIGN SPEED	= 35 MPH

REVISIONS			
DATE	DESCRIPTION	DATE	DESCRIPTION

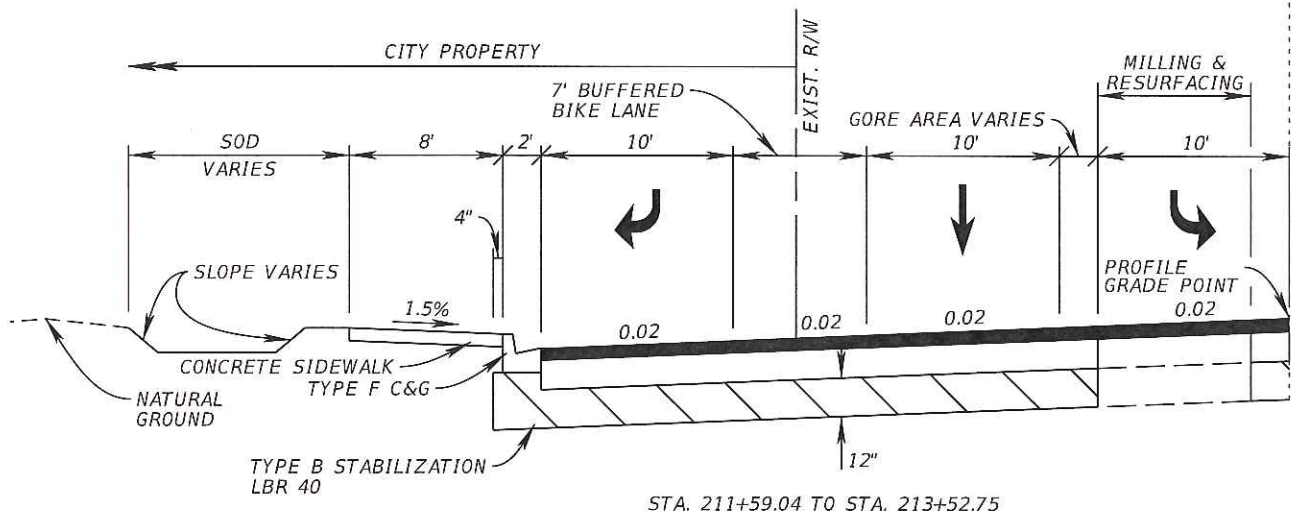
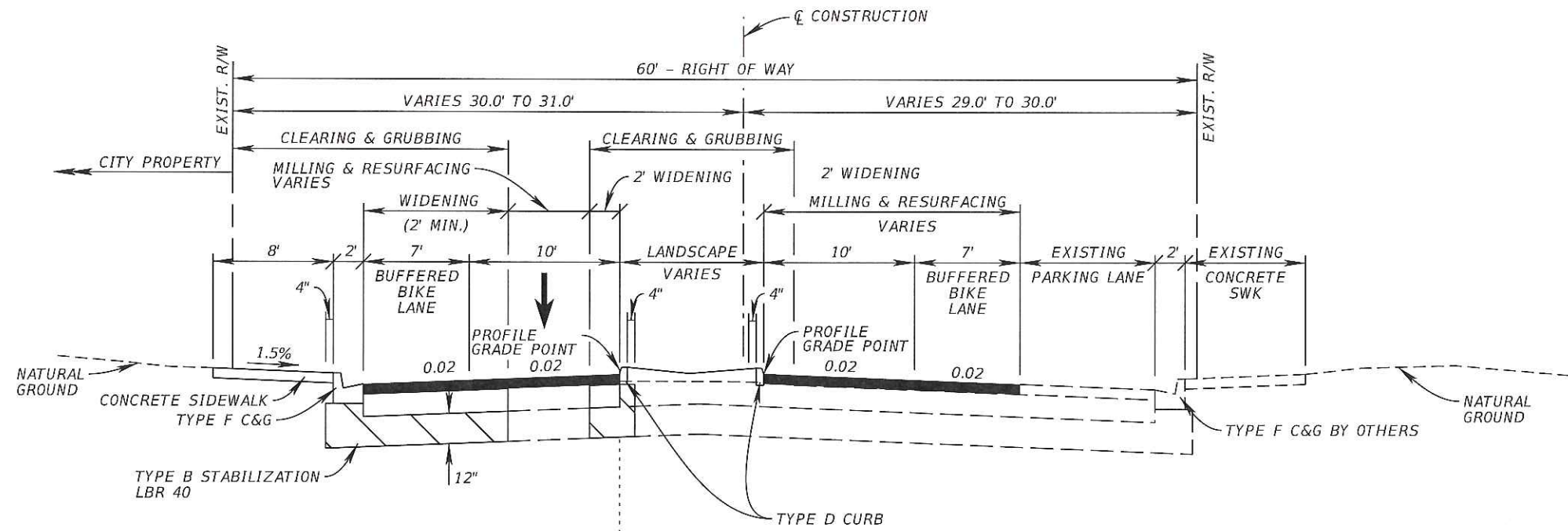


CITY OF NAPLES
CENTRAL AVENUE



TYPICAL SECTIONS

SHEET NO.
5



TYPICAL SECTION
CENTRAL AVENUE
STA. 210+45.20 TO STA. 216+86.66

MILLING AND RESURFACING
MILL EXISTING ASPHALT PAVEMENT (2" AVG. DEPTH)
TYPE SP STRUCTURAL COURSE (TRAFFIC B) (1")
AND FRICTION COURSE FC-9.5 (1")

WIDENING / RECONSTRUCTION
OPTIONAL BASE GROUP 9 (TYPE B - 12.5 ONLY) WITH
TYPE SP 12.5 STRUCTURAL COURSE (TRAFFIC B) (2")
AND FRICTION COURSE FC-9.5 (1")

TRAFFIC DATA

CURRENT YEAR = 2015 AADT = 7,330
ESTIMATED OPENING YEAR = 2016 AADT = 7,480
ESTIMATED DESIGN YEAR = 2035 AADT = 9,040
DESIGN SPEED = 35 MPH


REVISIONS

DATE	DESCRIPTION	DATE	DESCRIPTION

Kimley»Horn

GARY J. NADEAU, P.E.
P.E. LICENSE NUMBER: 49629
1777 MAIN STREET, SUITE 200
SARASOTA, FLORIDA 34236
PHONE (941) 579-7600
CERTIFICATE OF AUTHORIZATION: 00000696

CITY OF NAPLES
CENTRAL AVENUE



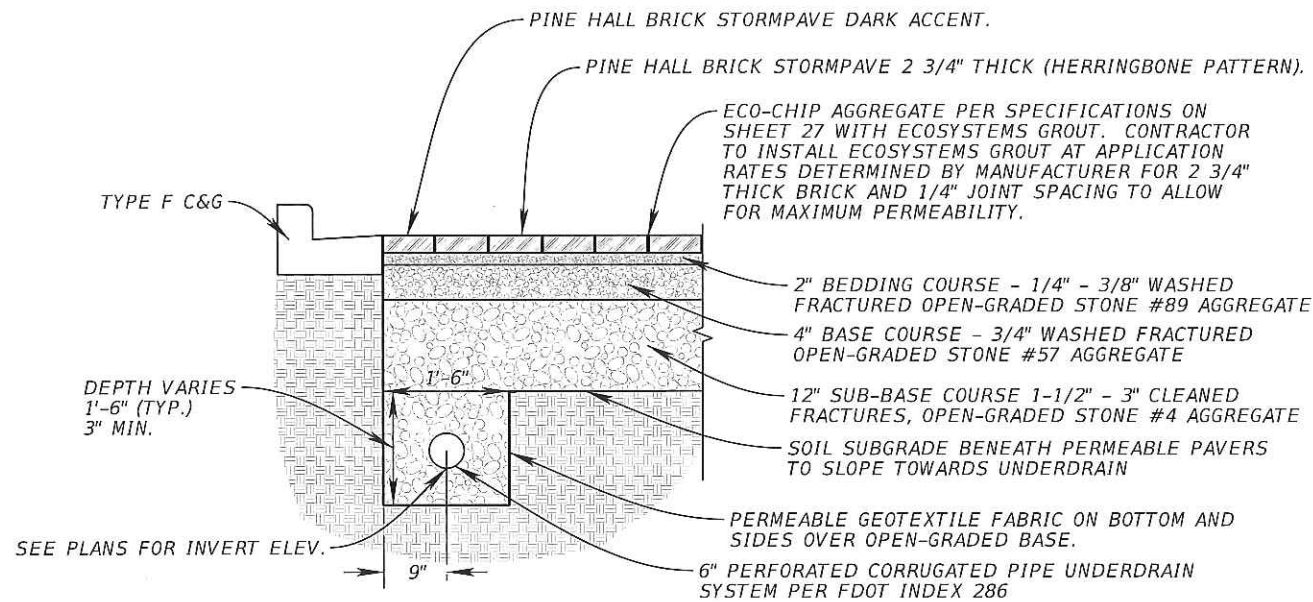
TYPICAL SECTIONS

SHEET NO.

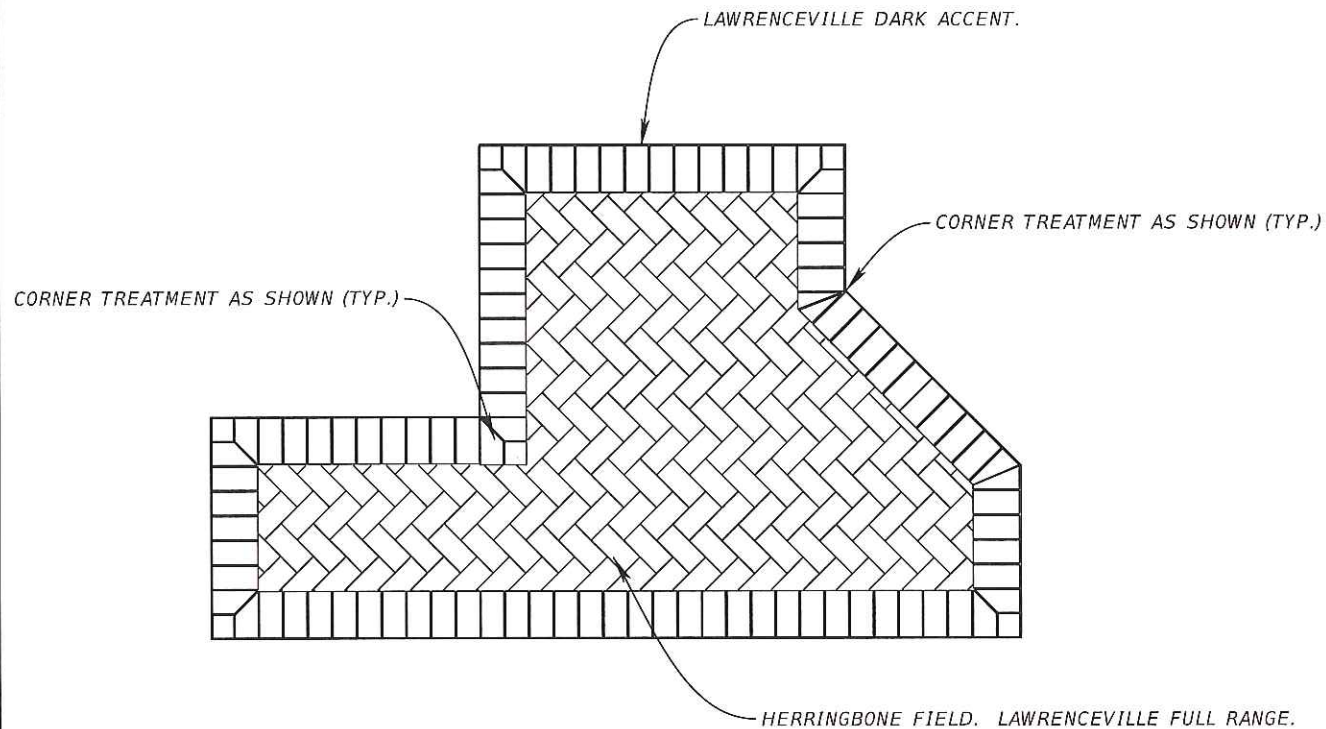
6

BRICK PAVER NOTES:

- PERMEABLE BRICK SPECIFICATIONS BRICKS TO BE:
 - STORMPAVE FULL RANGE PERMEABLE BRICK PAVER BY PINE HALL BRICK, ROSE COLOR, OR APPROVED EQUAL. 2 3/4" THICKNESS FOR ALL ROADWAY AREAS.
 - STORMPAVE DARK ACCENT BORDER BRICK PAVER BY PINE HALL BRICK OR APPROVED EQUAL. 2 3/4" THICKNESS FOR ALL ROADWAY AREAS.
- CONTRACTOR TO PROVIDE COLOR SAMPLES TO CITY FOR APPROVAL PRIOR TO ORDERING MATERIALS.
- CONTRACTOR SHALL PROVIDE 10'x10' MOCKUP FOR APPROVAL BY CITY AND PROJECT LANDSCAPE ARCHITECT PRIOR TO CONSTRUCTION.
- ALL HERRINGBONE PAVER FIELDS SHALL BE SURROUNDED BY A SINGLE SOLDIER COURSE BORDER WITH CORNER DETAILS AS SHOWN IN THESE PLANS.
- ALL PERMEABLE PAVER APPLICATIONS SHALL BE INSTALLED BY A MANUFACTURER CERTIFIED INSTALLER.
- CONTRACTOR SHALL BE RESPONSIBLE FOR SUBGRADE PREPARATION FOR FULL EXFILTRATION AS DEFINED BY MANUFACTURER.
- ALL CRUSHED ANGULAR GRAVEL MIX SHALL CONTAIN NO FINES, TYP.



PAVER PARKING DETAIL
SCALE: NTS
(SEE NOTES THIS SHEET FOR SPECIFICATIONS)

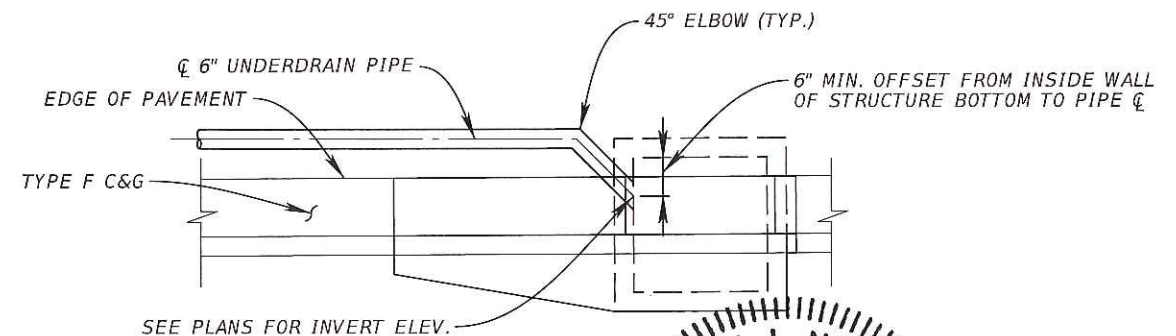


PAVER FIELD BORDER
SCALE: NTS
(SEE NOTES THIS SHEET FOR SPECIFICATIONS)


Gradation Results

Unit	Moist Mass	Dry Mass	Wash Mass	Moisture %	Wash Loss %	Procedure		
g		8044.00						
Sieve	Mass Retained	Cum Mass Retained	Ind % Retained	% Retained	% Passing	Target	Specification	Comment
#4 (4.75mm)	0.0	0.0	0.0	0.0	100.0	100-100	100-100	
#8 (2.36mm)	7189.3	7189.3	89.4	89.4	10.6	15-25	10-30	OT
#16 (1.18mm)	663.8	7853.1	8.3	97.6	2.4			
#30 (0.6mm)	82.3	7935.4	1.0	98.6	1.4			
#50 (0.3mm)	44.6	7980.0	0.6	99.2	0.8			
#200 (75um)	57.7	8037.7	0.72	99.92	0.08	0-1.75	0-1.75	
Pan	5.5	8043.2	0.07	100.00	0.00			

ECO-CHIP AGGREGATE SPECIFICATIONS



UNDERDRAIN CONNECTION DETAIL
SCALE: NTS



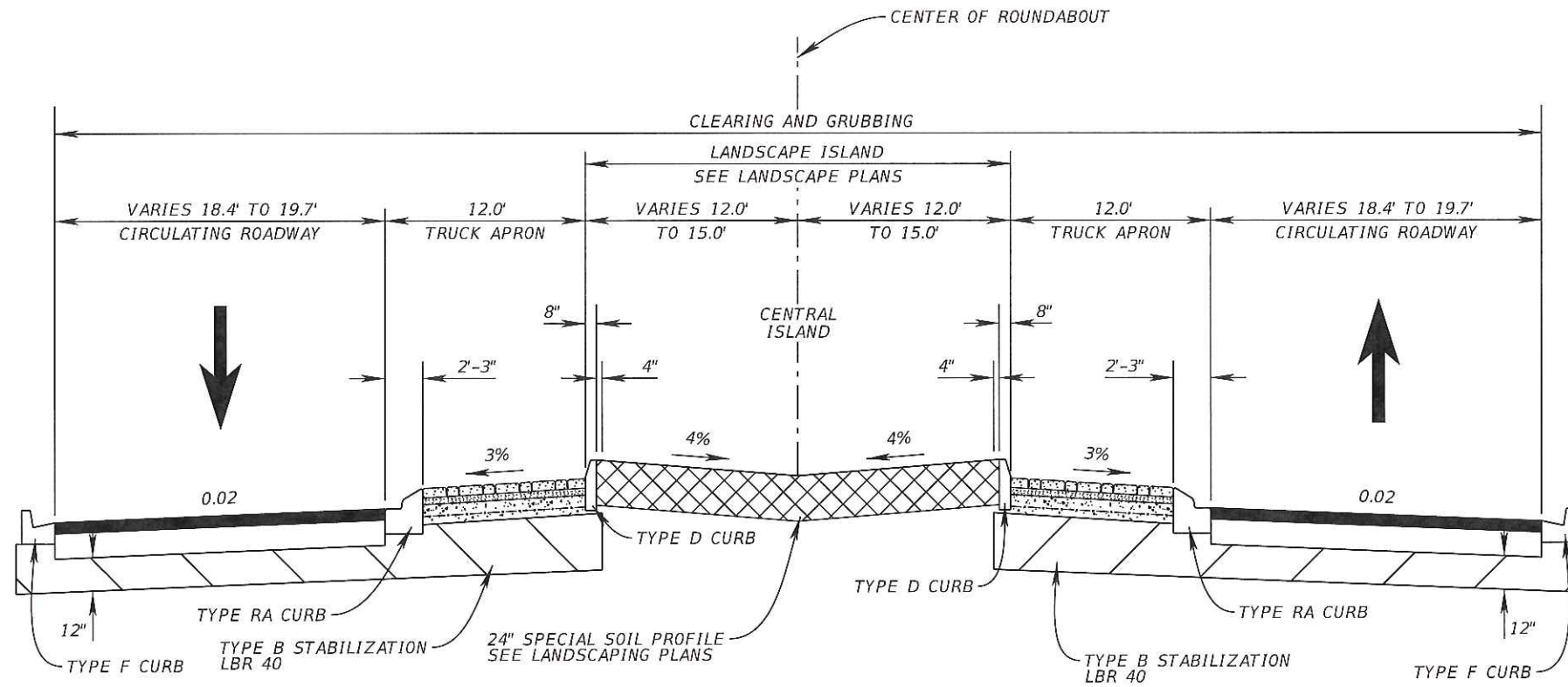
REVISIONS			
DATE	DESCRIPTION	DATE	DESCRIPTION

Kimley»Horn

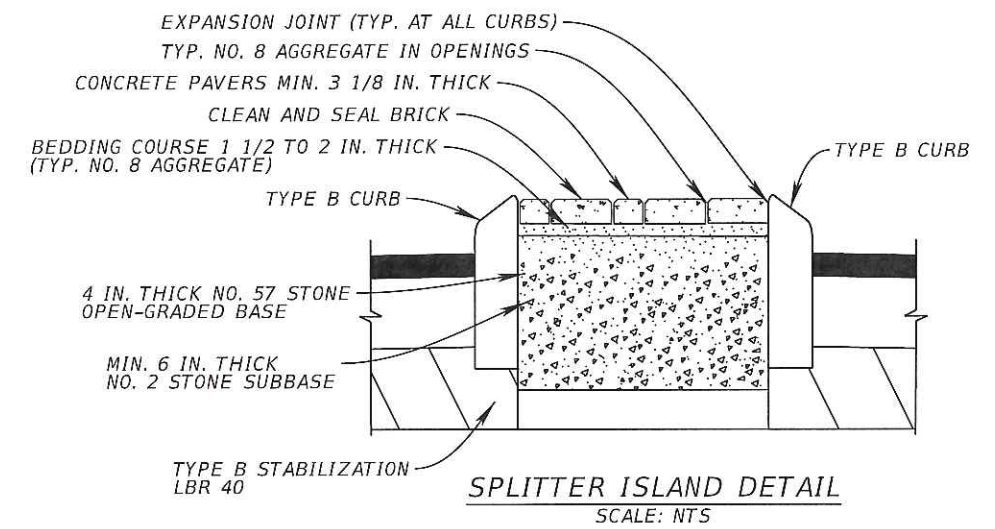
GARY J. NADEAU, P.E.
P.E. LICENSE NUMBER: 49629
1777 MAIN STREET, SUITE 200
SARASOTA, FLORIDA 34236
PHONE (941) 379-7600
CERTIFICATE OF AUTHORIZATION: 00000696

CITY OF NAPLES
CENTRAL AVENUE

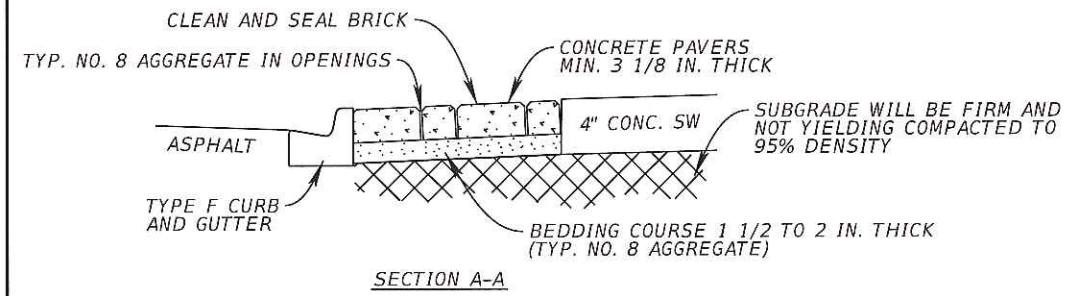
SHEET NO.
7



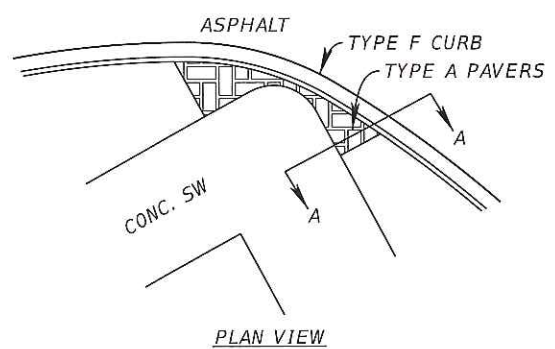
TYPICAL SECTION AT ROUNDABOUT



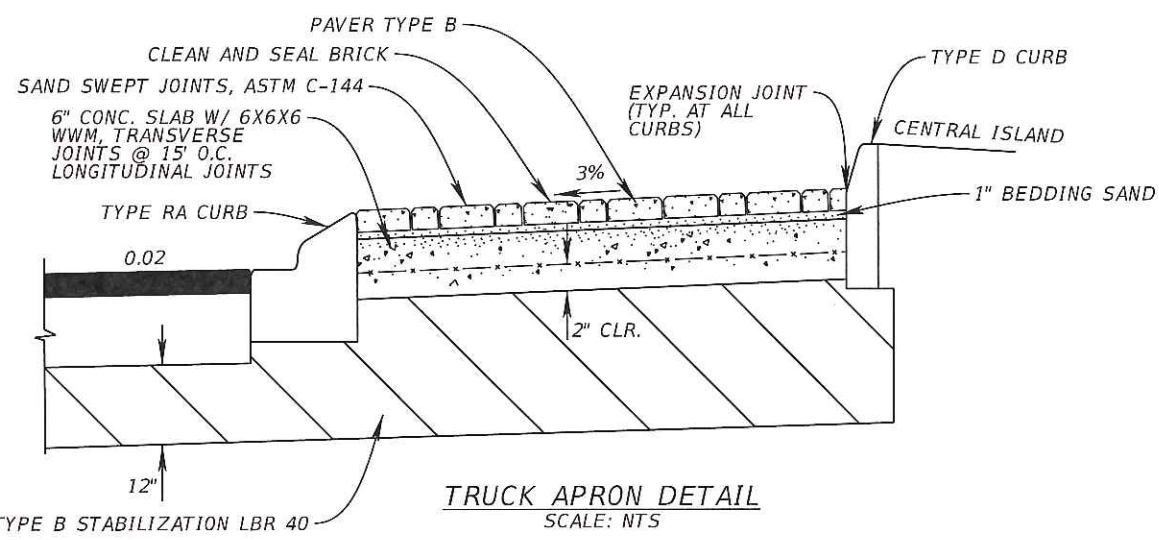
SPLITTER ISLAND DETAIL
SCALE: NTS



SECTION A-A



PLAN VIEW



TRUCK APRON DETAIL
SCALE: NTS

CONCRETE PAVER NOTES

- PAVER TYPE A
STYLE: BRICK 4X8 SIZE: 3 7/8" X 7 7/8" X 2 3/8" PATTERN: HERRINGBONE COLOR RANDOMLY PLACED EQUAL MIX OF CHARCOAL TAN AND DARK ORANGE
- PAVER TYPE B
STYLE: BRICK 4X8 SIZE: 3 7/8" X 7 7/8" X 3 1/8" PATTERN: HERRINGBONE COLOR: RANDOMLY PLACED EQUAL MIX OF CHARCOAL TAN AND DARK ORANGE
- ALL PAVERS TO BE FLUSH WITH SURROUNDING SURFACES.
- ALL PAVERS ARE TO BE INSTALLED PER MANUFACTURERS SPECIFICATIONS.

DECORATIVE PAVER INSTALLATION AT ROUNDABOUT AND SIDEWALK FRINGE

REVISIONS			
DATE	DESCRIPTION	DATE	DESCRIPTION

Kimley»Horn

GARY J. NADEAU, P.E.
P.E. LICENSE NUMBER: 49629
1777 MAIN STREET, SUITE 200
SARASOTA, FLORIDA 34236
PHONE (941) 379-7600
CERTIFICATE OF AUTHORIZATION: 00000696

CITY OF NAPLES

CENTRAL AVENUE




SHEET NO.

8

SUMMARY OF PAVEMENT

PAY ITEM NO.	PAY ITEM DESCRIPTION	LOCATION		SIDE	AREA ID	LENGTH	WIDTH	UNIT	QUANTITY		TOTAL		DESIGN NOTES	CONSTRUCTION REMARKS
		STA. TO STA.	DESCRIPTION						P	F	P	F		
0160 4	TYPE B STABILIZATION	189+57.29 to 189+93.10		RT	60864			SY	17.2		7547			
		189+57.38 to 190+92.11		LT/RT	81056				310.7					
		190+82.08 to 190+82.08		RT	82560				172.4					
		190+90.82 to 194+94.67		LT/RT	81945				686.2					
		191+87.52 to 194+92.48		LT	80013				223.6					
		192+21.34 to 192+77.92		LT	60969				78.9					
		193+05.30 to 193+70.70		LT	60962				125.8					
		195+82.53 to 199+57.36		RT	63551				472.0					
		199+95.62 to 199+95.62		RT	82547				172.4					
		200+04.73 to 200+04.73		LT	81668				1638.7					
		201+30.78 to 204+29.84		LT	81641				339.8					
		207+38.61 to 207+38.61		LT	82402				1075.4					
		207+68.34 to 207+85.11		LT	70575				707.4					
		209+55.21 to 209+91.91		LT	61786				65.1					
		209+89.95 to 210+14.03		LT/RT	80630				70.3					
		210+85.56 to 210+94.01		RT	63610				12.5					
		210+98.57 to 211+07.28		LT	63603				23.1					
		211+36.89 to 216+86.65		LT	82127				1091.6					
		211+53.54 to 212+07.00		LT/RT	80077				35.2					
		215+46.86 to 216+86.66		RT	82176				228.8					
285709	OPTIONAL BASE, BASE GROUP 09	189+57.30 to 189+93.10		RT	70973			SY	8.0		5104			
		189+57.38 to 190+69.57		LT/RT	71010				66.2					
		189+93.59 to 190+92.11		RT	70978				85.2					
		190+39.56 to 190+60.01		RT	71040				43.6					
		190+57.86 to 190+64.92		LT	71144				12.9					
		190+90.82 to 191+87.33		LT	71112				51.5					
		190+91.85 to 194+94.67		LT/RT	82713				404.8					
		191+87.52 to 194+92.48		LT	71149				142.7					
		192+21.34 to 192+77.92		LT	71173				78.9					
		193+05.30 to 193+70.70		LT	71179				125.8					
		195+80.24 to 208+14.01		LT/RT	82810				1078.1					
		195+82.53 to 199+57.36		RT	82770				303.4					
		198+89.28 to 199+85.80		RT	71393				92.9					
		205+90.41 to 205+90.41		LT	73060				599.1					
		207+68.34 to 207+84.77		LT	71512				689.2					
		209+55.21 to 209+91.91		LT	71519				65.1					
		209+89.95 to 210+14.03		LT/RT	71534				62.3					
		210+85.56 to 210+94.01		RT	71544				12.5					
		210+98.57 to 211+07.28		LT	71527				23.1					
		211+36.89 to 216+86.65		LT	71559				951.8					
211+53.54 to 212+07.00		LT/RT	71551				29.0							
215+46.86 to 216+86.66		RT	71608				178.3							
0327 70 5	MILLING EXIST ASPH PAVT, 2" AVG DEPTH	189+57.30 to 190+38.71		LT/RT	76241			SY	279.5		11693			
		190+57.49 to 191+01.59		RT	47467				67.4					
		190+60.63 to 190+98.58		RT	76259				157.7					
		190+83.00 to 190+83.00		LT	76461				732.9					
		191+30.01 to 194+48.00		RT	74817				568.9					
		191+30.19 to 192+20.00		LT	74835				146.5					
		192+60.00 to 194+48.01		LT	74811				313.4					
		194+51.99 to 194+94.67		LT/RT	74797				258.1					



REVISIONS			
DATE	DESCRIPTION	DATE	DESCRIPTION




CITY OF NAPLES
CENTRAL AVENUE

SUMMARY OF QUANTITIES

SHEET NO.
SQ-1

SUMMARY OF PAVEMENT

PAY ITEM NO.	PAY ITEM DESCRIPTION	LOCATION		SIDE	AREA ID	LENGTH	WIDTH	UNIT	QUANTITY		TOTAL		DESIGN NOTES	CONSTRUCTION REMARKS		
		STA. TO STA.	DESCRIPTION						P	F	P	F				
0327 70 5	MILLING EXIST ASPH PAVT, 2" AVG DEPTH (CONT'D)	195+79.67 to 199+46.45		LT/RT	74928			SY	1428.7							
		199+90.34 to 199+90.34		RT	75960					510.3						
		200+01.77 to 200+01.77		LT	76016						220.5					
		201+20.00 to 203+32.18		LT/RT	75568						290.5					
		201+20.00 to 203+37.67		RT	75583						286.6					
		203+33.90 to 205+87.12		LT/RT	75543						880.3					
		205+82.37 to 207+86.51		LT/RT	75523						875.5					
		207+42.64 to 207+81.84		LT	47798						50.4					
		207+57.42 to 207+75.54		LT	47807						18.0					
		207+61.37 to 207+81.03		RT	47791						13.4					
		207+81.26 to 209+98.00		LT/RT	76715						853.3					
		210+14.00 to 212+47.97		LT/RT	76751						2320.6					
		212+46.67 to 214+69.96		RT	76827						415.8					
		212+47.50 to 214+70.76		LT	76837						232.9					
		214+69.28 to 215+93.34		LT/RT	76849						436.4					
		215+78.27 to 216+86.66		LT/RT	76875						335.1					
		0334 1 12	SUPERPAVE ASPHALTIC CONCRETE (B)	189+57.30 to 189+93.10		RT	71713			TN	0.88		1205.4			
189+57.38 to 190+69.57				LT/RT	71718					7.28						
189+93.59 to 190+92.11				RT	71674					9.38						
189+95.61 to 189+95.61				RT	72940					15.82						
190+39.56 to 190+60.01				RT	71706					4.79						
190+57.49 to 191+01.59				RT	72967					3.71						
190+57.86 to 190+64.92				LT	71748					1.41						
190+79.70 to 190+79.70				RT	72863					49.52						
190+90.82 to 191+87.33				LT	71753					5.67						
190+91.85 to 194+94.67				LT/RT	71785					44.38						
191+30.01 to 194+48.00				LT/RT	72820					40.00						
191+87.52 to 194+92.48				LT	71850					15.70						
192+21.34 to 192+77.92				LT	71874					8.67						
192+60.00 to 194+48.01				LT	72856					17.24						
193+05.30 to 193+70.70				LT	71880					13.84						
194+51.99 to 194+94.67				LT/RT	72806					14.20						
195+82.53 to 199+57.36				RT	72048					33.37						
197+59.39 to 197+59.39				RT	72759					79.02						
198+89.28 to 199+85.80				RT	72094					10.22						
199+90.34 to 199+90.34				RT	72668					28.47						
200+01.77 to 200+01.77				LT	72731					12.13						
201+20.00 to 203+32.18				LT/RT	72643					16.39						
201+20.00 to 203+37.67				RT	72657					15.76						
201+94.70 to 201+94.70				RT	71887					116.28						
203+33.90 to 205+87.12				LT/RT	72621					49.52						
205+82.37 to 207+86.51				LT/RT	72603					48.15						
205+90.41 to 205+90.41				LT	72124					65.78						
207+42.64 to 207+81.84				LT	72594					2.77						
207+57.42 to 207+75.54				LT	72583					0.99						
207+68.34 to 207+84.77				LT	72213					75.81						
207+81.26 to 209+98.00				LT/RT	72546					46.93						
209+55.21 to 209+91.91				LT	72220					7.16						
209+89.95 to 210+14.03				LT/RT	72228					6.85						



REVISIONS			
DATE	DESCRIPTION	DATE	DESCRIPTION




CITY OF NAPLES
CENTRAL AVENUE

SUMMARY OF PAVEMENT
SHEET NO. SQ-2

SUMMARY OF PAVEMENT

PAY ITEM NO.	PAY ITEM DESCRIPTION	LOCATION		SIDE	AREA ID	LENGTH	WIDTH	UNIT	QUANTITY		TOTAL		DESIGN NOTES	CONSTRUCTION REMARKS		
		STA. TO STA.	DESCRIPTION						P	F	P	F				
0334 1 12	SUPERPAVE ASPHALTIC CONCRETE (B) (CONT'D)	210+85.56 to 210+94.01		RT	72238			TN	1.38							
		210+98.57 to 211+07.28		LT	72245				2.54							
		211+36.89 to 216+86.65		LT	72260				104.70							
		211+53.54 to 212+07.00		LT/RT	72252				3.19							
		213+03.65 to 213+03.65		LT	72424				187.45							
		215+46.86 to 216+86.66		RT	72309				19.61							
		215+78.27 to 216+86.66		LT/RT	72528				18.43							
0337 7 42	ASPHALTIC CONCRETE FRICTION COURSE (TRAFFIC C, FC-9.5, PG 76-22, PMA)	189+57.30 to 189+93.10		RT	56016			TN	0.44		929.2		1			
		189+57.30 to 190+38.71		LT/RT	56021				14.37				1			
		190+29.29 to 190+29.29		RT	55933				10.04				1			
		190+39.56 to 190+61.23		RT	60870				2.71							
		190+57.49 to 191+01.59		RT	56372				3.71					1		
		190+57.86 to 190+64.92		LT	60883				0.71							
		190+76.33 to 190+86.10		RT	60888				0.54							
		190+79.48 to 190+79.48		LT	56175				0.72						1	
		190+79.60 to 190+79.60		RT	56340				1.44						1	
		190+79.70 to 190+79.70		RT	56045				44.42						1	
		190+82.10 to 190+82.10		RT	59619				2.04							
		190+90.82 to 191+11.57		LT	56648				0.81						1	
		190+91.78 to 191+01.59		RT	56363				0.72						1	
		191+30.01 to 194+48.00		RT	56611				27.40						1	
		191+30.21 to 192+20.00		LT	56635				6.78						1	
		191+40.07 to 191+52.08		LT/RT	60898				0.65							
		192+21.34 to 192+77.92		LT	55860				4.34						1	
		192+60.00 to 194+48.01		LT	56630				14.94						1	
		193+01.07 to 193+01.07		RT	77118				39.74							
		193+05.30 to 193+70.70		LT	55853				6.92						1	
		194+51.99 to 194+94.67		LT/RT	55840				13.44						1	
		195+79.67 to 199+46.45		LT/RT	58506				69.89						1	
		195+82.53 to 199+57.36		RT	78300				16.69							
		199+90.34 to 199+90.34		RT	59280				24.23						1	
		199+95.50 to 199+95.50		RT	56851				1.54						1	
		199+95.64 to 199+95.64		RT	59465				2.04						1	
		199+98.59 to 199+98.59		LT	56835				0.74						1	
		200+01.77 to 200+01.77		LT	59157				11.39						1	
		201+20.00 to 203+38.00		LT	58493				14.24						1	
		201+20.00 to 203+38.00		RT	69057				13.21							
		203+11.65 to 203+11.65		RT	77230				126.45							
		203+42.00 to 205+87.12		LT/RT	58472				43.65						1	
		205+82.37 to 207+86.51		LT/RT	58608				44.65						1	
207+42.64 to 207+81.84		LT	58628				2.77						1			
207+57.42 to 207+75.54		LT	58637				0.99						1			
207+61.37 to 207+81.03		RT	58601				0.73						1			
207+68.34 to 207+84.77		LT	70489				37.91									
207+81.26 to 209+98.00		LT/RT	58566				44.46						1			
209+55.21 to 209+91.91		LT	56708				3.58						1			
210+85.56 to 210+94.01		RT	56723				0.69						1			
210+98.57 to 211+07.28		LT	56716				1.27						1			
213+03.69 to 213+03.69		LT	58740				176.68						1			



REVISIONS			
DATE	DESCRIPTION	DATE	DESCRIPTION

Kimley»Horn
GARY J. NADEAU, P.E.
 P.E. LICENSE NUMBER: 49629
 1777 MAIN STREET, SUITE 200
 SARASOTA, FLORIDA 34236
 PHONE (941) 379-7600
 CERTIFICATE OF AUTHORIZATION: 00000696

CITY OF NAPLES
 CENTRAL AVENUE


SUMMARY OF PAVEMENT
 SHEET NO. SQ-3

SUMMARY OF PAVEMENT

PAY ITEM NO.	PAY ITEM DESCRIPTION	LOCATION		SIDE	AREA ID	LENGTH	WIDTH	UNIT	QUANTITY		TOTAL		DESIGN NOTES	CONSTRUCTION REMARKS
		STA. TO STA.	DESCRIPTION						P	F	P	F		
0337 7 42	ASPHALTIC CONCRETE FRICTION COURSE (TRAFFIC C, FC-9.5, PG 76-22, PMA) (CONT'D)	213+22.22 to 213+22.22		LT	56733			TN	9.28				1	
		213+72.96 to 213+72.96		LT	79327				67.96					
		215+90.73 to 216+86.66		LT/RT	58842				17.31				1	
0526 1 1	PAVERS, ARCHITECTURAL, ROADWAY	189+95.35 to 190+08.60		RT	8298			SY	5.4		942			
		190+19.53 to 190+36.42		RT	8305				14.6					
		190+75.56 to 190+81.54		LT	8385				7.7					
		190+76.70 to 190+87.64		RT	8368				13.9					
		190+77.59 to 190+83.51		RT	8378				8.6					
		190+82.10 to 190+82.10		RT	8394				125.1					
		191+26.82 to 191+40.28		LT/RT	8358				13.9					
		192+58.47 to 193+38.35		RT	78482				49.4					
		197+24.68 to 198+24.79		RT	78501				62.8					
		197+60.84 to 198+78.10		LT	78491				192.6					
		199+32.55 to 199+49.81		RT	24822				13.2					
		199+59.00 to 199+71.42		RT	8665				5.3					
		199+67.12 to 199+85.39		LT	8440				11.6					
		199+92.05 to 199+97.30		RT	8416				7.4					
		199+93.16 to 199+99.82		RT	8405				9.1					
		199+95.13 to 200+03.08		LT	8424				8.1					
		199+95.62 to 199+95.62		RT	8433				125.1					
		200+41.54 to 200+60.61		LT/RT	24832				16.2					
		202+08.97 to 205+92.94		LT	78510				251.9					

SUMMARY OF MISCELLANEOUS ASPHALT PAVEMENT

LOCATION STA. TO STA.	SIDE	AREA ID	LENGTH	WIDTH	THICK (IN)	UNDER GUARDRAIL		DESIGN NOTES	CONSTRUCTION REMARKS
						0339 1			
						TN			
						P	F		
189+50.20 to 189+62.55	LT	45888			2	1.07			
189+92.67 to 190+05.76	RT	24879			2	0.76			
190+48.56 to 190+62.01	RT	45827			2	0.88			
190+97.31 to 191+10.56	RT	24874			2	0.87			
190+99.89 to 191+07.63	LT	24841			2	0.43			
191+75.58 to 191+87.67	LT	24846			2	1.11			
191+99.74 to 192+11.37	RT	24869			2	0.57			
198+88.90 to 199+05.58	RT	24863			2	0.81			
201+12.92 to 201+31.13	LT	24855			2	1.75			
SUB-TOTAL:						8.25			
TOTAL:						8.3			



REVISIONS			
DATE	DESCRIPTION	DATE	DESCRIPTION




CITY OF NAPLES
CENTRAL AVENUE

SUMMARY

SHEET NO.
SQ-4

SUMMARY OF SIDEWALK & DETECTABLE WARNINGS

LOCATION STA. TO STA.	SIDE	AREA ID	LENGTH	WIDTH	CONC SIDEWALK 4"		CONC SIDEWALK 6"		DESIGN NOTES	CONSTRUCTION REMARKS
					0522 1		0522 2			
					SY		SY			
P	F	P	F							
215+44.49 to 216+84.66	RT	78555			229.8					
189+26.15 to 189+40.32	RT	45535			9.1					
189+59.60 to 190+48.56	RT	45542			99.4					
190+02.30 to 190+21.25	LT	8102			29.3					
190+08.54 to 190+15.25	RT	8067			5.3					
190+40.56 to 190+48.56	RT	45562			42.8					
190+48.56 to 190+57.15	RT	45556			5.0					
190+49.83 to 190+57.86	LT	45689			30.2					
190+57.70 to 190+61.07	LT	45697			2.1					
190+95.13 to 191+07.67	LT	8079			8.1					
191+00.21 to 191+10.56	RT	24791			6.7					
191+07.64 to 191+21.61	LT	8084			13.9					
191+10.56 to 192+20.05	RT	24776			175.8					
191+38.60 to 191+50.41	LT	8089			12.7					
191+43.03 to 191+49.03	RT	8032			6.3					
192+34.08 to 193+61.43	RT	24760			113.1					
193+08.03 to 193+20.21	LT	7673			10.5					
193+55.14 to 193+67.52	LT	7666			10.9					
193+85.46 to 193+95.00	RT	24754			7.9					
194+49.25 to 194+49.25	RT	24737			60.4					
194+69.58 to 194+97.20	LT	24228			28.7					
194+72.68 to 194+74.78	LT	24250			0.3					
194+74.06 to 194+81.10	LT	24241			5.8					
194+80.78 to 194+85.38	LT	24254			1.4					
195+82.22 to 195+89.50	RT	7701			11.1					
195+82.22 to 196+02.60	RT	24722			37.6					
195+82.50 to 195+97.58	LT	24264			26.9					
195+90.26 to 196+12.84	LT	24276			19.1					
195+95.98 to 196+01.57	LT	24300			1.2					
195+97.25 to 196+12.84	LT	24295			0.9					
196+01.05 to 196+07.79	LT	24286			2.9					
196+02.48 to 196+90.25	RT	24705			76.5					
196+06.28 to 196+08.55	LT	24304			0.2					
196+12.84 to 197+26.16	LT	24258			100.4					
197+04.98 to 198+45.27	RT	24689			126.0					
197+38.16 to 198+94.00	LT	24308			142.8					
198+60.95 to 199+76.78	RT	45568			122.7					
199+06.00 to 199+86.24	LT	45745			85.7					
199+23.81 to 199+29.81	RT	7998			3.2					
199+28.58 to 199+34.79	LT	24400			10.5					
200+14.03 to 201+64.11	RT	45588			156.3					
200+17.43 to 200+66.27	LT	45758			56.5					
200+50.86 to 200+69.31	LT	45771			20.4					
200+63.28 to 200+69.28	RT	7953			10.1					
200+77.87 to 207+43.70	LT	45605			479.2					
201+89.27 to 202+32.24	RT	8188			27.3					
202+58.24 to 202+80.43	RT	8193			14.8					
SUB-TOTAL:					2447.8					
TOTAL:					3496		176			



REVISIONS			
DATE	DESCRIPTION	DATE	DESCRIPTION

Kimley»Horn

GARY J. NADEAU, P.E.
 P.E. LICENSE NUMBER: 49629
 1777 MAIN STREET, SUITE 200
 SARASOTA, FLORIDA 34236
 PHONE (941) 379-7600
 CERTIFICATE OF AUTHORIZATION: 00000696

CITY OF NAPLES

CENTRAL AVENUE

SUMMARY OF SIDEWALK & DETECTABLE WARNINGS

SHEET NO.
SQ-5

SUMMARY OF SIDEWALK & DETECTABLE WARNINGS										
LOCATION STA. TO STA.	SIDE	AREA ID	LENGTH	WIDTH	CONC SIDEWALK 4"		CONC SIDEWALK 6"		DESIGN NOTES	CONSTRUCTION REMARKS
					0522 1		0522 2			
					SY		SY			
P	F	P	F							
203+06.43 to 206+26.36	RT	45649			213.0					
206+56.36 to 207+47.10	RT	45660			58.1					
207+93.49 to 210+41.77	RT	24619			157.5					
207+93.55 to 208+05.31	LT	45640			17.5					
207+97.55 to 209+62.70	LT	7855			114.2					
209+84.52 to 210+47.05	LT	24548			46.3					
211+40.96 to 213+19.51	LT	45780			191.4					
213+43.87 to 216+82.66	LT	45806			250.0					
197+16.36 to 197+26.16	LT	24811						3.7		
197+22.24 to 197+42.08	LT	24806						19.6		
197+26.16 to 197+38.16	LT	24796						1.3		
197+26.16 to 197+38.16	LT	24801						8.0		
197+38.16 to 197+48.16	LT	24816						4.7		
202+32.24 to 202+38.24	RT	8136						4.0		
202+32.24 to 202+38.24	RT	8132						2.0		
202+38.24 to 202+52.24	RT	8141						9.3		
202+38.24 to 202+52.24	RT	8146						9.3		
202+52.24 to 202+58.24	RT	8151						2.0		
202+52.24 to 202+58.24	RT	8155						4.0		
202+80.43 to 202+86.43	RT	8160						4.0		
202+80.43 to 202+86.43	RT	8184						2.0		
202+86.43 to 203+00.43	RT	8165						9.3		
202+86.43 to 203+00.43	RT	8170						9.3		
203+00.43 to 203+06.43	RT	8180						2.0		
203+00.43 to 203+06.43	RT	8175						4.0		
206+16.36 to 206+26.36	RT	45684						3.5		
206+22.36 to 206+60.36	RT	45674						32.9		
206+26.36 to 206+56.36	RT	45669						13.3		
206+56.36 to 206+66.36	RT	45679						3.5		
213+17.63 to 213+25.35	LT	45791						5.3		
213+23.46 to 213+39.92	LT	45796						13.3		
213+38.04 to 213+45.76	LT	45801						5.3		
SUB-TOTAL:					1048.0			175.6		



REVISIONS			
DATE	DESCRIPTION	DATE	DESCRIPTION




CITY OF NAPLES
CENTRAL AVENUE

SUMMARY OF

SHEET NO.
SQ-6

SUMMARY OF UNDERDRAIN					
LOCATION	SIDE	UNDERDRAIN TYPE		DESIGN NOTES	CONSTRUCTION REMARKS
		0440	1 10		
STA. TO STA.		I (LF)			
		P	F		
192+64.94 to 192+76.67	RT	11.8			
192+76.67 to 192+97.06	RT	20.5			
192+97.06 to 192+98.22	RT	1.8			
193+01.71 to 193+03.05	RT	1.8			
193+03.05 to 193+31.28	RT	28.3			
197+39.26 to 197+40.49	RT	1.8			
197+40.49 to 198+18.42	RT	77.9			
197+68.75 to 197+70.00	LT	1.8			
197+70.00 to 198+10.14	LT	40.1			
198+10.14 to 198+59.99	LT	49.9			
202+18.08 to 202+54.99	LT	36.9			
202+54.99 to 203+27.00	LT	72.0			
203+27.00 to 203+28.25	LT	1.8			
203+31.75 to 203+33.00	LT	1.8			
203+33.00 to 203+79.00	LT	46.0			
203+81.00 to 205+77.25	LT	196.3			
SUB-TOTAL:		590.5			
TOTAL:		591			

SUMMARY OF FENCING										
PAY ITEM NO.	DESCRIPTION	LOCATION	SIDE	UNIT	QUANTITY		TOTAL		DESIGN NOTES	CONSTRUCTION REMARKS
		STA. TO STA.			P	F	P	F		
0550 10228	Fencing, Type B, 5.1- 6.0' Height, Reset Existing	211+79.83 to 213+27.78	LT	LF	149.9		280			
		213+45.15 to 214+74.13	LT		129.5					
0550 60223	Fence Gate, Type B, Double, 12.1-18.0' Opening	213+27.78 to 213+45.15	LT	EA	1		1			



REVISIONS			
DATE	DESCRIPTION	DATE	DESCRIPTION

Kimley»Horn
GARY J. NADEAU, P.E.
P.E. LICENSE NUMBER: 49829
1777 MAIN STREET, SUITE 200
SARASOTA, FLORIDA 34236
PHONE (941) 379-7600
CERTIFICATE OF AUTHORIZATION: 00000696

CITY OF NAPLES
CENTRAL AVENUE

SUMMARY OF

SHEET NO.
SQ-7

SUMMARY OF DRAINAGE STRUCTURES

QTY	STR. NO.	STATION	SIDE	DESCRIPTION	BARRELS	SIZE	LENGTH	STORM PIPE				MANHOLE					DITCH BOTTOM INLET	CURB INLET							CONC. (CY)	SOD (\$Y)	RIP RAP (CY)	REMARKS			
								18"	24"	30"	14" x 23"	P-7 (<10')	P-7 (PARTIAL)	J-7 (<10')	J-7 (PARTIAL)	P-8 (<10')		J-8 (PARTIAL)	C (<10')	P-5 (<10')	J-5 (<10')	P-6 (<10')	P-6 (>10')	J-6 (<10')					P-9 (<10')	J-9 (<10')	CLOSED FLUME
P	S-100	189+65.00	LT	CURB INLET	1	14" x 23"	70				70																			P BOTTOM (3.5'x3.5')	
P	S-101	190+24.96	RT	CURB INLET	1	14" x 23"	46				46																			P BOTTOM (4.0' DIA.)	
P	S-102	190+38.50	LT	DITCH BOTTOM	1	14" x 23"	4				4														8				P BOTTOM (4.0' DIA.)		
P	S-101A	190+40.50	LT	MANHOLE (PARTIAL)	1	36"	26					1																		(5.0'x5.0')	
P	S-103	190+56.50	RT	DITCH BOTTOM	1	18"	9	9																	8						
P	S-104	190+68.50	LT	MANHOLE (PARTIAL)	1	36"	51					1																		P BOTTOM (4.0' DIA.)	
P	S-105	190+68.50	RT	MANHOLE	1	18"	145						1																	(5.0'x4.0')	
P	S-106	191+02.50	RT	DITCH BOTTOM	1	18"	32	32																	8						
P	S-107	191+23.40	LT	CONC. COLLAR	1	18"	53																							CONNECT TO EXIST. PIPE	
P	S-108	191+27.50	LT	CURB INLET	1	18"	4	4																						(3.5'x5.0')	
P	S-109	191+28.00	RT	MANHOLE	1	14" x 23"	47				47	1																		P BOTTOM (4.0' DIA.)	
P	S-110	191+60.52	RT	CURB INLET	1	18"	30	30																							
P	S-111	192+00.00	LT	CURB INLET	1	18"	68	68																							P BOTTOM (4.0' DIA.)
P	S-112	193+00.00	RT	CURB INLET	1	18"	137	137																							
P	S-113	194+45.00	LT	FLUME																							1				
P	S-114	194+50.00	LT	DITCH BOTTOM	1	18"	62	62																	8						
P	S-115	194+50.00	RT	CURB INLET	1	18"	147	147																							P BOTTOM (3.5'x3.5')
P	S-200	196+60.00	RT	CURB INLET	1	18"	21	21																							(3.5'x7.0')
P	S-201	196+84.00	RT	MANHOLE (PARTIAL)	1	36"	304						1																		(3.5'x4.0')
P	S-202	196+85.50	LT	CURB INLET	1	14" x 23"	7				7																				P BOTTOM (3.5'x3.5')
P	S-203	196+85.50	LT	MANHOLE (PARTIAL)	1	18"	48					1																			P BOTTOM (3.5'x3.5')
P	S-204	197+37.50	RT	CURB INLET	1	18"	75	75																							P BOTTOM (3.5'x3.5')
P	S-205	197+67.00	LT	CURB INLET	1	14" x 23"	79				79																				P BOTTOM (3.5'x3.5')
P	S-206	199+29.00	RT	CURB INLET	1	14" x 23"	18				18																				P BOTTOM (3.5' DIA.)
P	S-207	199+43.80	RT	CURB INLET	1	14" x 23"	45				45																				P BOTTOM (4.0' DIA.)
P	S-208	199+50.00	LT	CURB INLET	1	18"	37	37																							P BOTTOM (4.0' DIA.)
P	S-209	199+85.47	LT	CURB INLET	1	36"	4																								(3.5'x8.0')
P	S-210	199+89.50	LT	CONC. COLLAR	1	36"	4																								CONNECT TO EXIST. PIPE
P	S-211	199+89.50	LT	CONC. COLLAR	1	36"	30																								CONNECT TO EXIST. PIPE
P	S-213	199+89.55	LT	MANHOLE	1	36"	66						1																		(4.0'x5.0')

SHEET TOTALS - PLAN QUANTITY
SHEET TOTALS - FINAL QUANTITY

622 316 1 3 2 1 4 3 5 1 2 1 1



REVISIONS			
DATE	DESCRIPTION	DATE	DESCRIPTION

Kimley»Horn

GARY J. NADEAU, P.E.
P.E. LICENSE NUMBER: 49829
1777 MAIN STREET, SUITE 200
SARASOTA, FLORIDA 34236
PHONE (941) 379-7500
CERTIFICATE OF AUTHORIZATION: 00000596

CITY OF NAPLES

CENTRAL AVENUE

DRAINAGE STRUCTURES


SHEET NO.
9

SUMMARY OF DRAINAGE STRUCTURES

QTY	STR. NO.	STATION	SIDE	DESCRIPTION	BARRELS	SIZE	LENGTH	STORM PIPE				MANHOLE					DITCH BOTTOM INLET	CURB INLET								CONC. (CY)	SOD (\$Y)	RIP RAP (CY)	REMARKS													
								18"	24"	30"	14" x 23"	P-7 (<10')	P-7 (PARTIAL)	J-7 (<10')	J-7 (PARTIAL)	P-8 (<10')	J-8 (PARTIAL)	C (<10')	P-5 (<10')	J-5 (<10')	P-6 (<10')	P-6 (>10')	J-6 (<10')	P-9 (<10')	J-9 (<10')					CLOSED FLUME												
P	S-409	215+98.53	RT	CURB INLET	1	18"	68	68																																		
F																																										
P	S-410	216+70.75	LT	CURB INLET	1	18"	86	86																																		
F																																										
P	S-501	23+35.00	RT	MANHOLE	1	30"	284		284		1																															
F																																										
P	S-502	26+20.00	RT	MANHOLE	1	30"	127		127		1																															
F																																										
P	S-503	27+51.10	LT	MANHOLE	1	30"	328		328		1																															
F																																										
P	S-504	30+83.00	LT	MANHOLE	1	48"	35				1																															

SHEET TOTALS - PLAN QUANTITY								154	739		4					1																												
SHEET TOTALS - FINAL QUANTITY																																												

PROJECT TOTALS - PLAN QUANTITY								1791	220	1026	398	8	4	3	1	1	1	8	7	1	7	1	1	2	1	6																					
PROJECT TOTALS - FINAL QUANTITY																																															



DATE		DESCRIPTION	DATE	DESCRIPTION

GARY J. NADEAU, P.E.
P.E. LICENSE NUMBER: 49829
1777 MAIN STREET, SUITE 200
SARASOTA, FLORIDA 34235
PHONE (941) 319-7600
CERTIFICATE OF AUTHORIZATION: 00000695

CITY OF NAPLES

CENTRAL AVENUE

SHEET NO.

11

GENERAL NOTES


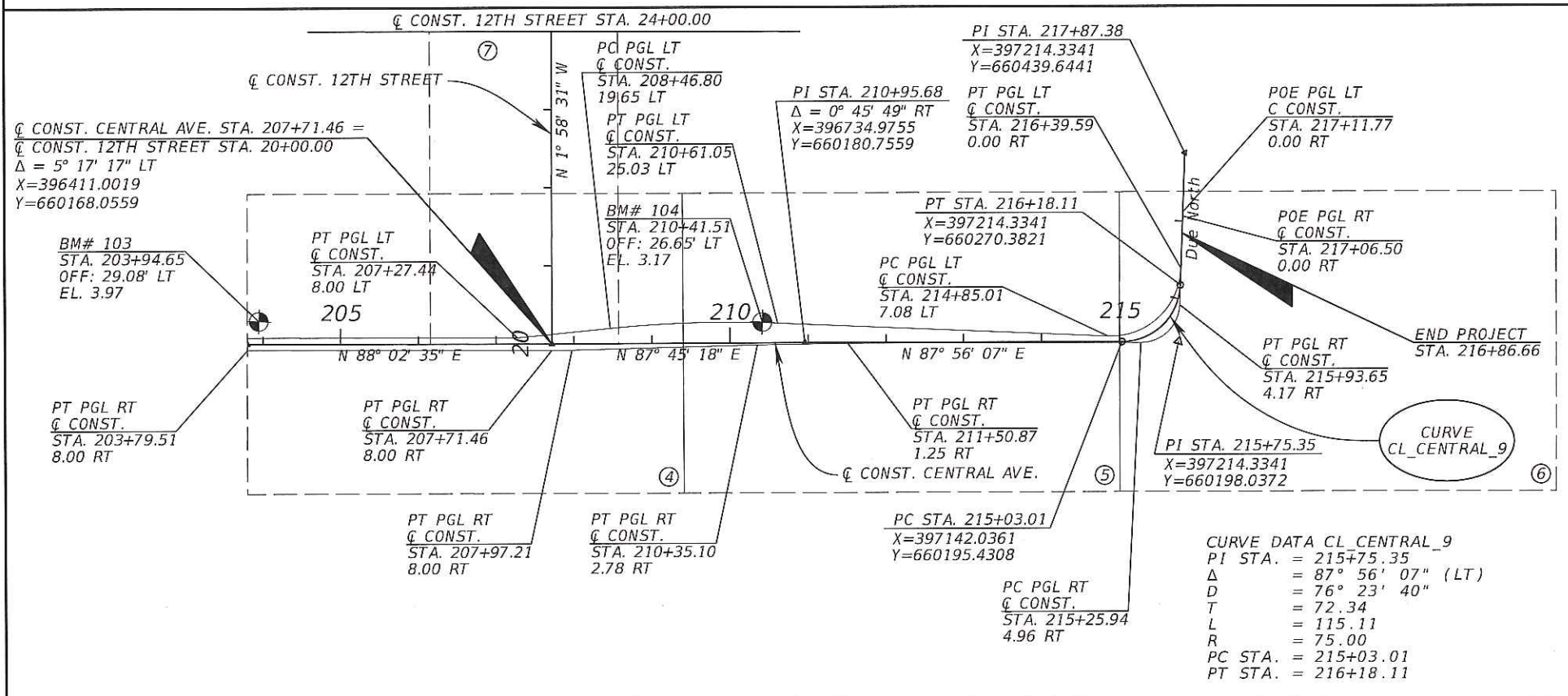
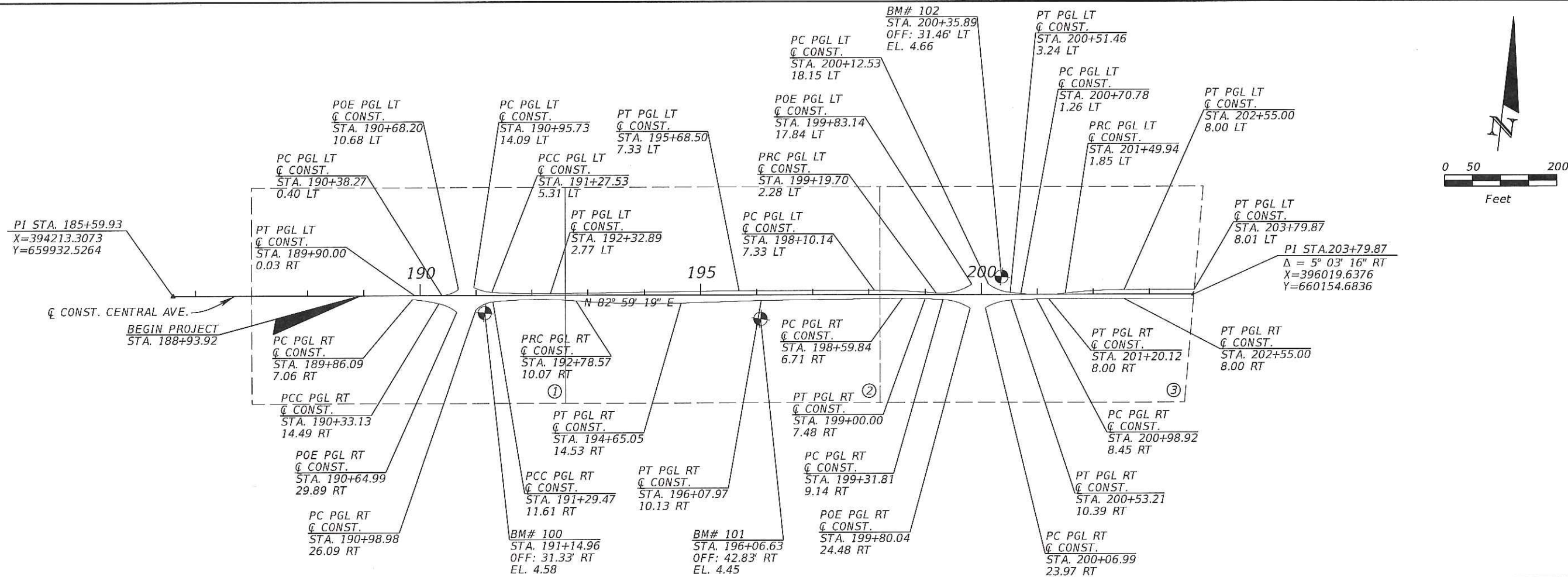
1. THE BENCH MARK DATUM IS NAVD 88.
2. ANY PUBLIC LAND CORNER WITHIN THE LIMITS OF CONSTRUCTION IS TO BE PROTECTED. IF A CORNER MONUMENT IS IN DANGER OF BEING DESTROYED AND HAS NOT BEEN PROPERLY REFERENCED, THE MONUMENT SHALL BE REMOVED AND RELOCATED BY A SURVEYOR AND MAPPER LICENSED IN THE STATE OF FLORIDA. THE ENGINEER, IN CONJUNCTION WITH THE COUNTY ENGINEER, SHALL BE NOTIFIED AND FURNISHED WITH THE SIGNED AND SEALED CERTIFICATION OF THE MONUMENT LOCATION.
3. EXISTING DRAINAGE STRUCTURES AND PIPES WITHIN THE CONSTRUCTION LIMITS SHALL REMAIN UNLESS OTHERWISE NOTED.
4. ALL DISTURBED AREAS, INCLUDING AREAS OUTSIDE THE CONSTRUCTION LIMITS, SHALL BE RETURNED TO THEIR PRE-CONSTRUCTION CONDITIONS, AS DETERMINED BY THE ENGINEER, AT NO COST TO THE CITY. GRASS AREAS SHALL BE SODDED, NOT SEEDED AND MULCHED.
5. THE CONTRACTOR SHALL CONTACT THE PROPERTY OWNER 96 HOURS PRIOR TO CLEARING AND GRUBBING EXISTING SPRINKLER SYSTEMS, SIGNS, OR LANDSCAPING, TO BE REMOVED WITHIN THE CONSTRUCTION LIMITS IN ORDER TO ALLOW PROPERTY OWNER SUFFICIENT TIME TO REMOVE ITEMS FROM THE RIGHT-OF-WAY THAT ARE TO BE SALVAGED.
6. ALL TREE BRANCHES LOCATED WITHIN THE AREA OF THE EDGE OF THE TRAVELLED WAY AND THE RIGHT-OF-WAY LIMIT SHALL BE TRIMMED TO PROVIDE A CLEAR HEIGHT OF 16 FT. ABOVE THE ROADWAY. COST TO BE INCLUDED IN STANDARD CLEARING AND GRUBBING.
7. TREE TRIMMING AS DIRECTED BY THE CITY WILL BE REQUIRED AT SPECIFIC LOCATIONS FOR LIGHT POLES. COST SHALL BE INCLUDED IN COST OF LIGHT POLE COMPLETE.
8. SIDEWALK CROSS SLOPE SHALL NOT EXCEED 2% POSITIVE OR NEGATIVE GRADE. ALL SIDEWALK AREAS EXCEEDING 2% DURING CONSTRUCTION WILL BE REMOVED AND REPLACED AT THE CONTRACTOR'S EXPENSE. AT THE LOCATIONS WHERE DRIVEWAY REPLACEMENT IS CALLED FOR IN THE PLANS, THE GRADE OF THE NEW DRIVEWAY SHALL BE SUCH THAT A 2% CROSS SLOPE IS MAINTAINED FOR THE PEDESTRIAN ACCESS ROUTE PORTION OF THE DRIVEWAY.
9. THERE SHALL BE NO CHANGE OR DEVIATION FROM THESE PLANS WITHOUT PRIOR APPROVAL BY THE ENGINEER.
10. ALL PROPOSED GROUND ELEVATIONS ARE FINISHED SOD ELEVATIONS. FINISH EARTHWORK GRADING SHALL BE 0.2 FEET BELOW ELEVATIONS SHOWN TO ALLOW FOR SOD THICKNESS WHERE APPLICABLE.
11. SILTATION ACCUMULATIONS GREATER THAN THE LESSER OF 12 INCHES OR ONE HALF OF THE DEPTH OF THE SILTATION CONTROL BARRIER SHALL BE IMMEDIATELY REMOVED AND PLACED IN UPLAND AREAS.
12. THE CONTRACTOR SHALL PROHIBIT CONSTRUCTION MATERIALS FROM ENTERING THE DRAINAGE SYSTEM.
13. COST OF SAWCUT AND CONC. COLLAR IS INCIDENTAL TO COST OF ADJOINING PIPE.
14. THE CONTRACTOR IS REQUIRED TO SAWCUT EXISTING PAVEMENT AS NECESSARY TO PROVIDE A UNIFORM CONSTRUCTION JOINT FOR ALL AREAS REQUIRING ASPHALT WORK OR CURB CONSTRUCTION. THE COST OF SAWCUTTING A CLEAN CONSTRUCTION JOINT WILL BE INCIDENTAL TO THE ADJACENT WORK.
15. EXISTING SIDEWALK REQUIRING REPLACEMENT AS SHOWN IN THE PLANS SHALL BE SAWCUT AND REMOVED AT THE NEAREST JOINT BEYOND THE STATIONS CALLED FOR IN THE PLANS.
16. PRUNE TREE ROOTS AT EDGE OF SW WITH HIGH RPM ROOT PRUNING EQUIPMENT TO ENSURE CLEAN CUT. THE COST OF THIS WORK IS CONSIDERED INCIDENTAL TO THE COST OF THE PROPOSED SIDEWALK.
17. RESTORATION OF EXISTING PAVEMENT NOT OTHERWISE DELINEATED IN THE PLANS TO BE INCIDENTAL TO THE COST OF THE ASSOCIATED WORK.

UTILITY GENERAL NOTES


1. EXISTING UTILITIES ARE TO REMAIN UNLESS OTHERWISE NOTED.
2. THE CONTRACTOR SHALL CALL THE SUNSHINE ONE CALL OF FLORIDA, INC. AT 1-800-4770 AND UTILITY OWNERS TWO (2) WORKING DAYS IN ADVANCE BEFORE BEGINNING WORK. ALL UTILITY OWNERS MAY NOT BE A MEMBER, REQUIRING DIRECT CONTACT.
3. THE LOCATIONS(S) OF THE UTILITIES IN THE PLANS ARE BASED ON LIMITED INVESTIGATION TECHNIQUES AND SHOULD BE CONSIDERED APPROXIMATE ONLY. INTERPOLATION BETWEEN THESE POINTS HAVE NOT YET BEEN VERIFIED.
4. CONTRACTOR SHALL COORDINATE WITH UTILITIES PRIOR TO CONSTRUCTION AND SHALL BE RESPONSIBLE TO COORDINATE SUPPORT FOR EXISTING UTILITY POLES DURING CONSTRUCTION.
5. UTILITY OWNERS:

COLLIER COUNTY TRAFFIC OPERATIONS SECTION PAM WILSON (239) 252-8260	COLLIER COUNTY INFORMATION TECHNOLOGY JOE OLIVIER (239) 252-6205	CITY OF NAPLES - SEWER ALICIA ACEVEDO (239) 213-4712
CITY OF NAPLES - WATER ALICIA ACEVEDO (239) 213-4712	COMCAST MARK COOK (239) 432-1805	FLORIDA POWER & LIGHT TRACY STERN (386) 329-5152
FPL FIBERNET LLC DANNY HASKETT (305) 552-2931	HOTWIRE COMMUNICATIONS PHIL GALLUB (305) 219-0286	SUMMIT BROADBAND INC. MIKE REBER (239) 631-9251
TECO PEOPLES GAS - FT MYERS MARILYN ALOI (239) 896-0812	CENTURYLINK - NAPLES JIGS SLIANG (239) 263-6234	

REVISIONS				Kimley»Horn <small>GARY J. NADEAU, P.E. P.E. LICENSE NUMBER: 49829 1777 MAIN STREET, SUITE 200 SARASOTA, FLORIDA 34238 PHONE (941) 579-7600 CERTIFICATE OF AUTHORIZATION: 00000696</small>	CITY OF NAPLES	CENTRAL AVENUE		SHEET NO.
DATE	DESCRIPTION	DATE	DESCRIPTION					12



CURVE DATA CL_CENTRAL_9
 PI STA. = 215+75.35
 Δ = 87° 56' 07" (LT)
 D = 76° 23' 40"
 T = 72.34
 L = 115.11
 R = 75.00
 PC STA. = 215+03.01
 PT STA. = 216+18.11

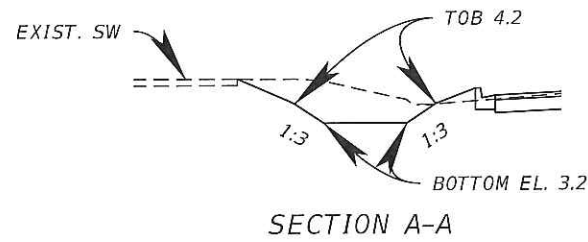


REVISIONS			
DATE	DESCRIPTION	DATE	DESCRIPTION

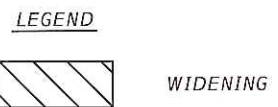
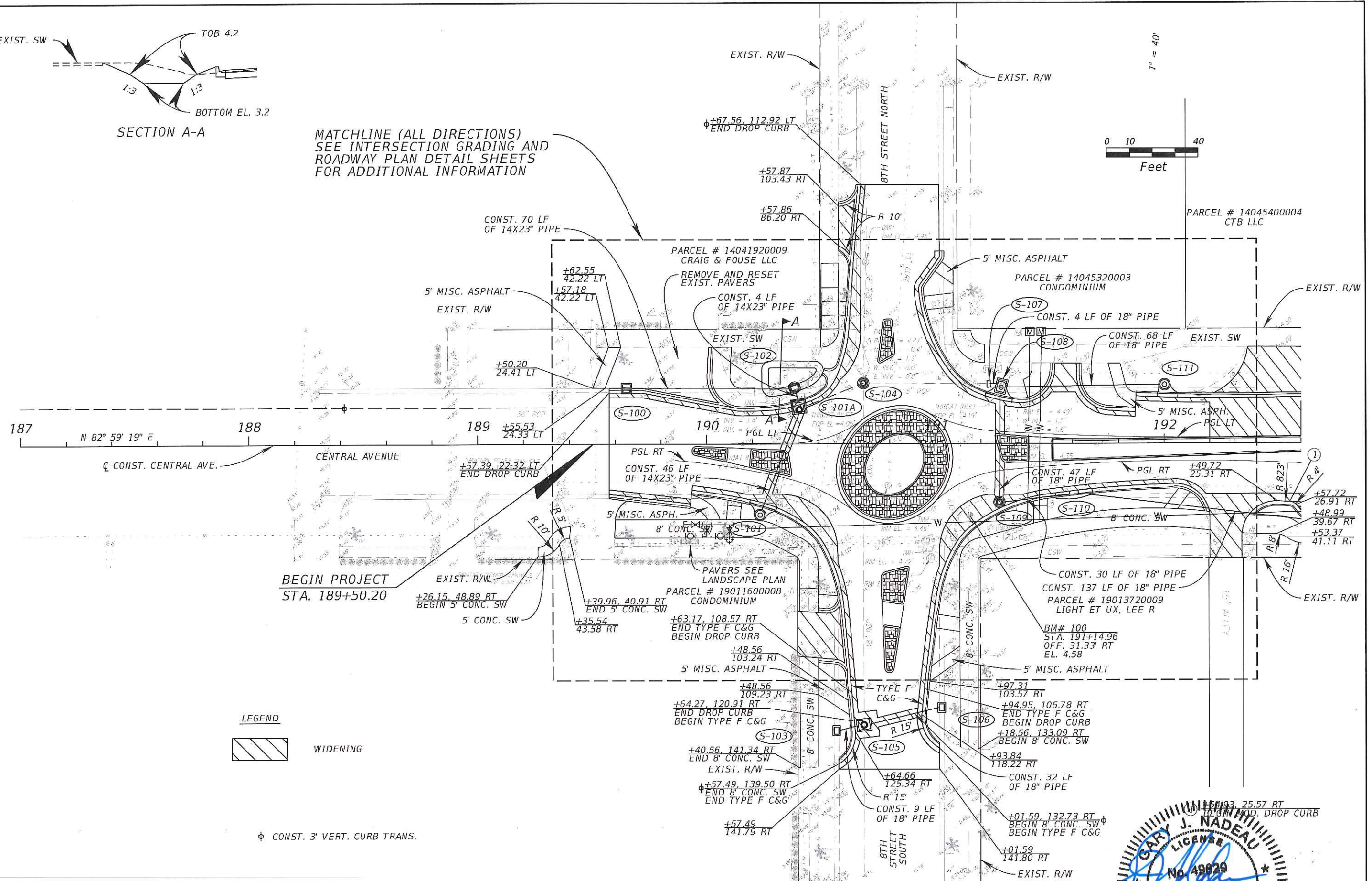
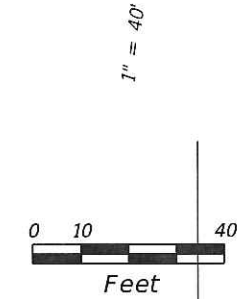
Kimley»Horn
GARY J. NADEAU, P.E.
 P.E. LICENSE NUMBER: 49629
 1777 MAIN STREET, SUITE 200
 SARASOTA, FLORIDA 34236
 PHONE (941) 379-7800
 CERTIFICATE OF AUTHORIZATION: 00000686

CITY OF NAPLES
 CENTRAL AVENUE


PROJECT SHEET NO. 13



MATCHLINE (ALL DIRECTIONS)
SEE INTERSECTION GRADING AND
ROADWAY PLAN DETAIL SHEETS
FOR ADDITIONAL INFORMATION



φ CONST. 3' VERT. CURB TRANS.



REVISIONS	
DATE	DESCRIPTION

Kimley»Horn

GARY J. NADEAU, P.E.
P.E. LICENSE NUMBER: 49829
1777 MAIN STREET, SUITE 200
SARASOTA, FLORIDA 34236
PHONE (941) 379-7600
CERTIFICATE OF AUTHORIZATION: 00000696

CITY OF NAPLES

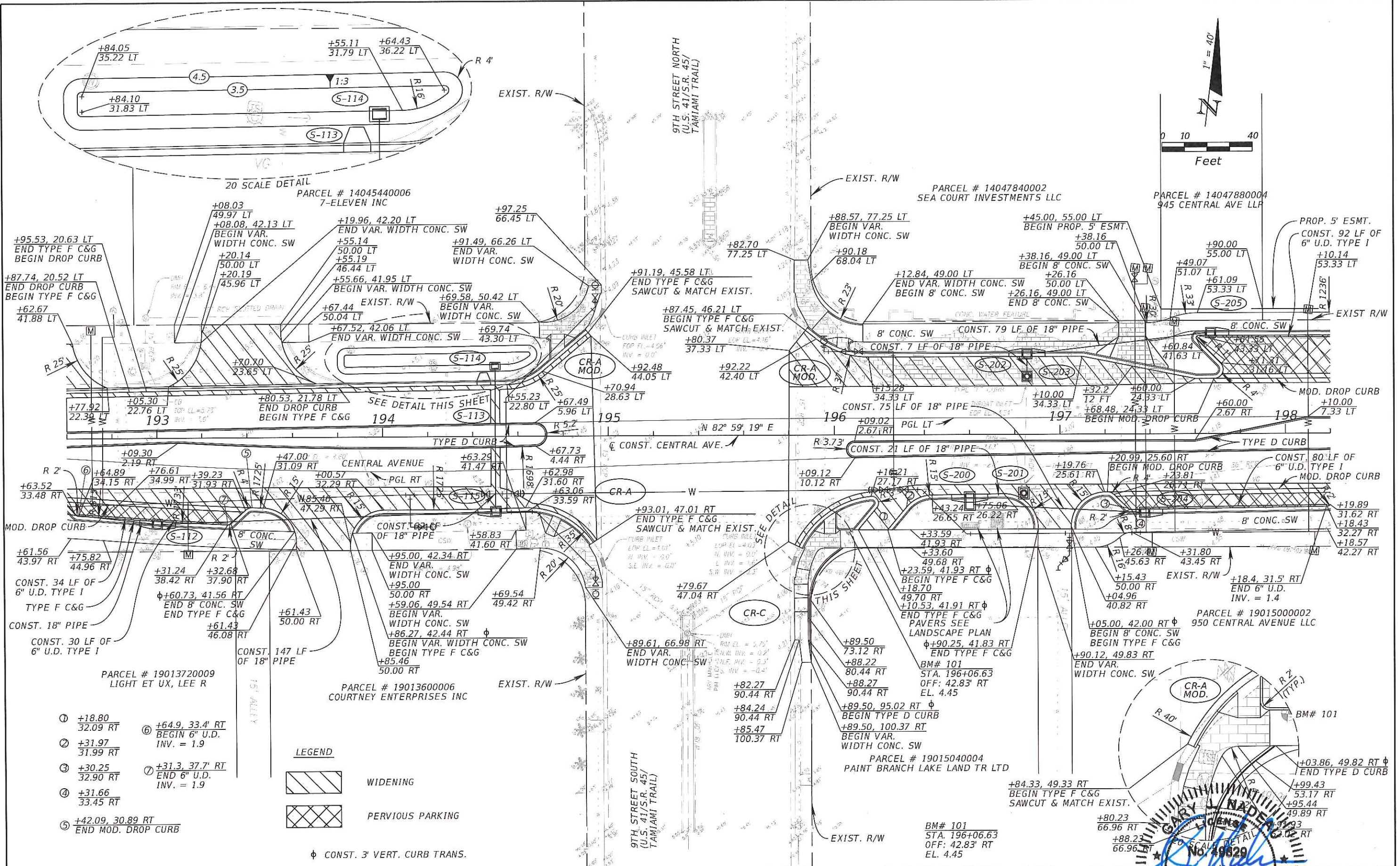
CENTRAL AVENUE

PLAN

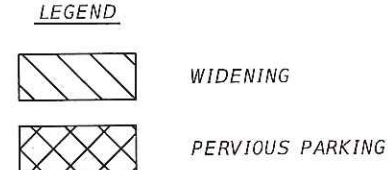
PROJECT (1)

SHEET NO.

14



- ① +18.80
32.09 RT
- ② +31.97
31.99 RT
- ③ +30.25
32.90 RT
- ④ +31.66
33.45 RT
- ⑤ +42.09, 30.89 RT
END MOD. DROP CURB
- ⑥ +64.9, 33.4' RT
BEGIN 6" U.D.
INV. = 1.9
- ⑦ +31.3, 37.7' RT
END 6" U.D.
INV. = 1.9



φ CONST. 3" VERT. CURB TRANS.

REVISIONS	
DATE	DESCRIPTION

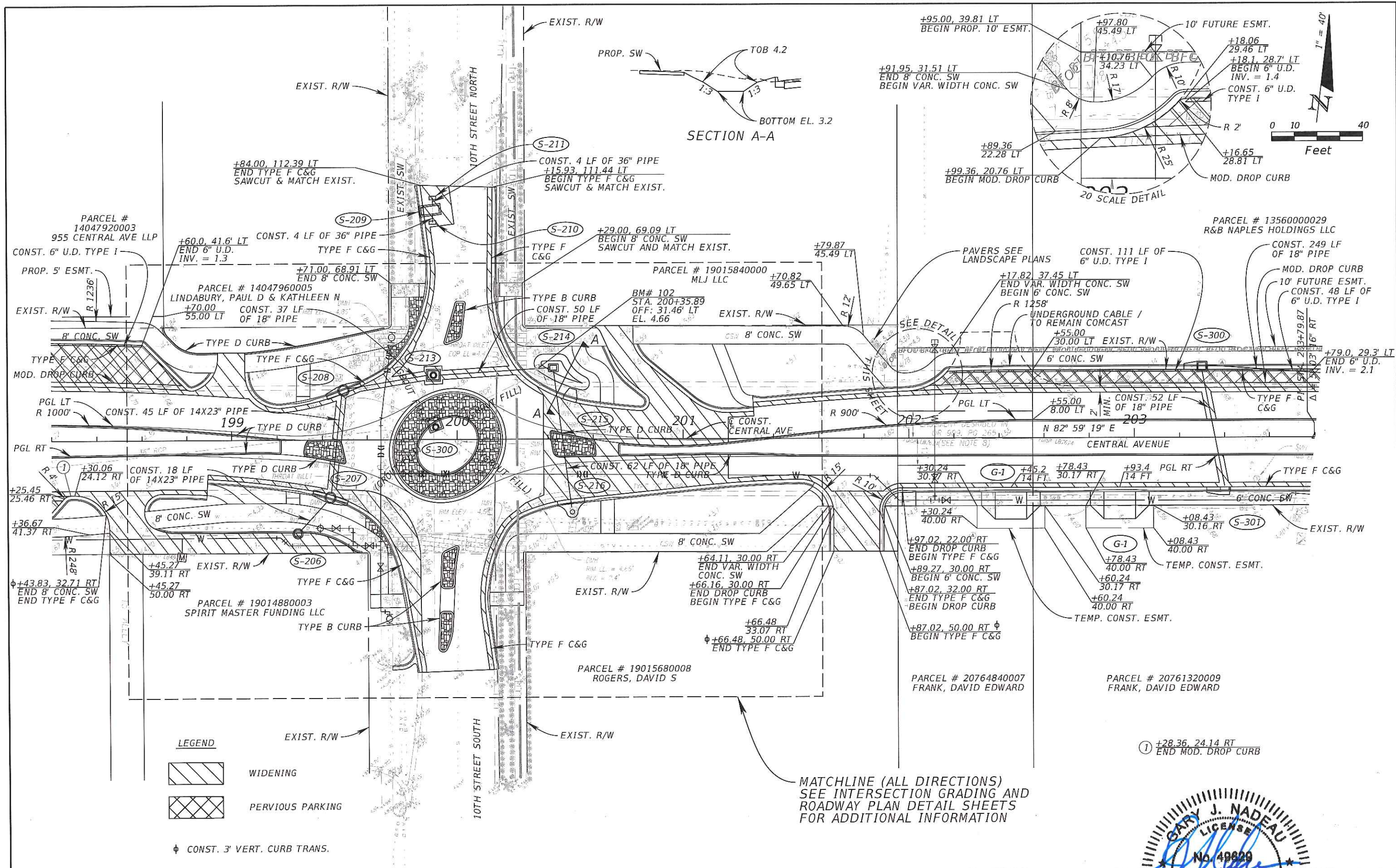
Kimley»Horn

GARY J. MADEAU, P.E.
 P.E. LICENSE NUMBER: 49629
 1777 MAIN STREET, SUITE 200
 SARASOTA, FLORIDA 34236
 PHONE (941) 379-7600
 CERTIFICATE OF AUTHORIZATION: 00000698

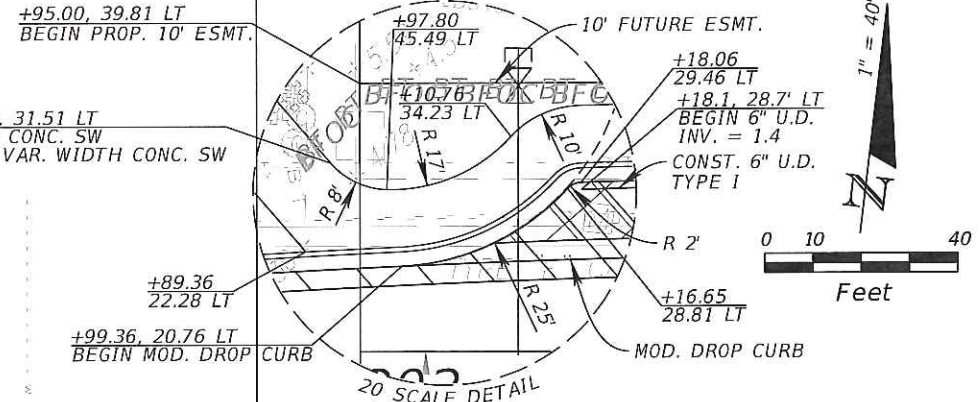
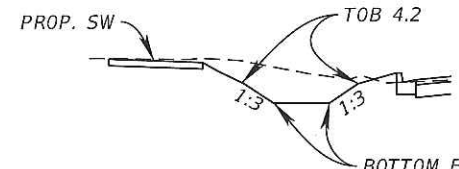
CITY OF NAPLES	SHEET NO.
CENTRAL AVENUE	15

PLANNED PROJECT (S)

DATE: 12/31/15




SECTION A-A



LEGEND

- WIDENING
- PERVIOUS PARKING
- ⊕ CONST. 3" VERT. CURB TRANS.

MATCHLINE (ALL DIRECTIONS)
SEE INTERSECTION GRADING AND
ROADWAY PLAN DETAIL SHEETS
FOR ADDITIONAL INFORMATION



REVISIONS			
DATE	DESCRIPTION	DATE	DESCRIPTION

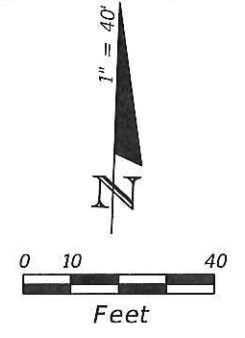
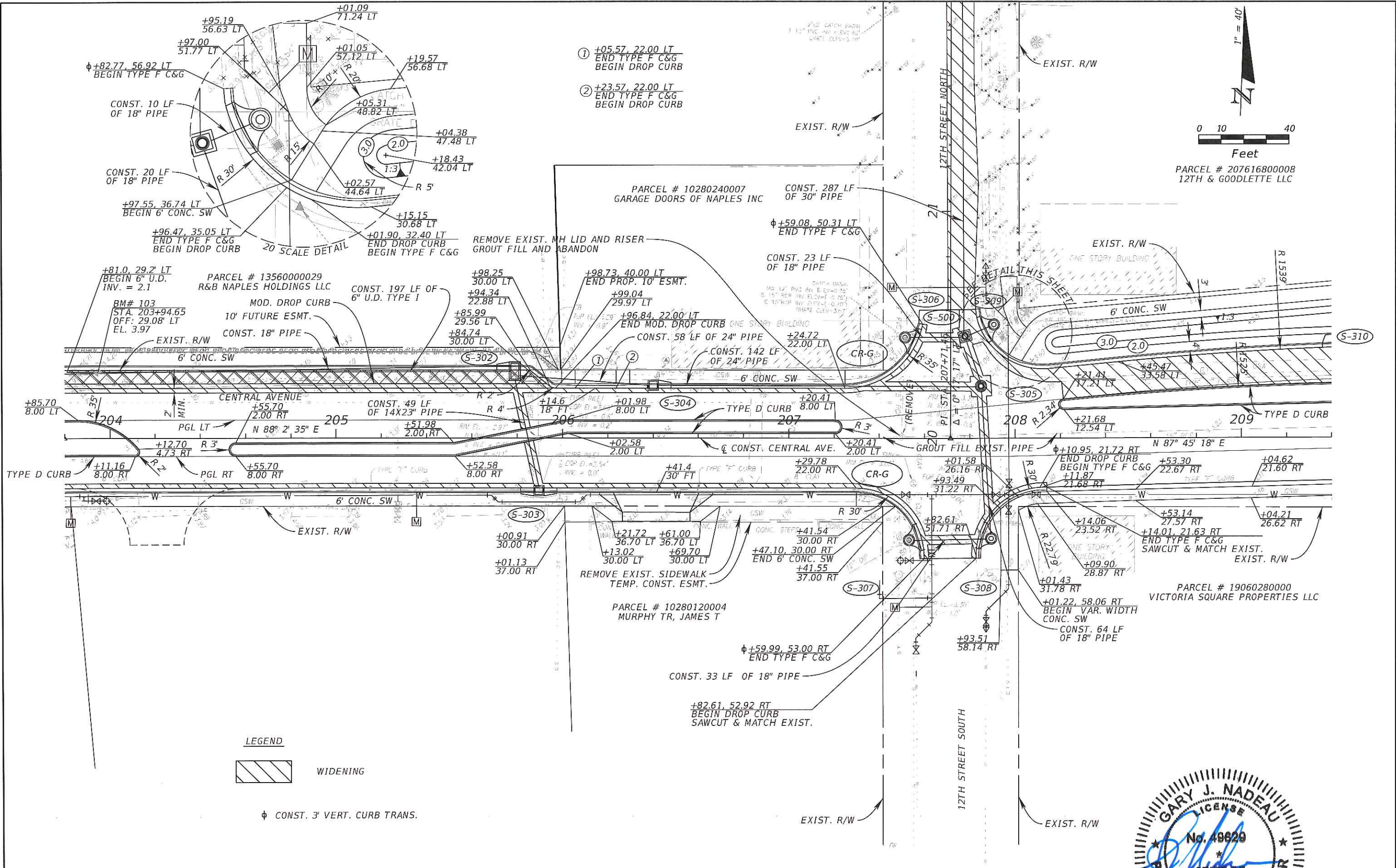
Kimley»Horn

GARY J. NADEAU, P.E.
P.E. LICENSE NUMBER: 49829
1777 MAIN STREET, SUITE 200
SARASOTA, FLORIDA 34236
PHONE (941) 379-7600
CERTIFICATE OF AUTHORIZATION: 00000696

CITY OF NAPLES
CENTRAL AVENUE

PLANNING
PROJECT (3)
STATE OF FLORIDA
PROFESSIONAL ENGINEER

SHEET NO.
16



PARCEL # 207616800008
12TH & GOODLETTE LLC

LEGEND



WIDENING

φ CONST. 3' VERT. CURB TRANS.

REVISIONS			
DATE	DESCRIPTION	DATE	DESCRIPTION

Kimley»Horn

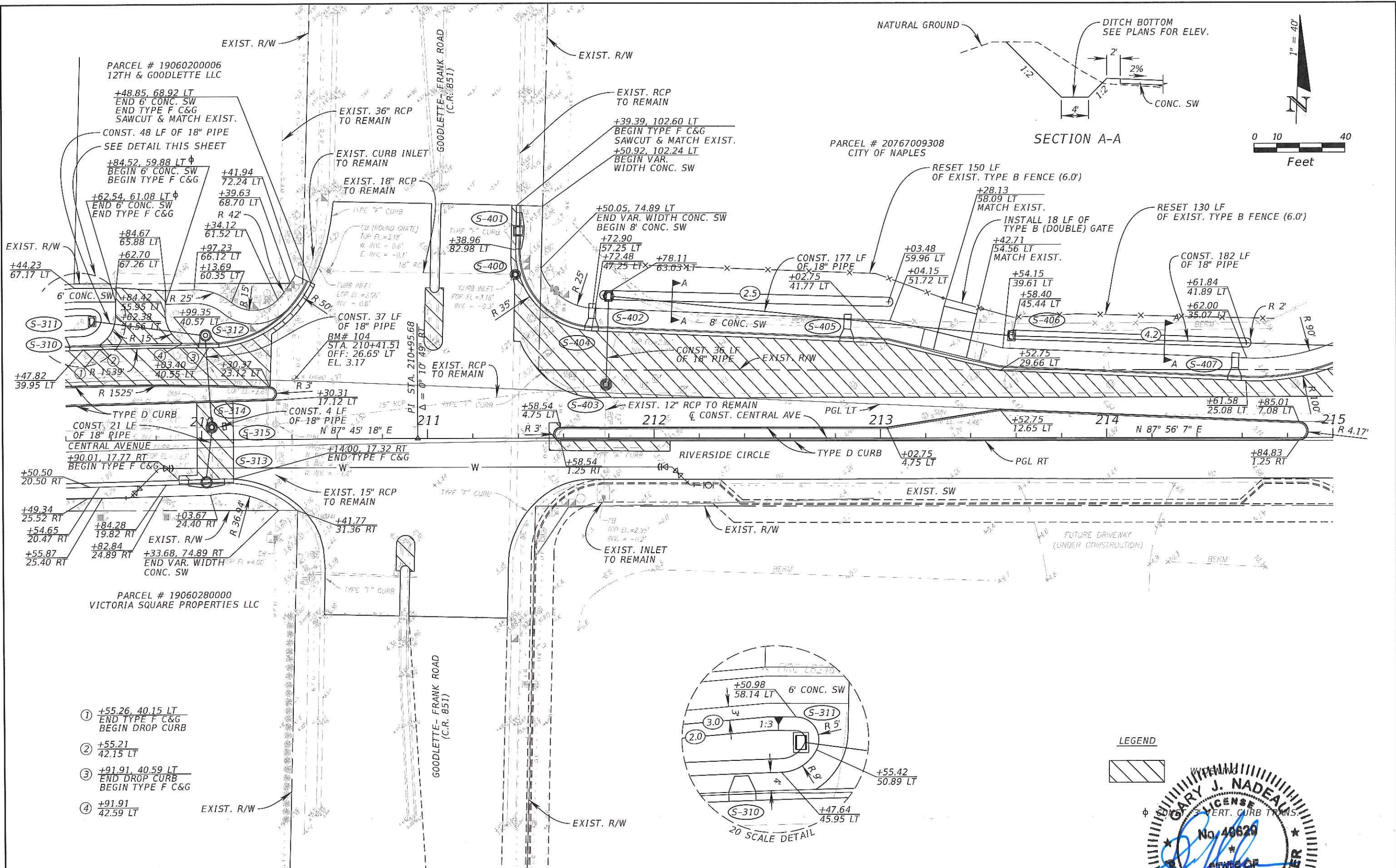
GARY J. NADEAU, P.E.
P.E. LICENSE NUMBER: 49629
1777 MAIN STREET, SUITE 200
SARASOTA, FLORIDA 34236
PHONE (941) 379-7600
CERTIFICATE OF AUTHORIZATION: 00000695

CITY OF NAPLES
CENTRAL AVENUE

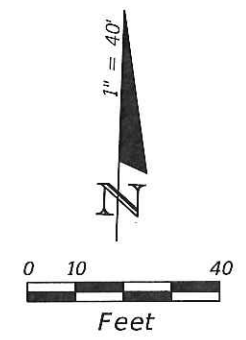
PLAN

GARY J. NADEAU
LICENSE
No. 49629
STATE OF FLORIDA
PROFESSIONAL ENGINEER


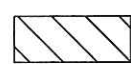
SHEET NO.
17



SECTION A-A



LEGEND



REVISIONS			
DATE	DESCRIPTION	DATE	DESCRIPTION

Kimley»Horn

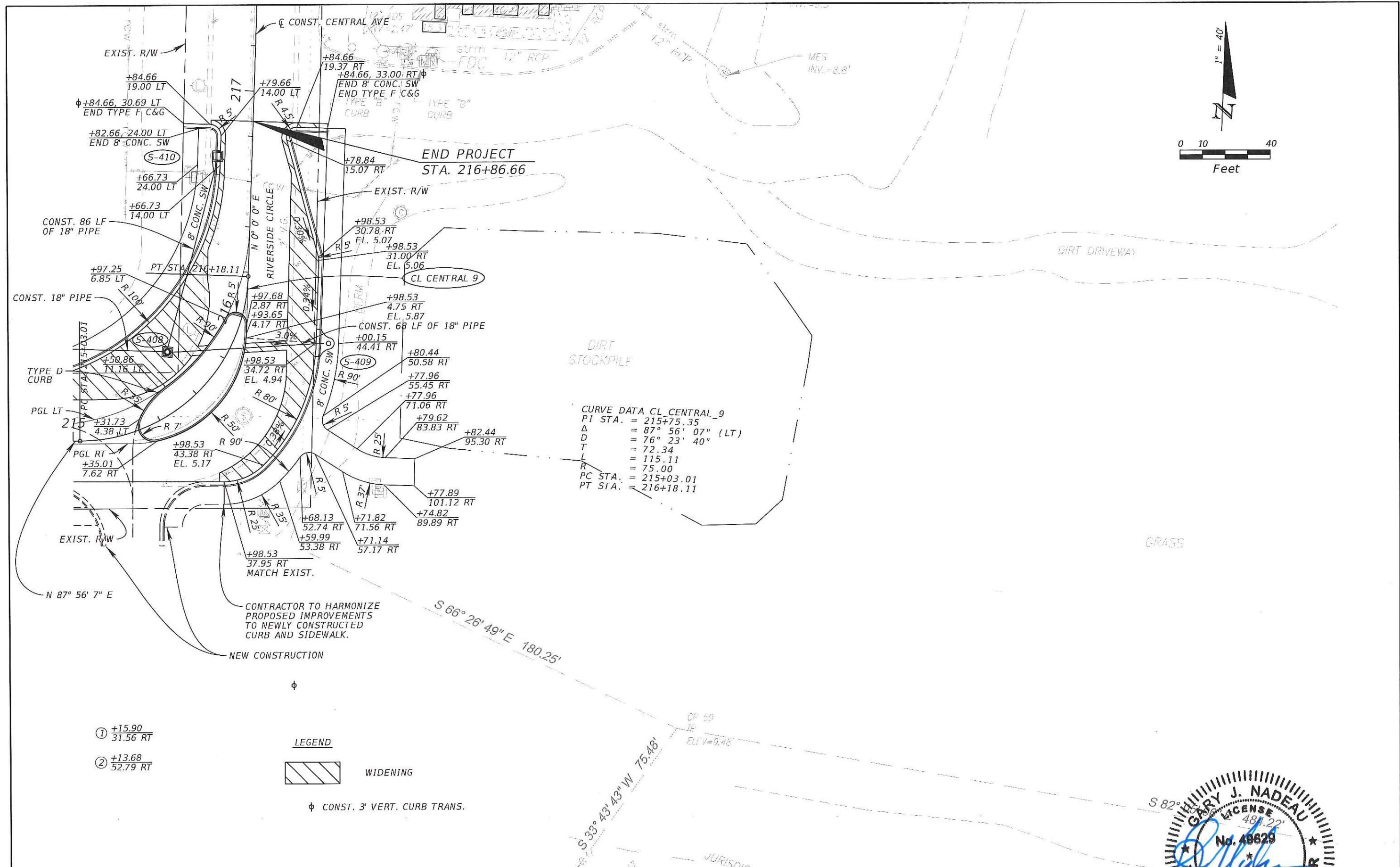
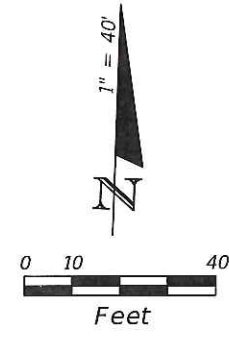
GARY J. NADEAU, P.E.
P.E. LICENSE NUMBER: 46629
1777 MAIN STREET, SUITE 200
SARASOTA, FLORIDA 34238
PHONE (941) 379-7600
CERTIFICATE OF AUTHORIZATION: 00000696

CITY OF NAPLES

CENTRAL AVENUE

SHEET NO.

18



CURVE DATA CL CENTRAL_9
 PI STA. = 215+75.35
 Δ = 87° 56' 07" (LT)
 D = 76° 23' 40"
 T = 72.34
 L = 115.11
 R = 75.00
 PC STA. = 215+03.01
 PT STA. = 216+18.11

- ① +15.90
31.56 RT
- ② +13.68
52.79 RT

LEGEND

WIDENING

φ CONST. 3' VERT. CURB TRANS.

CONTRACTOR TO HARMONIZE
 PROPOSED IMPROVEMENTS
 TO NEWLY CONSTRUCTED
 CURB AND SIDEWALK.

NEW CONSTRUCTION

REVISIONS			
DATE	DESCRIPTION	DATE	DESCRIPTION

Kimley»Horn

GARY J. NADEAU, P.E.
 P.E. LICENSE NUMBER: 49829
 1777 MAIN STREET, SUITE 200
 SARASOTA, FLORIDA 34236
 PHONE (941) 378-7600
 CERTIFICATE OF AUTHORIZATION: 00000696

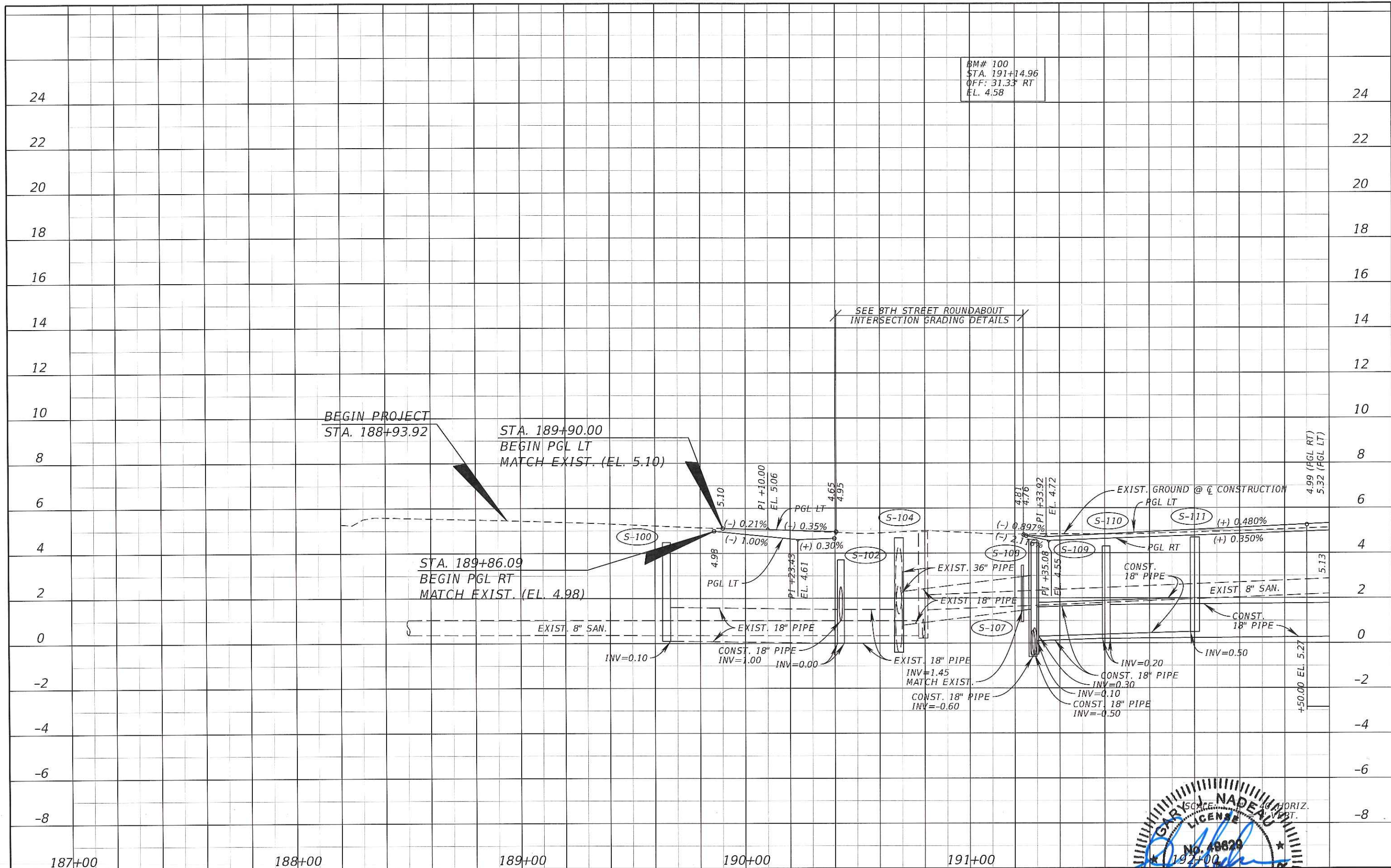
CITY OF NAPLES

CENTRAL AVENUE

PLAN SHEET

GARY J. NADEAU
 LICENSE
 No. 49829
 STATE OF
 FLORIDA
 PROFESSIONAL ENGINEER

SHEET NO.
 19



BM# 100
 STA. 191+14.96
 OFF: 31.33' RT
 EL. 4.58

SEE 8TH STREET ROUNDABOUT
 INTERSECTION GRADING DETAILS



REVISIONS	
DATE	DESCRIPTION

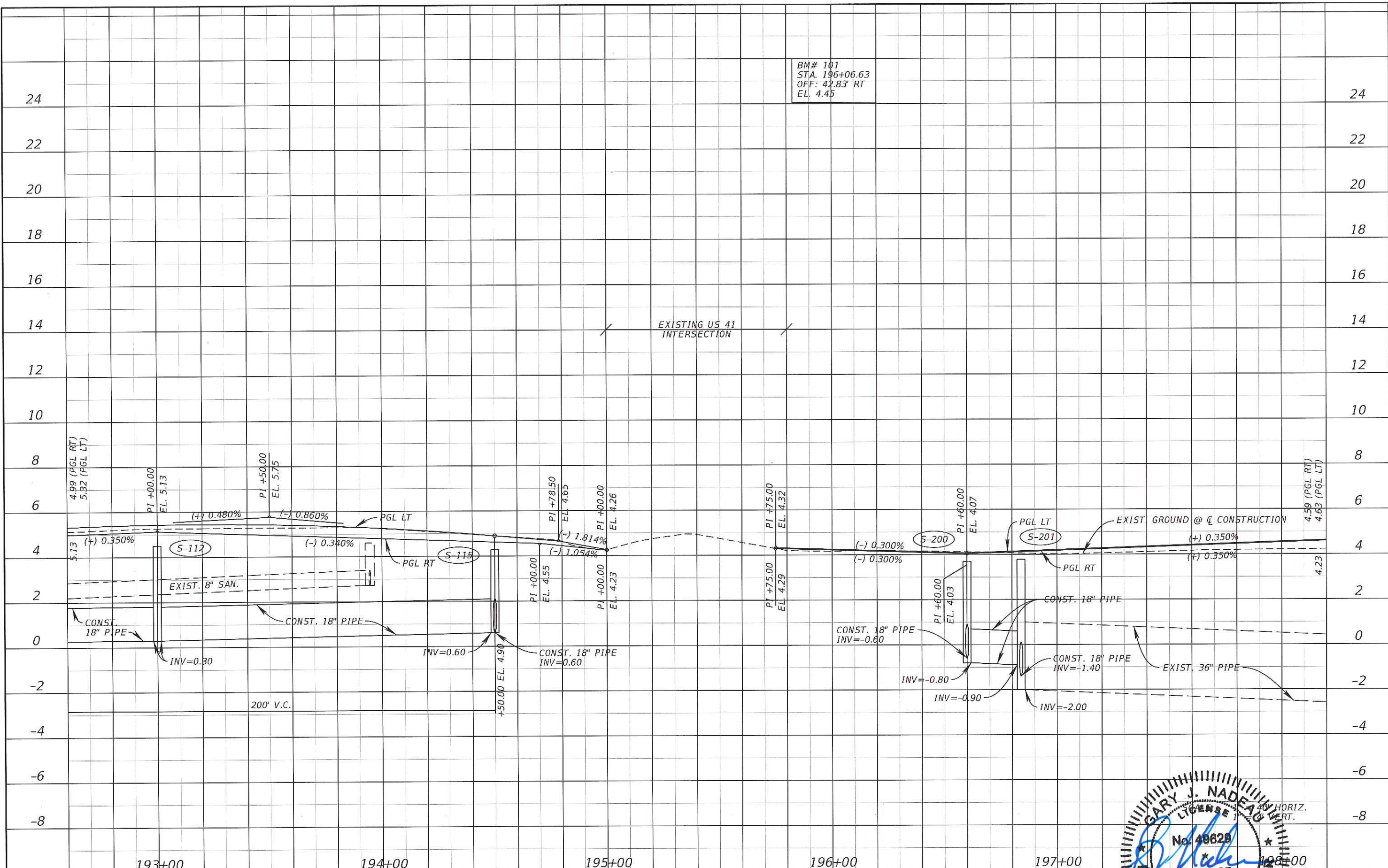
Kimley»Horn
GARY J. NADEAU, P.E.
 P.E. LICENSE NUMBER: 48829
 1772 MAIN STREET, SUITE 100
 SARASOTA, FLORIDA 34236
 PHONE (941) 379-7600
 CERTIFICATE OF AUTHORIZATION: 00000696

CITY OF NAPLES
 CENTRAL AVENUE

PROFILES
 12/3/2015 3:30:57 PM
 K:\SAR_Roadway\04832002\001\Central Ave Improvements\04832000200\roadway\PROFRD01.

SHEET NO.
 20

BM# 101
 STA. 196+06.63
 OFF: 42.83' RT
 EL. 4.45



REVISIONS			
DATE	DESCRIPTION	DATE	DESCRIPTION

Kimley»Horn

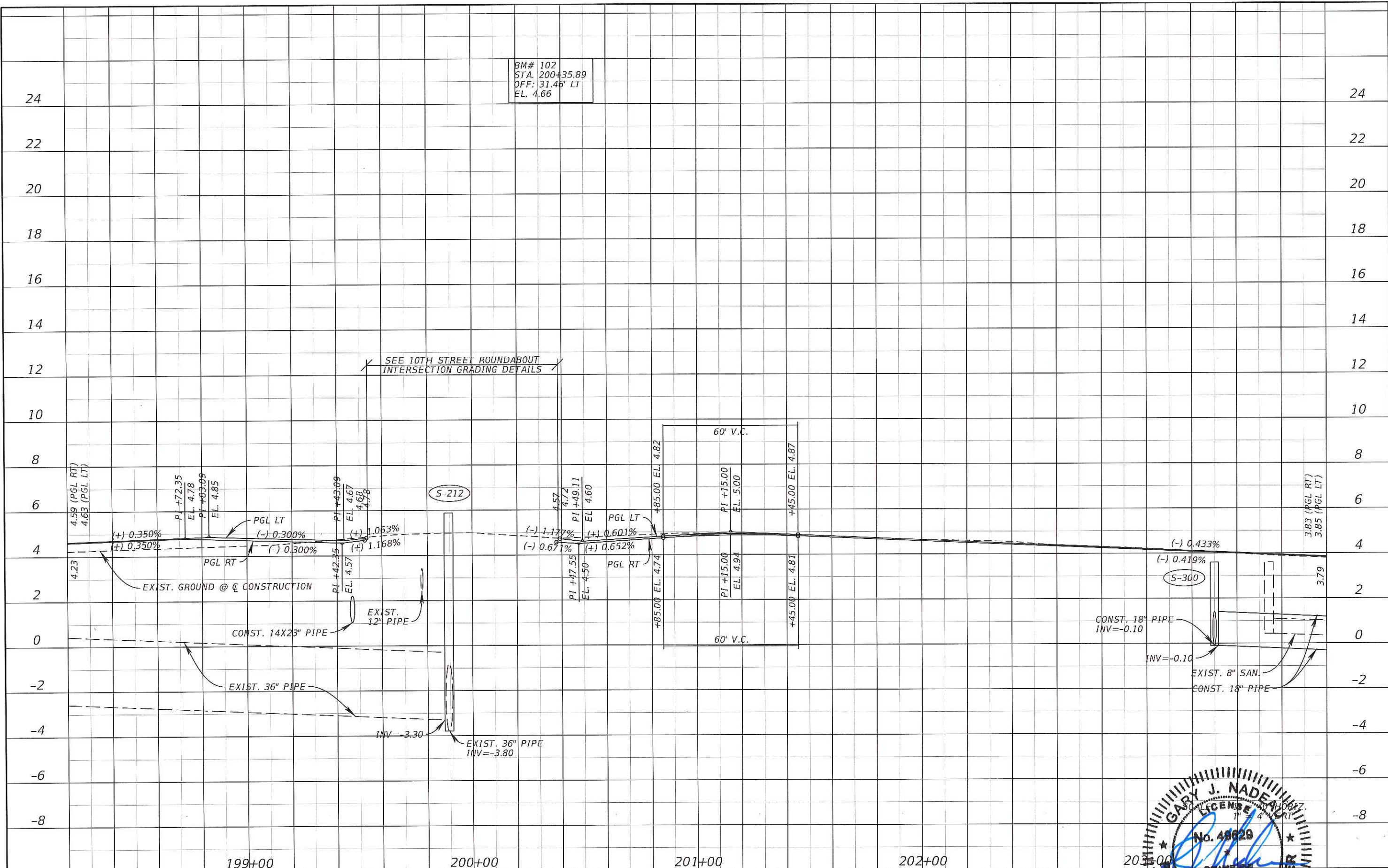
GARY J. NADREAU, P.E.
 P.E. LICENSE NUMBER: 49629
 1777 MAIN STREET, SUITE 200
 SARASOTA, FLORIDA 34236
 PHONE (941) 319-1600
 CERTIFICATE OF AUTHORIZATION: 00000556

CITY OF NAPLES
 CENTRAL AVENUE

12/3/15
 STATE OF FLORIDA
 PROFESSIONAL ENGINEER
 GARY J. NADREAU
 LICENSE No. 49629
 12/3/15

SHEET NO.
 21

BM# 102
 STA. 200+35.89
 OFF: 31.46' LT
 EL. 4.66



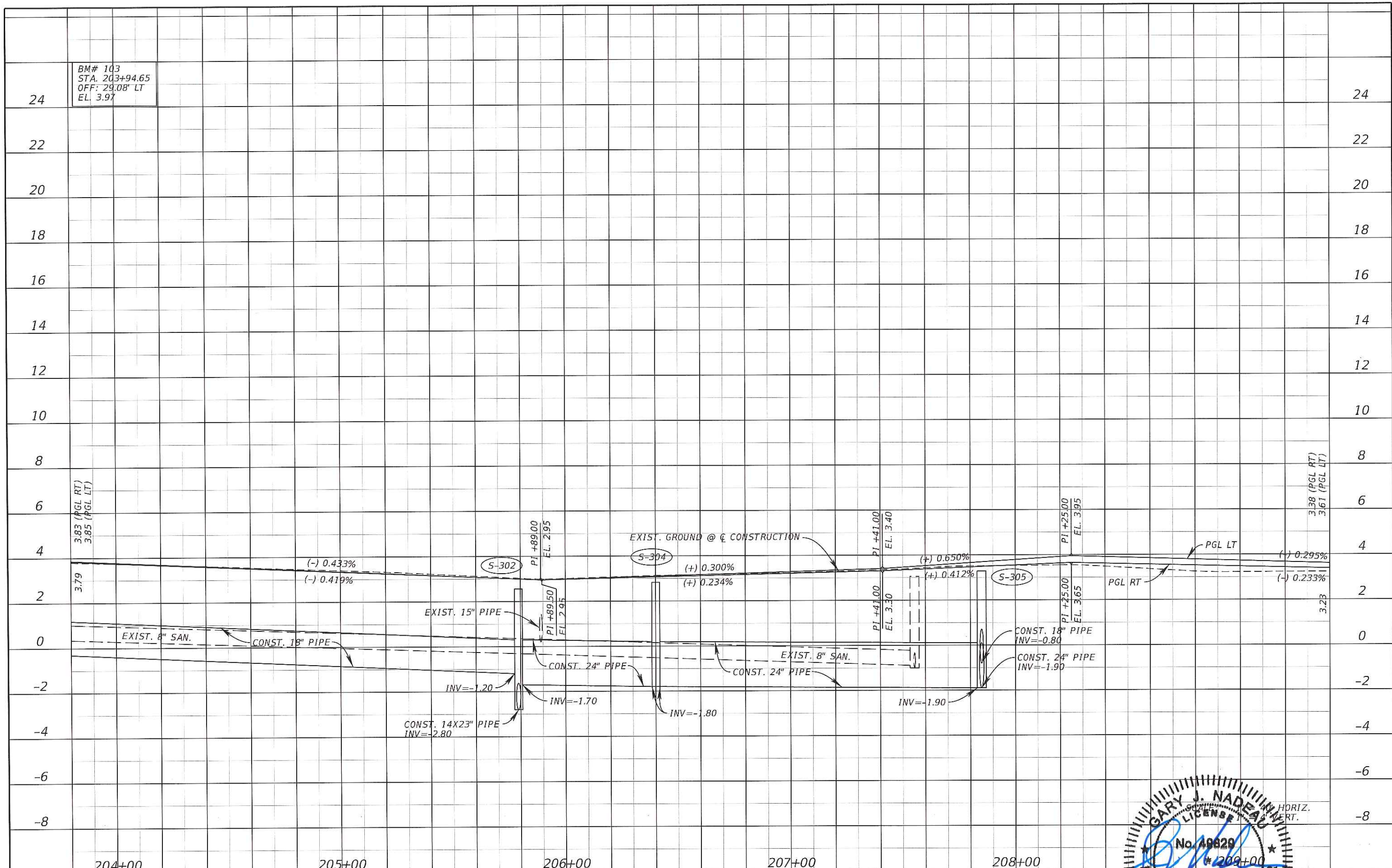
REVISIONS	
DATE	DESCRIPTION

Kimley»Horn
GARY J. NADEAU, P.E.
 P.E. LICENSE NUMBER: 49529
 1777 MAIN STREET, SUITE 200
 SARASOTA, FLORIDA 34236
 PHONE (941) 379-7600
 CERTIFICATE OF AUTHORIZATION: 00000696

CITY OF NAPLES
 CENTRAL AVENUE

PROFILE
 No. 48629
 STATE OF FLORIDA
 PROFESSIONAL ENGINEER

SHEET NO.
 22



BM# 103
STA. 203+94.65
OFF: 29.08' LT
EL. 3.97

3.83 (PGL RT)
3.85 (PGL LT)

3.79

204+00

205+00

206+00

207+00

208+00

3.38 (PGL RT)
3.61 (PGL LT)

3.23

REVISIONS			
DATE	DESCRIPTION	DATE	DESCRIPTION

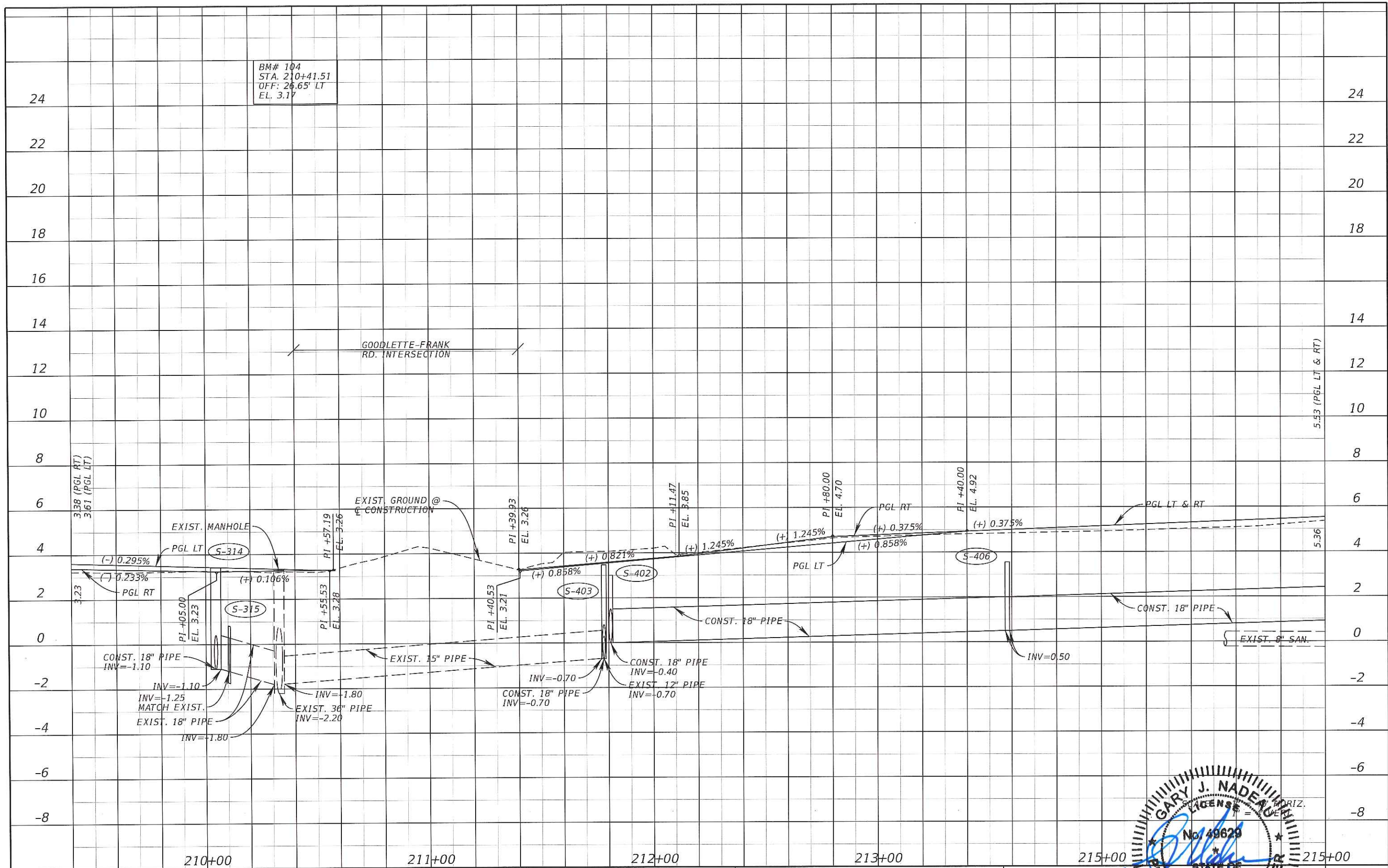
Kimley»Horn

GARY J. NADEAU, P.E.
P.E. LICENSE NUMBER: 49829
1777 MAIN STREET, SUITE 200
SARASOTA, FLORIDA 34236
PHONE (941) 379-7600
CERTIFICATE OF AUTHORIZATION: 00000696


CITY OF NAPLES
CENTRAL AVENUE

STATE OF FLORIDA
GARY J. NADEAU
LICENSE No. 49829
12/31/15
PROFESSIONAL ENGINEER

SHEET NO.
23



BM# 104
STA. 210+41.51
OFF: 26.65' LT
EL. 3.17

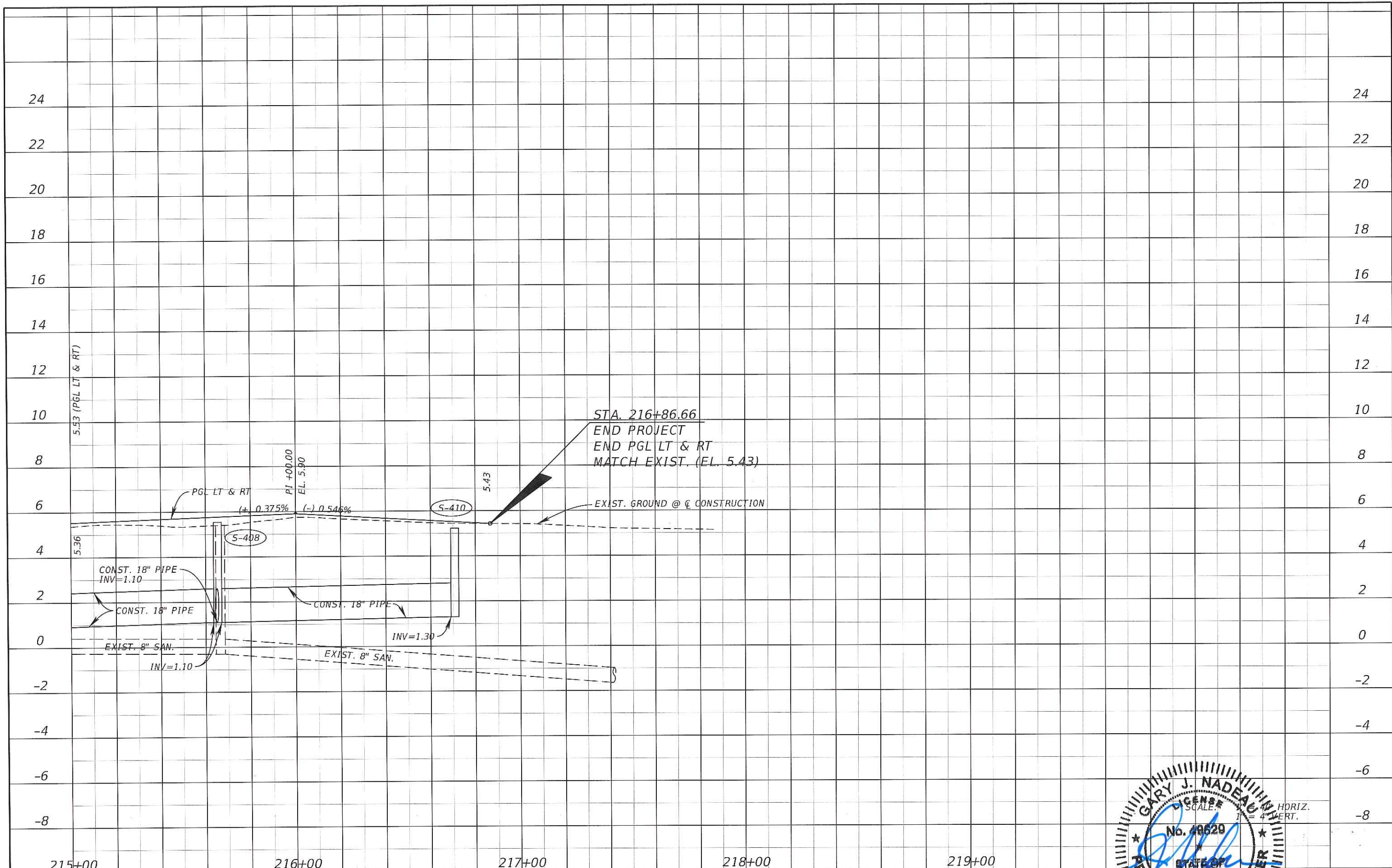


REVISIONS	
DATE	DESCRIPTION

Kimley»Horn
GARY J. NADEAU, P.E.
P.E. LICENSE NUMBER: 49629
3777 MAIN STREET, SUITE 200
SARASOTA, FLORIDA 34236
PHONE (941) 379-7600
CERTIFICATE OF AUTHORIZATION: 00000696

CITY OF NAPLES
CENTRAL AVENUE

PROFILES
SHEET NO. 24



REVISIONS			
DATE	DESCRIPTION	DATE	DESCRIPTION

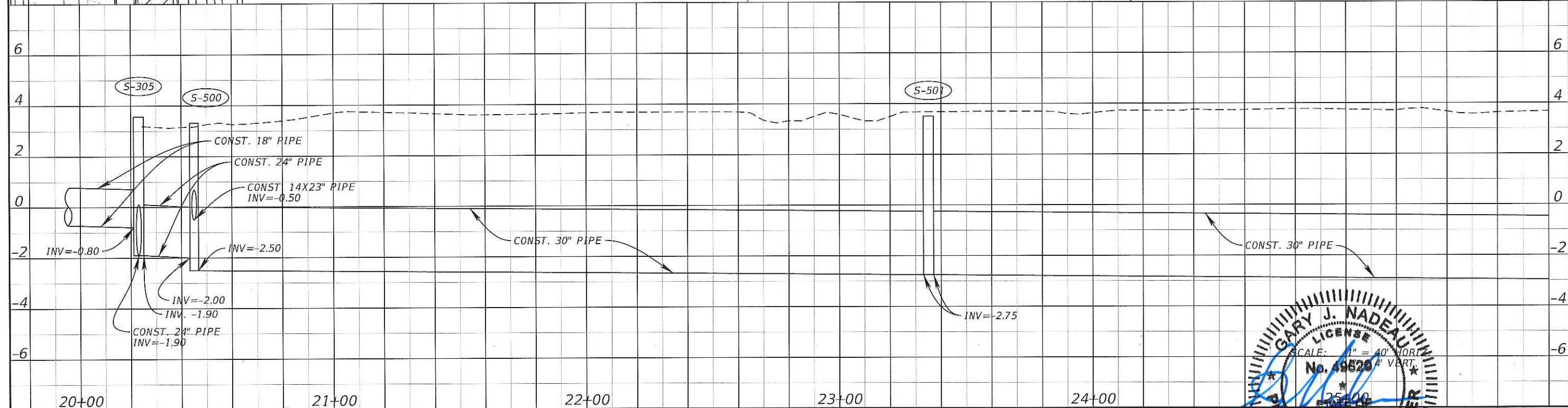
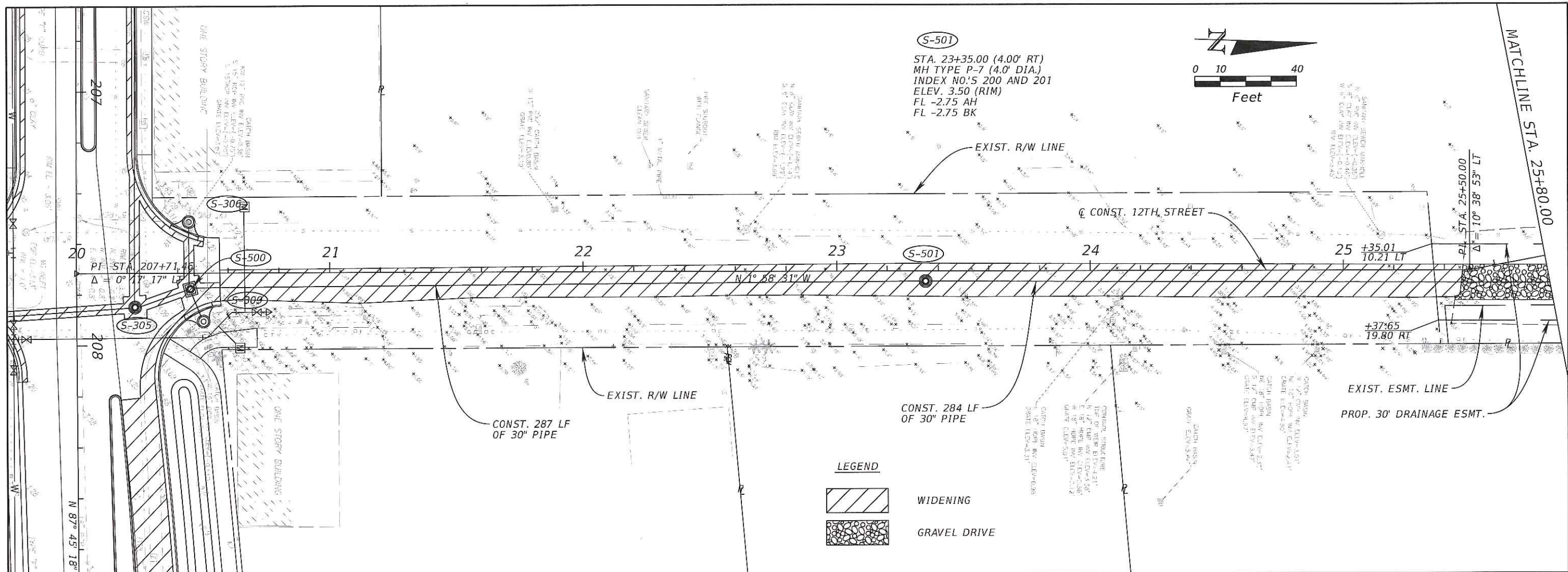
Kimley»Horn

GARY J. NADEAU, P.E.
 P.E. LICENSE NUMBER: 49529
 1777 MAIN STREET, SUITE 200
 SARASOTA, FLORIDA 34236
 PHONE (941) 378-7600
 CERTIFICATE OF AUTHORIZATION: 00000696

CITY OF NAPLES
 CENTRAL AVENUE

PROFESSIONAL ENGINEER
 GARY J. NADEAU
 LICENSE No. 49529
 STATE OF FLORIDA
 12/31/15
 HORIZ. 1" = 40'
 VERT. 1" = 4'

SHEET NO. 25



REVISIONS	
DATE	DESCRIPTION


Kimley»Horn


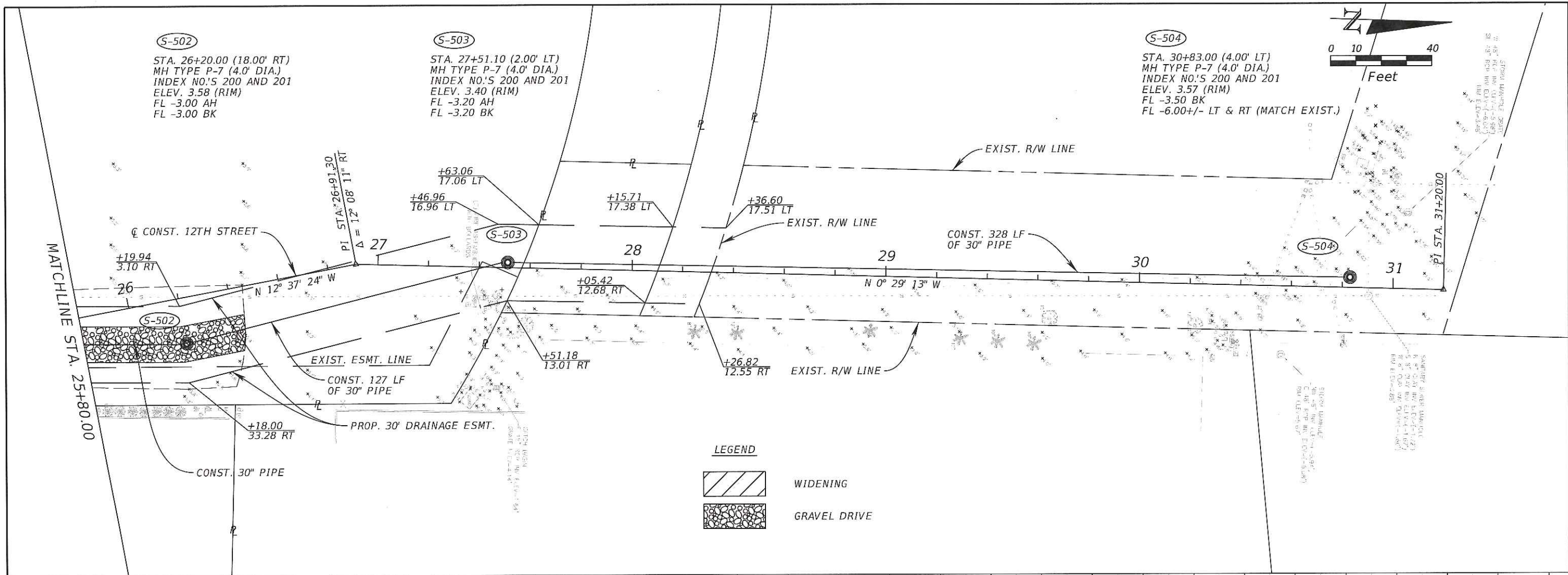
GARY J. NADEAU, P.E.
 P.E. LICENSE NUMBER: 49629
 1777 MAIN STREET, SUITE 200
 SARASOTA, FLORIDA 34236
 PHONE (941) 370-7600
 CERTIFICATE OF AUTHORIZATION: 00000696

CITY OF NAPLES
 CENTRAL AVENUE

PLAN & PROFILE SHEET (7)

SHEET NO.
 26

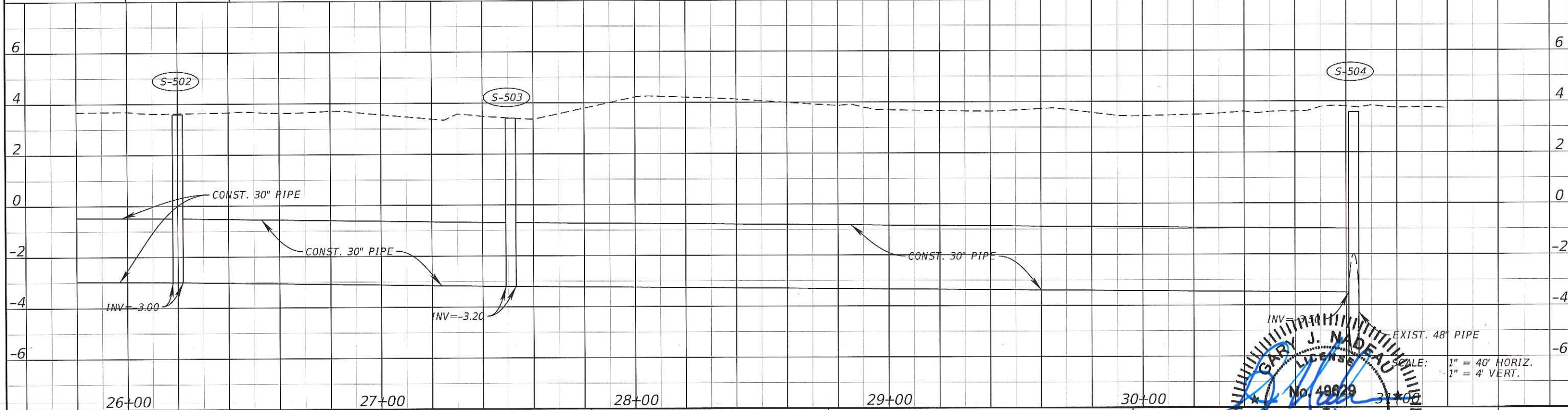




LEGEND

WIDENING

GRAVEL DRIVE



INV = 3.57
 EXIST. 48" PIPE
 SCALE: 1" = 40' HORIZ.
 1" = 4' VERT.

GARY J. NADEAU
 LICENSE NO. 48829
 STATE OF FLORIDA
 PROFESSIONAL ENGINEER

12/31/15

REVISIONS	
DATE	DESCRIPTION

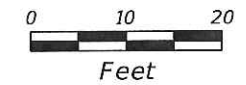
Kimley»Horn

GARY J. NADEAU, P.E.
 P.E. LICENSE NUMBER: 48829
 1777 MAIN STREET, SUITE 200
 SARASOTA, FLORIDA 34236
 PHONE (941) 379-7600
 CERTIFICATE OF AUTHORIZATION: 00000696

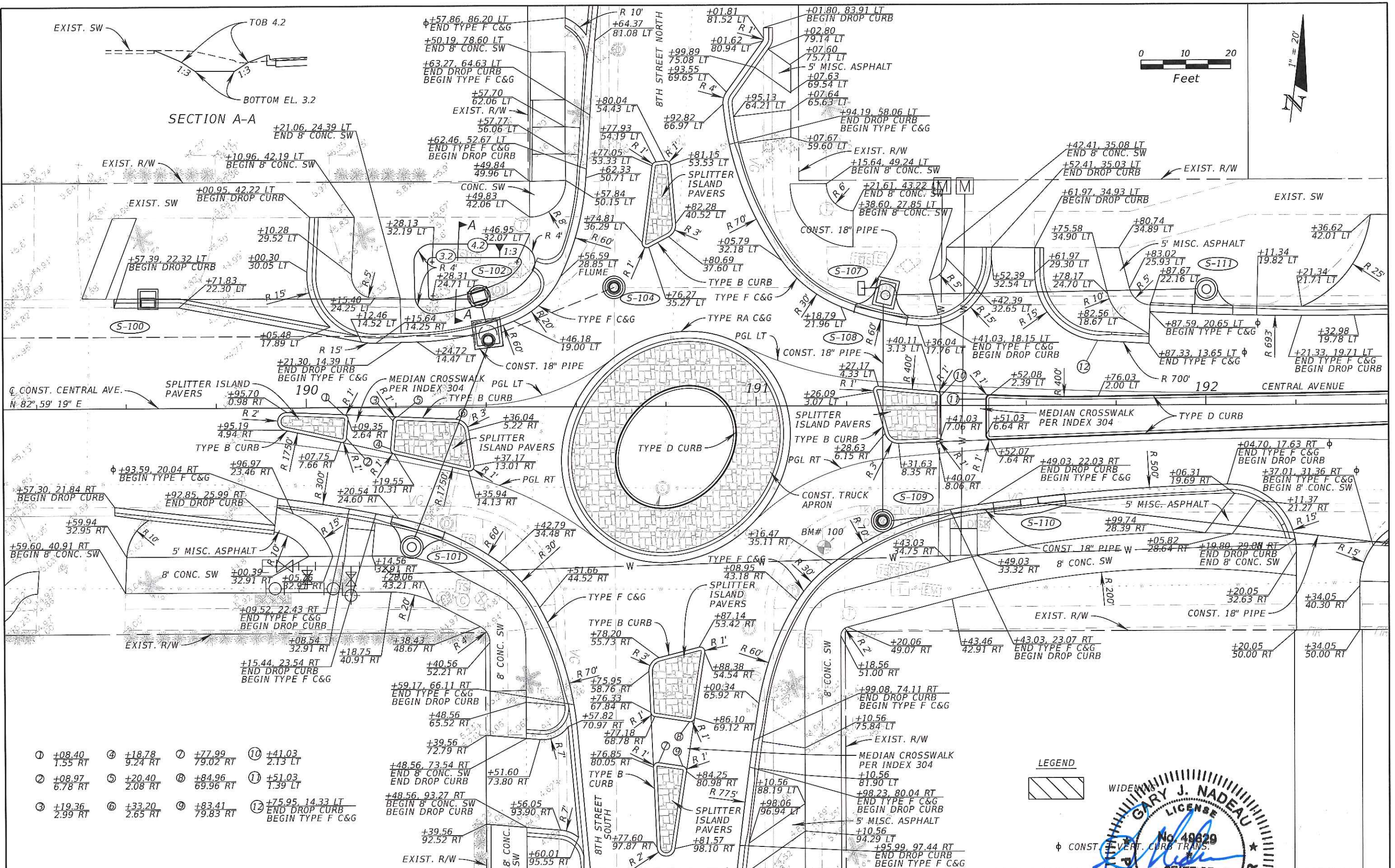
CITY OF NAPLES
 CENTRAL AVENUE

PLAN
 SHEET (8)


SHEET NO.
 27



SECTION A-A



- ① +08.40
1.55 RT
- ② +08.97
6.78 RT
- ③ +19.36
2.99 RT
- ④ +18.78
9.24 RT
- ⑤ +20.40
2.08 RT
- ⑥ +33.20
2.65 RT
- ⑦ +77.99
79.02 RT
- ⑧ +84.96
69.96 RT
- ⑨ +83.41
79.83 RT
- ⑩ +41.03
2.13 LT
- ⑪ +51.03
1.39 LT
- ⑫ +75.95, 14.33 LT
END DROP CURB
BEGIN TYPE F C&G



REVISIONS	
DATE	DESCRIPTION

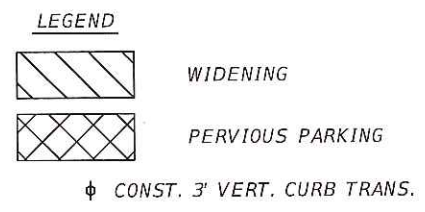
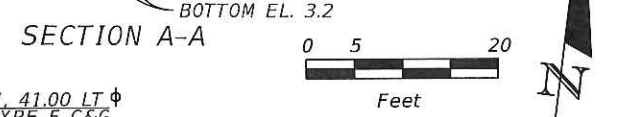
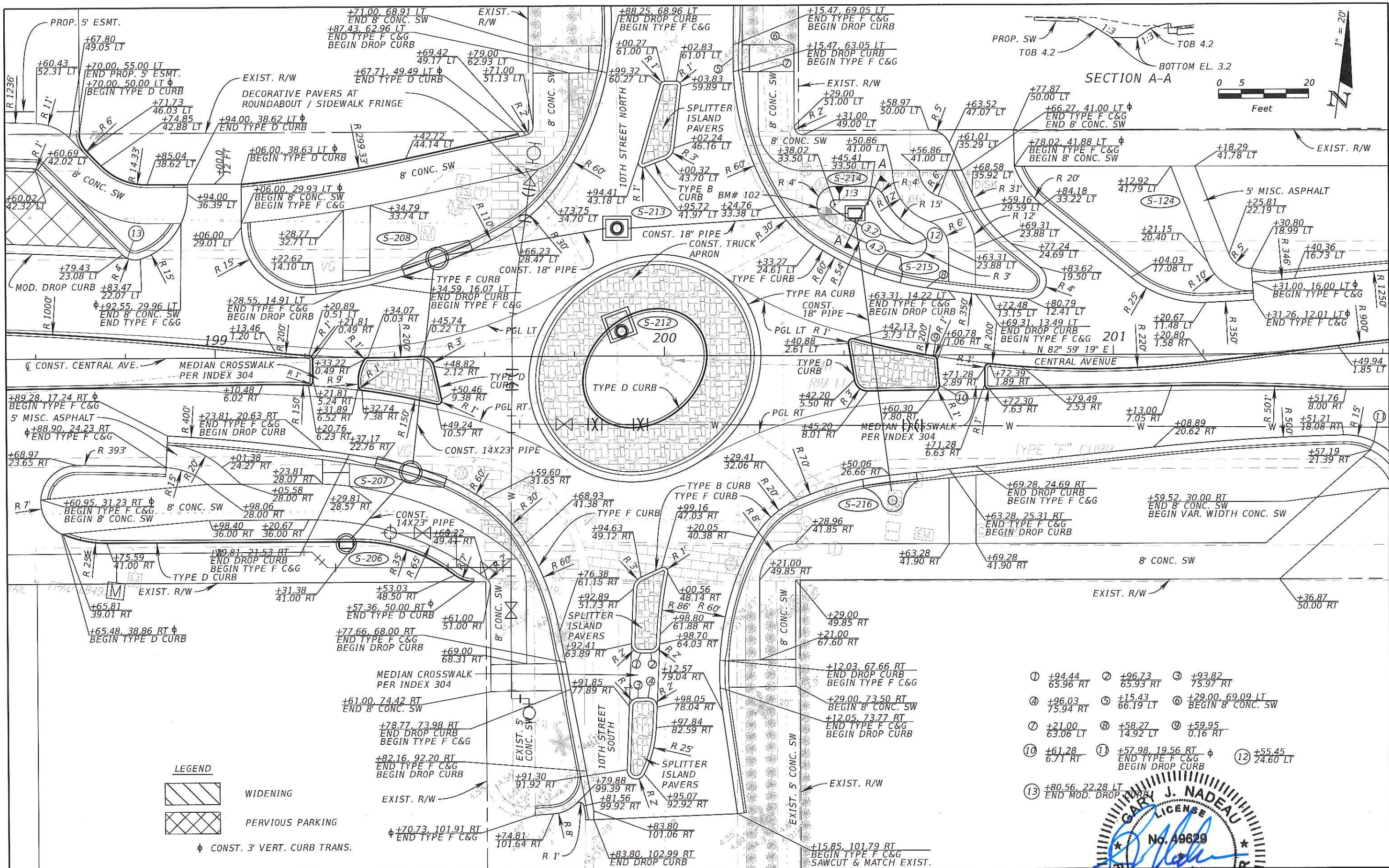
Kimley»Horn

GARY J. NADEAU, P.E.
P.E. LICENSE NUMBER: 48629
1777 MAIN STREET, SUITE 100
SARASOTA, FLORIDA 34236
PHONE (941) 379-7600
CERTIFICATE OF AUTHORIZATION: 00000696

CITY OF NAPLES
CENTRAL AVENUE

ROADWAY PLAN SHEET
DETAIL (PLAN VIEW)

SHEET NO. 28



- ① +94.44
65.96 RT
- ② +96.73
65.93 RT
- ③ +93.82
75.97 RT
- ④ +96.03
75.94 RT
- ⑤ +15.43
66.19 LT
- ⑥ +29.00, 69.09 LT
BEGIN 8' CONC. SW
- ⑦ +21.00
63.06 LT
- ⑧ +58.27
14.92 LT
- ⑨ +59.95
0.16 RT
- ⑩ +61.28
6.71 RT
- ⑪ +57.98, 19.56 RT
END TYPE F C&G
BEGIN DROP CURB
- ⑫ +55.45
24.60 LT
- ⑬ +80.56, 22.28 LT
END MOD. DROP CURB



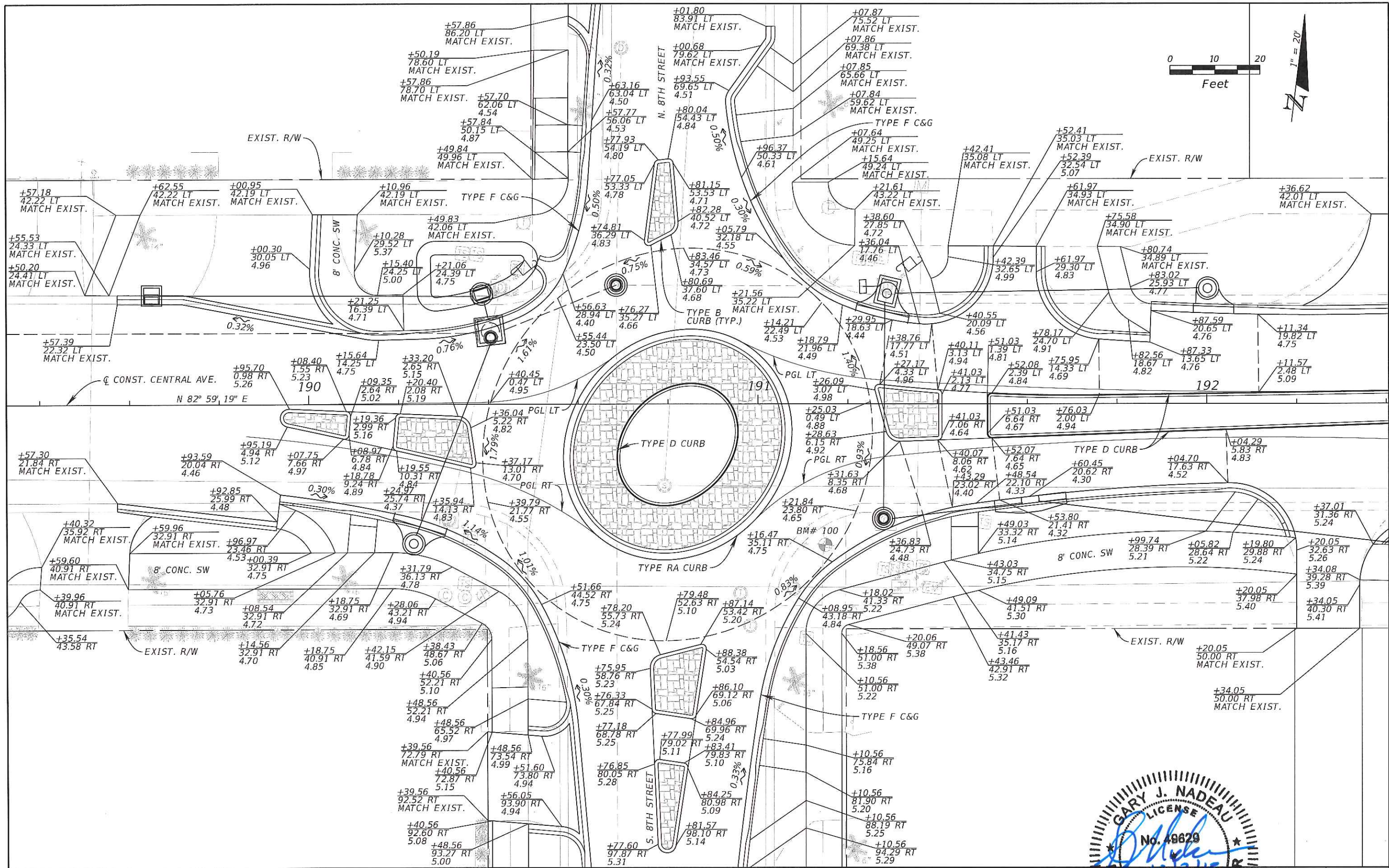
REVISIONS	
DATE	DESCRIPTION

Kimley»Horn

GARY J. NADEAU, P.E.
P.E. LICENSE NUMBER: 49629
1777 MAIN STREET, SUITE 200
SARASOTA, FLORIDA 34236
PHONE (941) 379-7600
CERTIFICATE OF AUTHORIZATION: 00000695

CITY OF NAPLES
CENTRAL AVENUE

SHEET NO.
29



REVISIONS			
DATE	DESCRIPTION	DATE	DESCRIPTION

Kimley»Horn

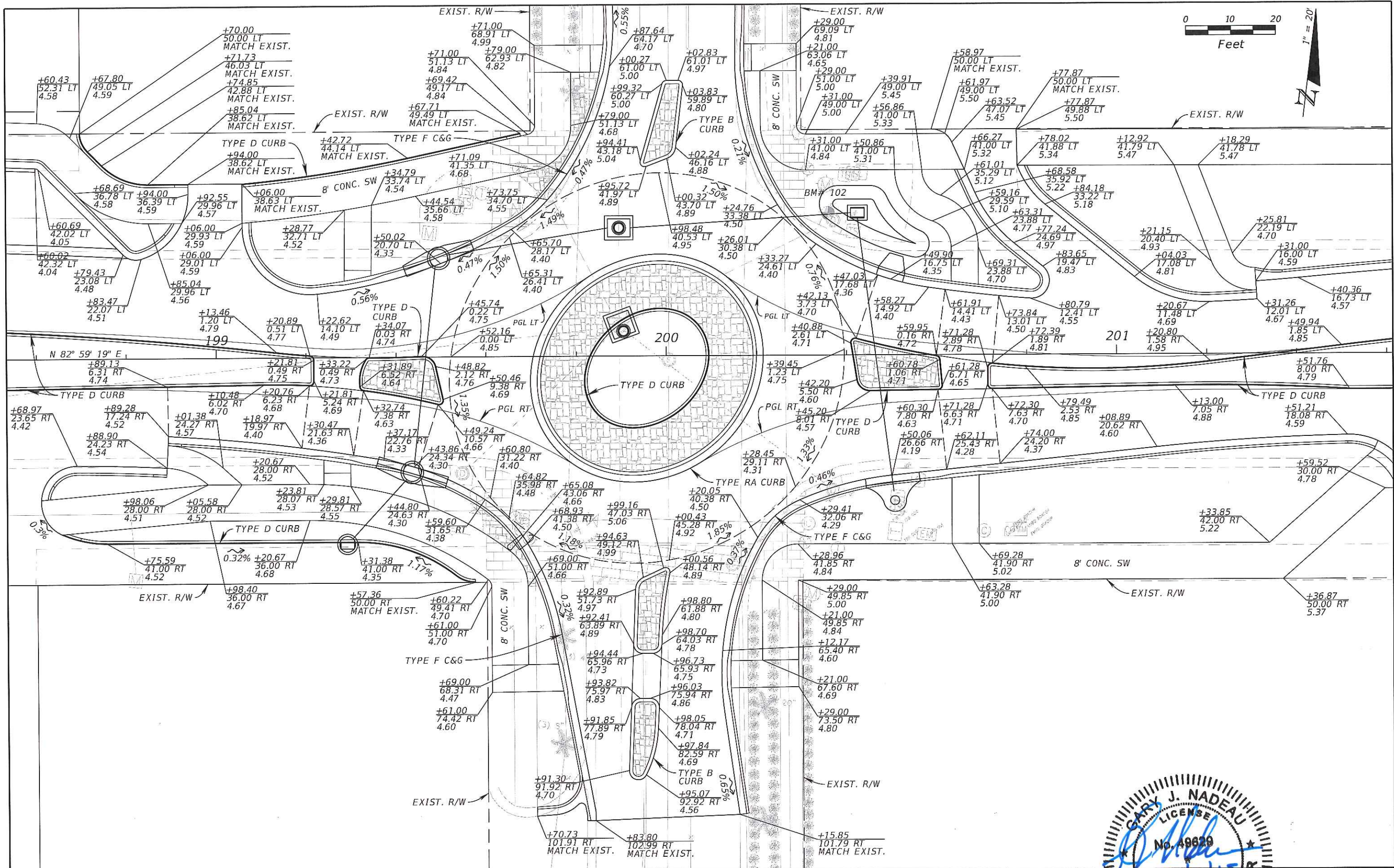
GARY J. NADEAU, P.E.
 P.E. LICENSE NUMBER: 49629
 1777 MAIN STREET, SUITE 200
 SARASOTA, FLORIDA 34238
 PHONE (941) 379-7600
 CERTIFICATE OF AUTHORIZATION: 00000696

CITY OF NAPLES
 CENTRAL AVENUE

GARY J. NADEAU
 LICENSE
 No. 49629
 STATE OF FLORIDA
 PROFESSIONAL ENGINEER

INTERSECTION ENGINEERING
 DETAIL (SIGNS STREET)

SHEET NO.
 30



REVISIONS			
DATE	DESCRIPTION	DATE	DESCRIPTION

Kimley»Horn

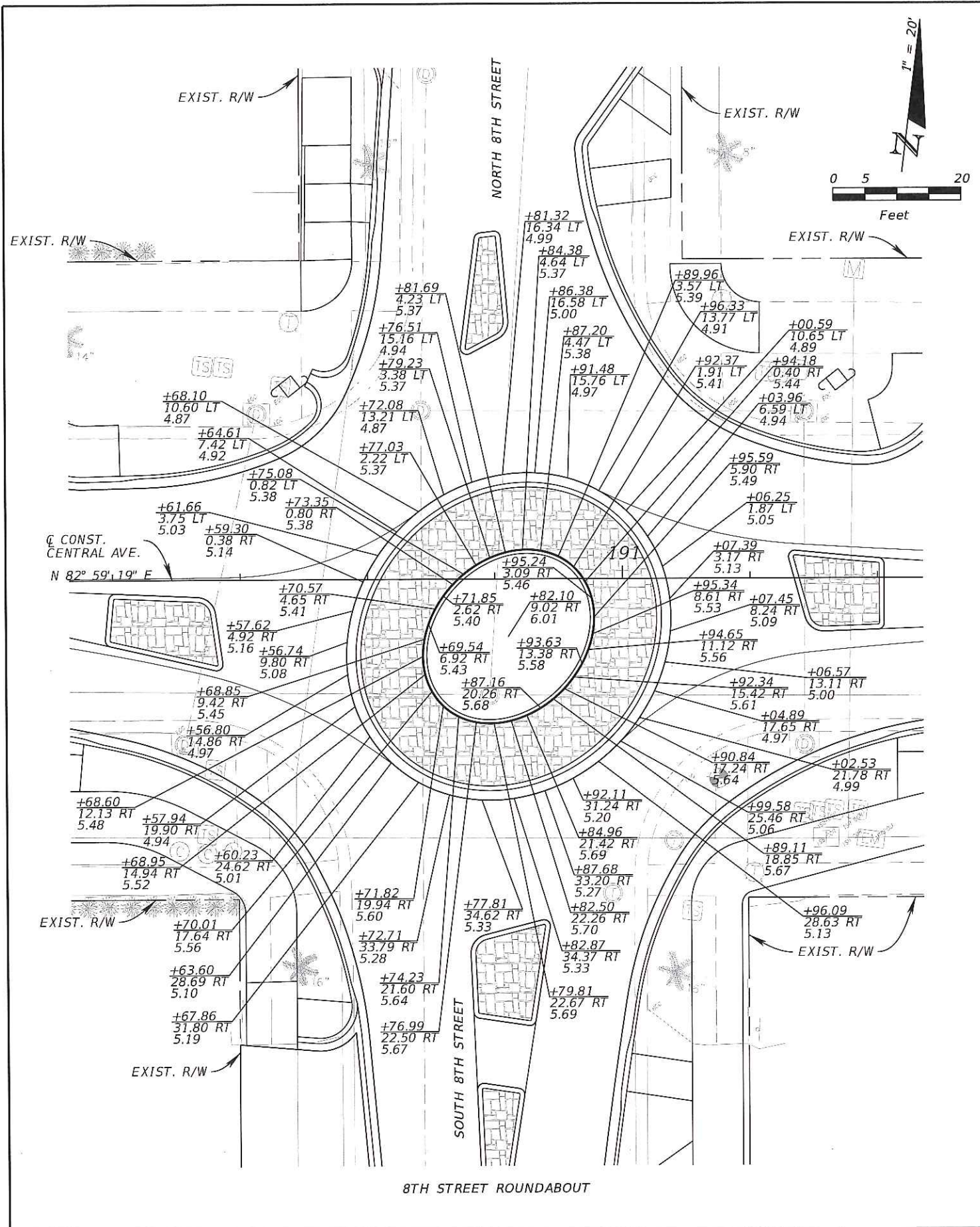
GARY J. NADEAU, P.E.
 P.E. LICENSE NUMBER: 49629
 1277 MAIN STREET, SUITE 200
 SARASOTA, FLORIDA 34236
 PHONE (941) 379-7500
 CERTIFICATE OF AUTHORIZATION: 00000656

CITY OF NAPLES
 CENTRAL AVENUE

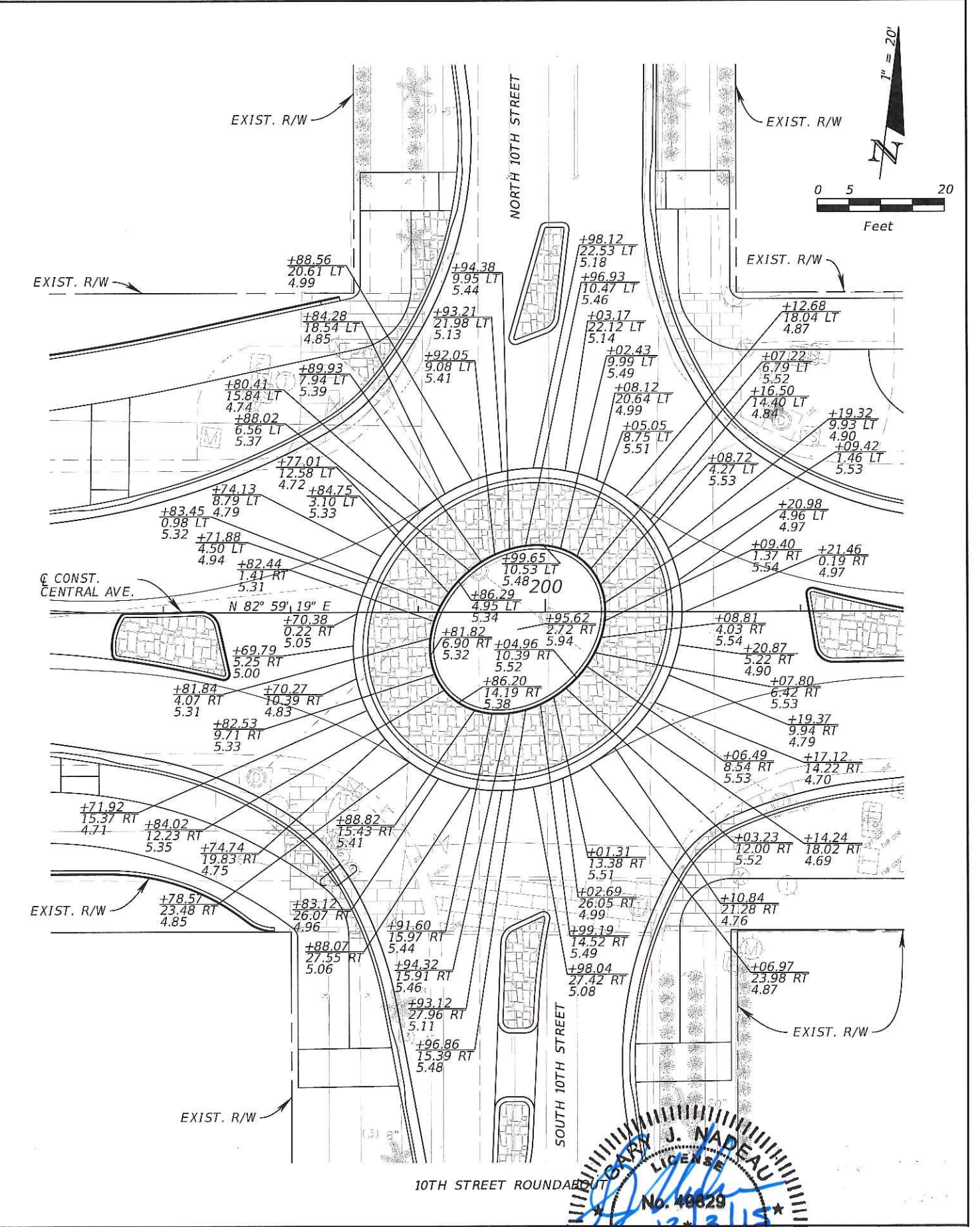
GARY J. NADEAU
 LICENSE
 No. 49629
 STATE OF FLORIDA
 PROFESSIONAL ENGINEER
 (SEAL)

INTERSECTION GRADING
 DETAIL (SHEET)


SHEET NO.
 31



8TH STREET ROUNDABOUT



10TH STREET ROUNDABOUT



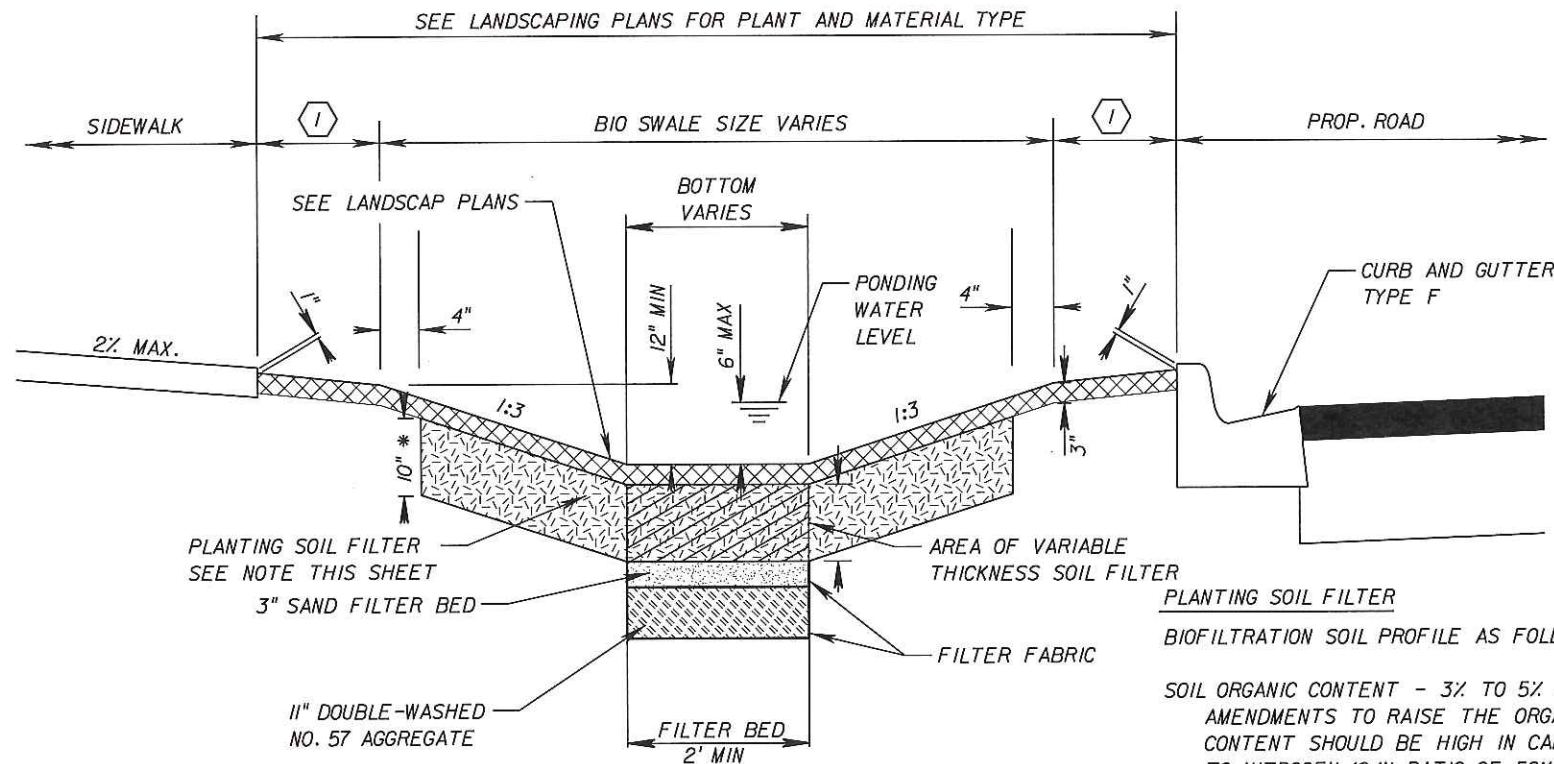
REVISIONS			
DATE	DESCRIPTION	DATE	DESCRIPTION

Kimley»Horn
GARY J. NADEAU, P.E.
 P.E. LICENSE NUMBER: 48829
 1777 MAIN STREET, SUITE 200
 SARASOTA, FLORIDA 34238
 PHONE (941) 579-7600
 CERTIFICATE OF AUTHORIZATION: 00000696

CITY OF NAPLES
 CENTRAL AVENUE

SPECIAL INTERSECTION
 PROFESSIONAL ENGINEER

SHEET NO.
 32



TYPICAL SECTION OF BIO FILTRATION SYSTEM

PLANTING SOIL FILTER
BIOFILTRATION SOIL PROFILE AS FOLLOWS:

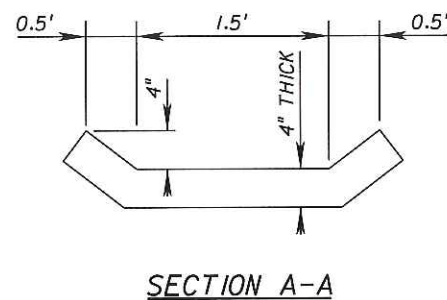
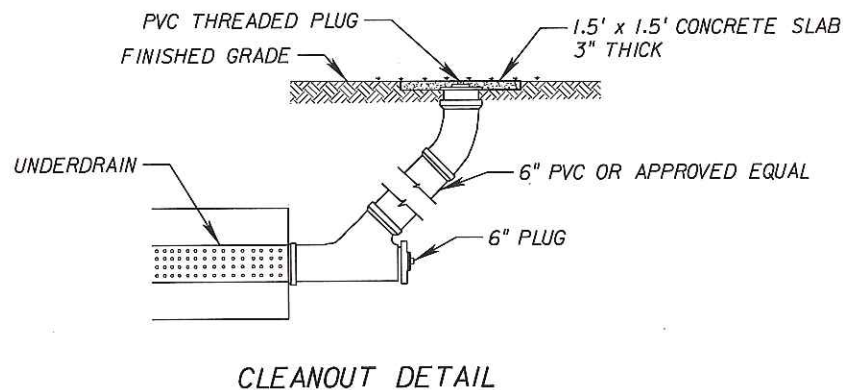
SOIL ORGANIC CONTENT - 3% TO 5% MAX
AMENDMENTS TO RAISE THE ORGANIC MATTER CONTENT SHOULD BE HIGH IN CARBON RELATIVE TO NITROGEN (C/N RATIO OF 50%)

CLAY CONTENT - 10% TO 25% MAX (<0.002 mm PARTICLE SIZE)

NOTES:

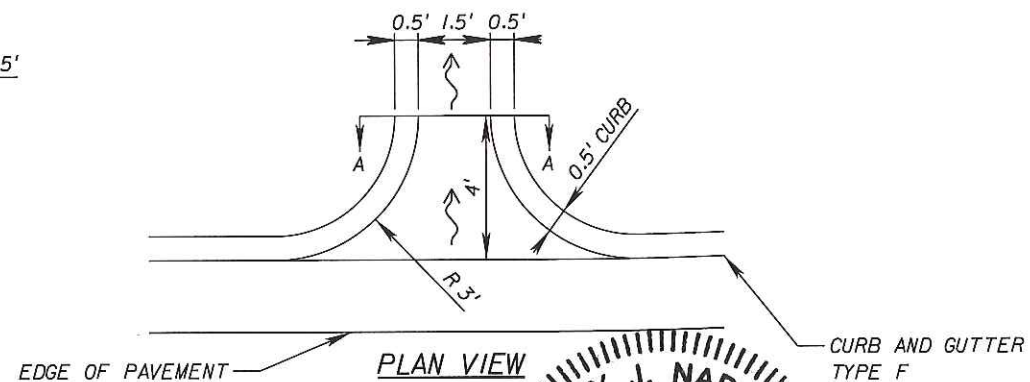
1. SOIL PH SHOULD BE 5.5 TO 6.5
2. SOIL MIX SHOULD BE UNIFORM FREE OF STONES, STUMPS, ROOTS OR OTHER MATERIAL GREATER THAN 2 INCHES IN SIZE. INFILTRATION RATE SHOULD BE EQUAL TO OR GREATER THAN THE SURROUNDING SOIL.

① - WIDTH AND SLOPE VARIES SEE PLANS FOR DETAILS




CONCRETE OPEN FLUME DETAIL

NOTE: COST OF FLUMES TO BE INCLUDED IN THE CONTRACT UNIT PRICE FOR TYPE F CURB & GUTTER



PLAN VIEW

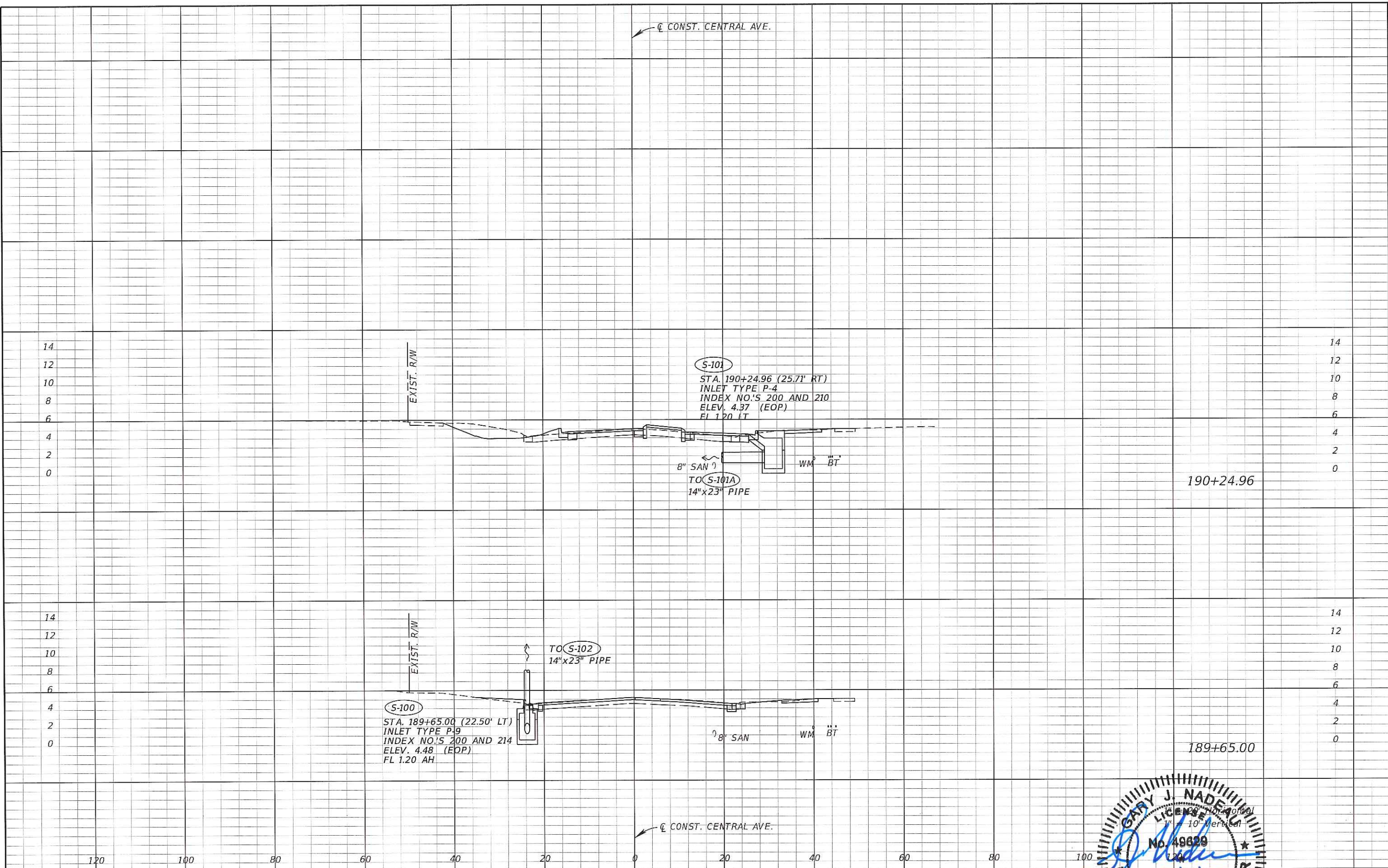


REVISIONS			
DATE	DESCRIPTION	DATE	DESCRIPTION

Kimley»Horn
GARY J. NADEAU, P.E.
 P.E. LICENSE NUMBER: 49629
 1777 MAIN STREET, SUITE 200
 SARASOTA, FLORIDA 34235
 PHONE (941) 379-7600
 CERTIFICATE OF AUTHORIZATION: 00000695

CITY OF NAPLES
 CENTRAL AVENUE

DEVELOPMENT DETAILS
 SHEET NO. 33



REVISIONS	
DATE	DESCRIPTION

Kimley»Horn

GARY J. NADEAU, P.E.
 P.E. LICENSE NUMBER: 49629
 1777 MAIN STREET, SUITE 200
 SARASOTA, FLORIDA 34236
 PHONE (941) 378-7600
 CERTIFICATE OF AUTHORIZATION: 00000656

CITY OF NAPLES
 CENTRAL AVENUE

GARY J. NADEAU
 LICENSE No. 49629
 STATE OF FLORIDA
 PROFESSIONAL ENGINEER

SHEET NO.
 34



REVISIONS	
DATE	DESCRIPTION

Kimley»Horn

GARY J. NADEAU, P.E.
 P.E. LICENSE NUMBER: 49629
 1777 MAIN STREET, SUITE 200
 SARASOTA, FLORIDA 34236
 PHONE (941) 379-7600
 CERTIFICATE OF AUTHORIZATION: 00000696

CITY OF NAPLES
 CENTRAL AVENUE

GARY J. NADEAU
 LICENSE
 No. 49629
 STATE OF FLORIDA
 PROFESSIONAL ENGINEER

SHEET NO. 35



REVISIONS			
DATE	DESCRIPTION	DATE	DESCRIPTION

Kimley»Horn

GARY J. NADEAU, P.E.
 P.E. LICENSE NUMBER: 49629
 1777 MAIN STREET, SUITE 200
 SARASOTA, FLORIDA 34236
 PHONE (941) 579-7600
 CERTIFICATE OF AUTHORIZATION: 00000696

CITY OF NAPLES
 CENTRAL AVENUE

GARY J. NADEAU
 LICENSE No. 49629
 STATE OF FLORIDA
 PROFESSIONAL ENGINEER

SHEET NO.
 36



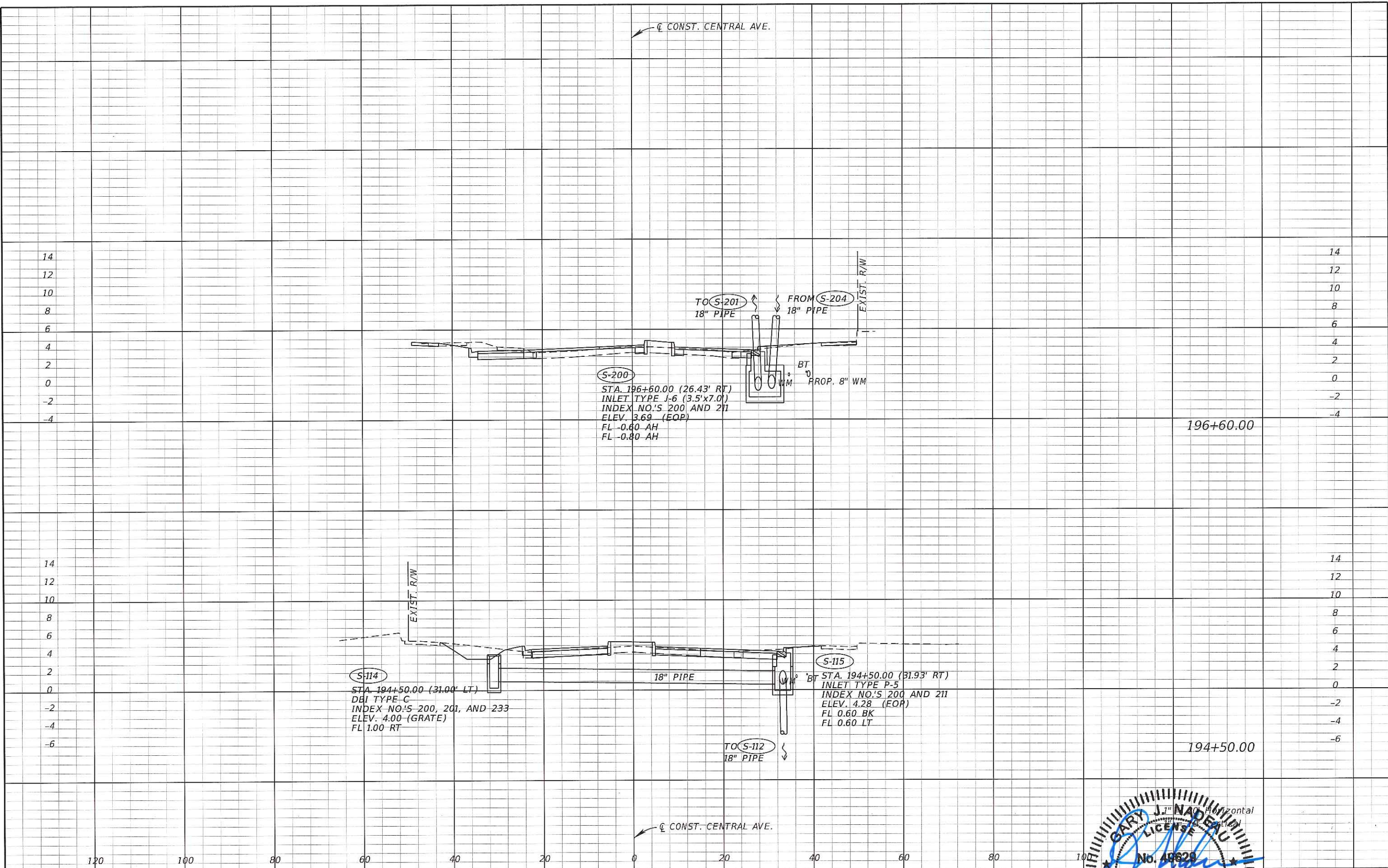
REVISIONS			
DATE	DESCRIPTION	DATE	DESCRIPTION

Kimley»Horn
GARY J. NADEAU, P.E.
 P.E. LICENSE NUMBER: 49629
 1777 MAIN STREET, SUITE 200
 SARASOTA, FLORIDA 34238
 PHONE (941) 579-7600
 CERTIFICATE OF AUTHORIZATION: 00000696

CITY OF NAPLES
 CENTRAL AVENUE

GARY J. NADEAU
 LICENSE
 No. 49629
 12/31/15
 STATE OF FLORIDA
 DRAINAGE PROFESSIONAL ENGINEER

SHEET NO.
 37



REVISIONS	
DATE	DESCRIPTION

Kimley»Horn

GARY J. NADEAU, P.E.
 P.E. LICENSE NUMBER: 48629
 1777 MAIN STREET, SUITE 200
 SARASOTA, FLORIDA 34236
 PHONE (941) 379-7600
 CERTIFICATE OF AUTHORIZATION: 00000656

CITY OF NAPLES
 CENTRAL AVENUE

GARY J. NADEAU
 LICENSE
 No. 48629
 12/31/15
 STATE OF FLORIDA
 PROFESSIONAL ENGINEER
 DRAINAGE STRUCTURES

SHEET NO.
 38



REVISIONS	
DATE	DESCRIPTION

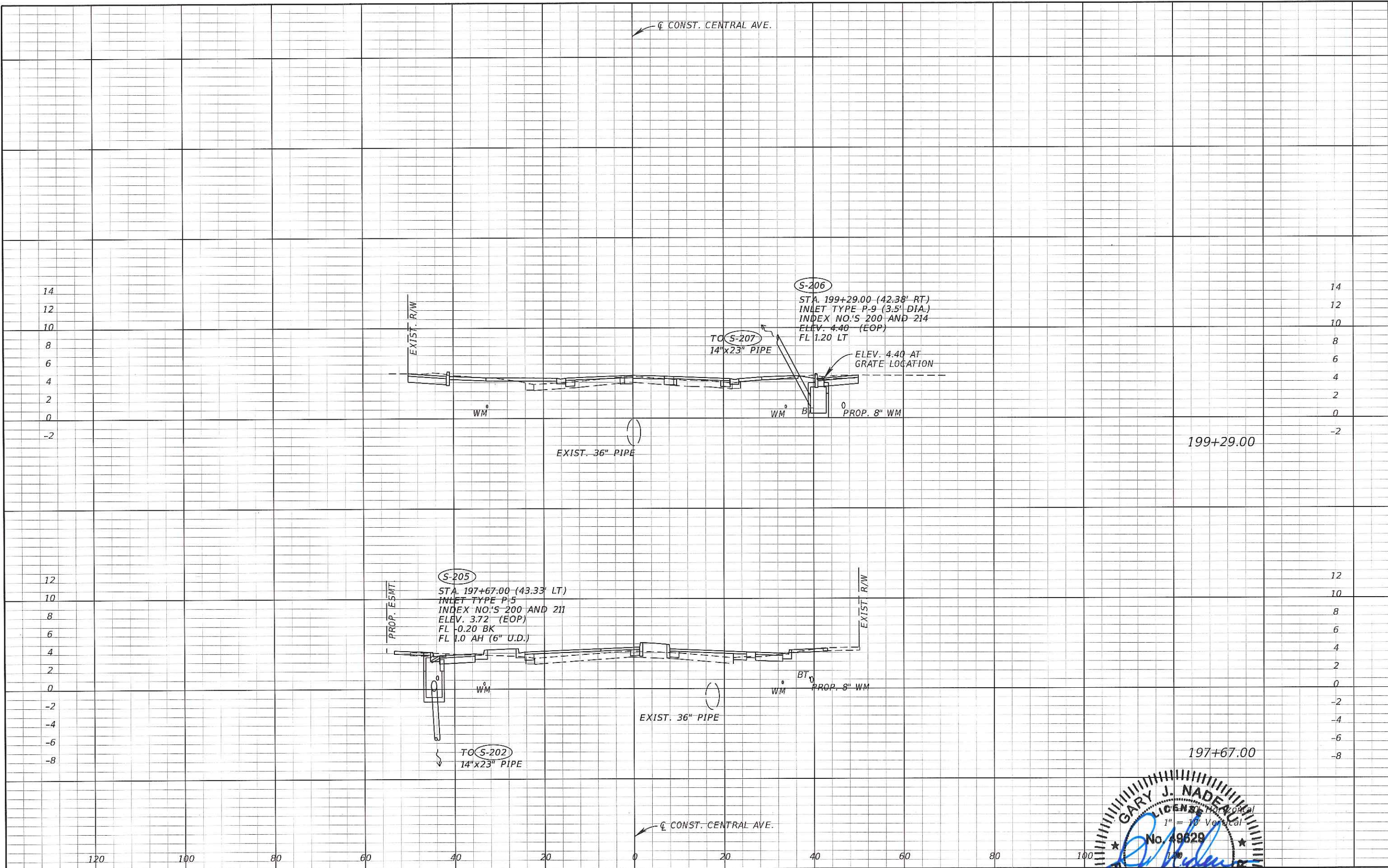
Kimley»Horn

GARY J. NADEAU, P.E.
 P.E. LICENSE NUMBER: 48629
 1771 MAIN STREET, SUITE 200
 SARASOTA, FLORIDA 34236
 PHONE (941) 379-7600
 CERTIFICATE OF AUTHORIZATION: 00000696

CITY OF NAPLES
 CENTRAL AVENUE

GARY J. NADEAU
 LICENSE No. 48629
 STATE OF FLORIDA
 PROFESSIONAL ENGINEER

SHEET NO.
 39



REVISIONS	
DATE	DESCRIPTION

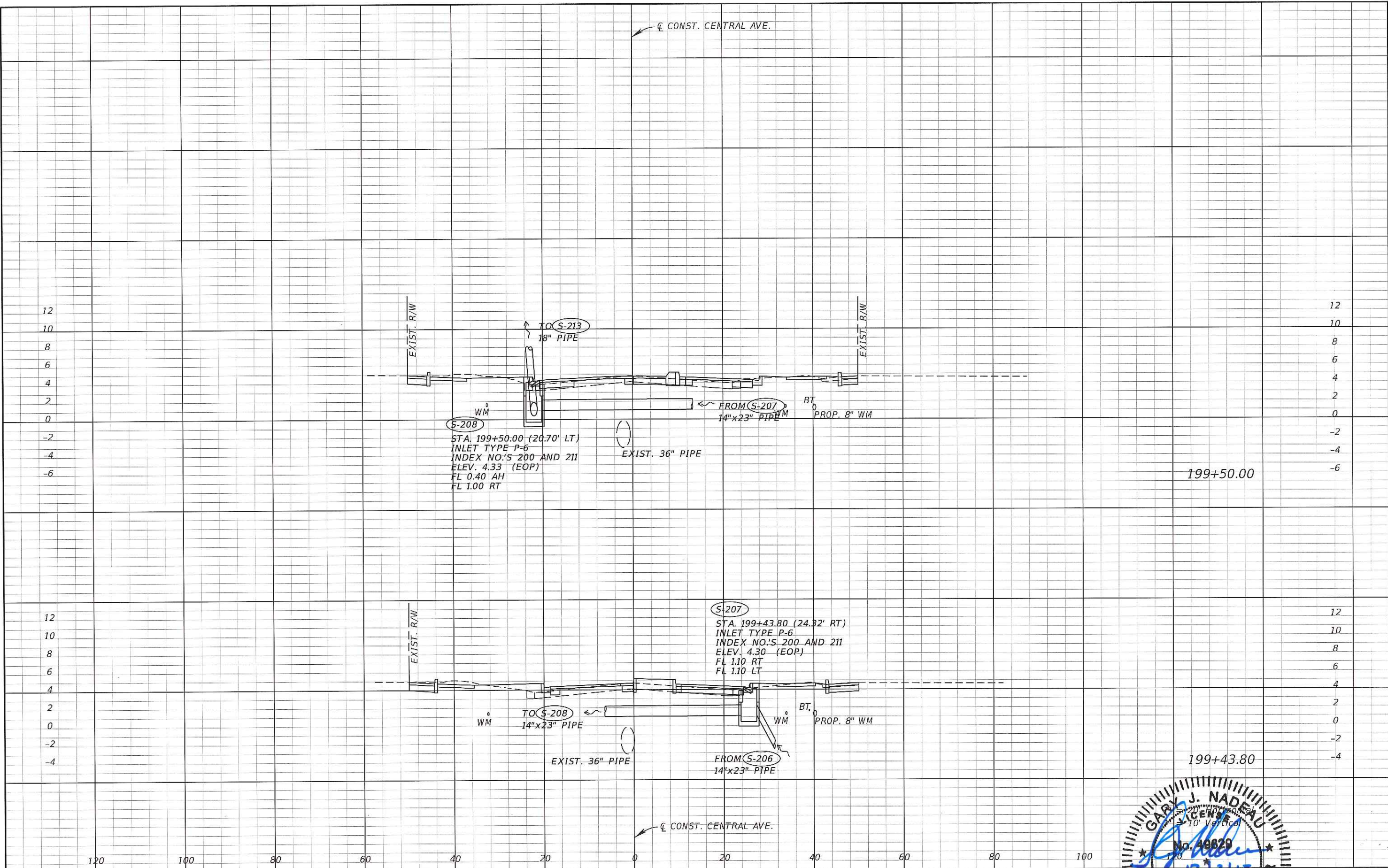
Kimley»Horn

GARY J. NADGAU, P.E.
 P.E. LICENSE NUMBER: 49629
 1777 MAIN STREET, SUITE 200
 SARASOTA, FLORIDA 34236
 PHONE (941) 375-7600
 CERTIFICATE OF AUTHORIZATION: 00000696

CITY OF NAPLES
 CENTRAL AVENUE

GARY J. NADGAU
 LICENSE No. 49629
 STATE OF FLORIDA
 PROFESSIONAL ENGINEER

SHEET NO.
 40



REVISIONS	
DATE	DESCRIPTION

Kimley»Horn

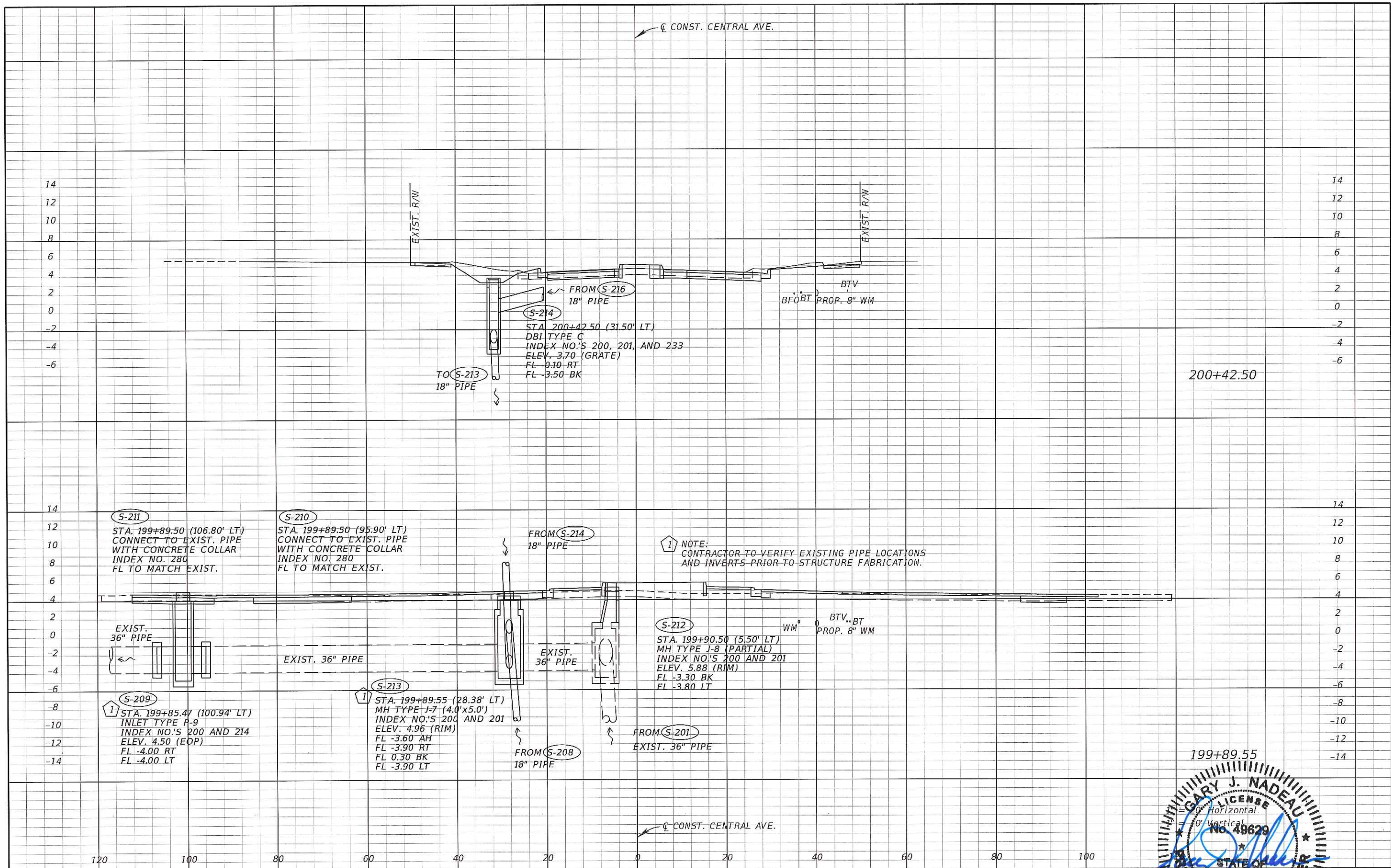
GARY J. NADEAU, P.E.
 P.E. LICENSE NUMBER: 49829
 1777 MAIN STREET, SUITE 200
 SARASOTA, FLORIDA 34236
 PHONE (941) 379-7600
 CERTIFICATE OF AUTHORIZATION: 00000696

CITY OF NAPLES
 CENTRAL AVENUE

DRAINAGE

GARY J. NADEAU
 P.E. LICENSE NUMBER: 49829
 No. 49829
 12/31/15
 STATE OF FLORIDA
 PROFESSIONAL ENGINEER

SHEET NO.
 41



REVISIONS			
DATE	DESCRIPTION	DATE	DESCRIPTION

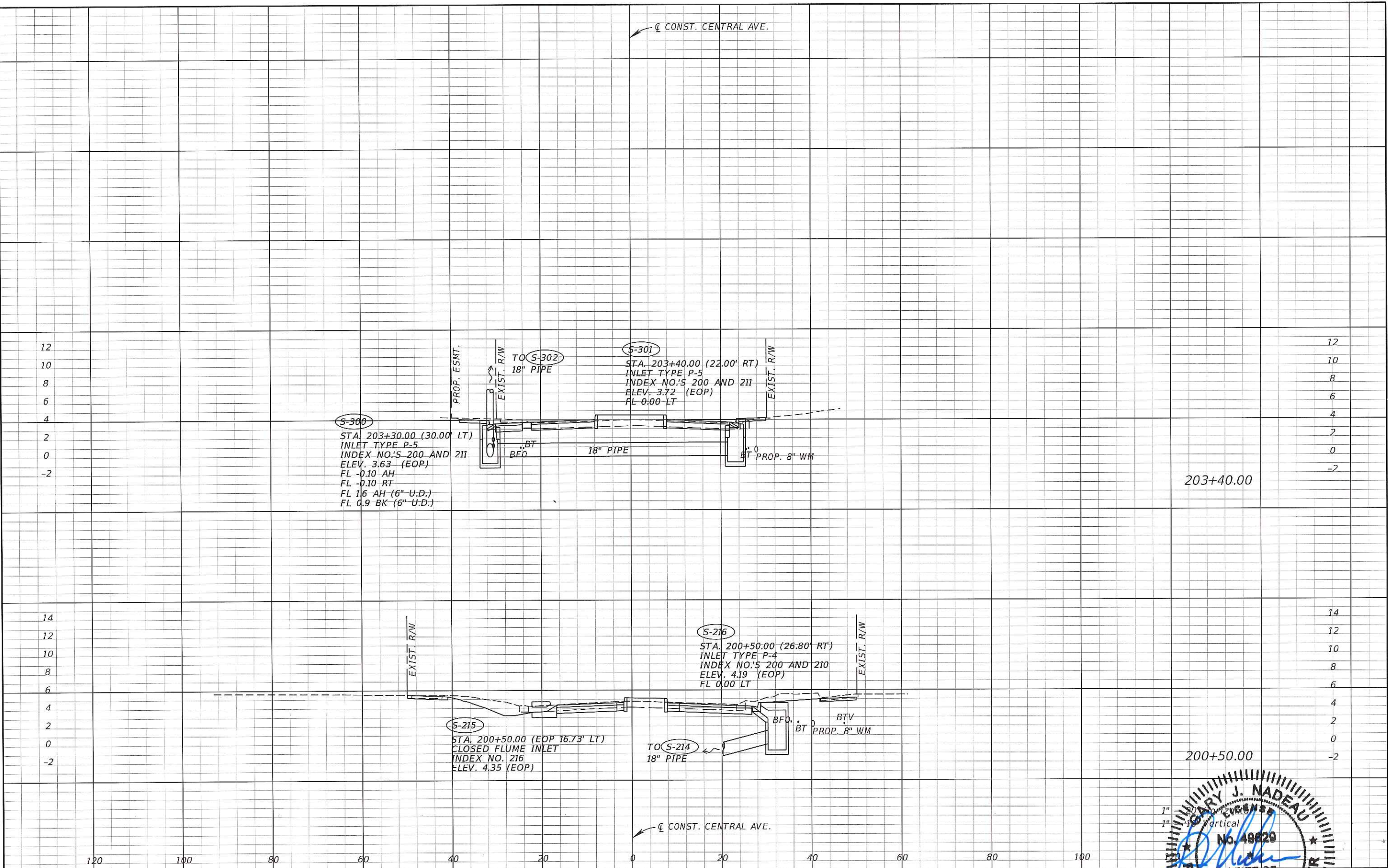
Kimley»Horn

GARY J. NADEAU, P.E.
 P.E. LICENSE NUMBER: 49629
 1777 MAIN STREET, SUITE 200
 SARASOTA, FLORIDA 34236
 PHONE (941) 379-7600
 CERTIFICATE OF AUTHORIZATION: 00006656

CITY OF NAPLES
 CENTRAL AVENUE

GARY J. NADEAU
 LICENSE
 Horizontal
 No. 49629
 STATE OF FLORIDA
 PROFESSIONAL ENGINEER

SHEET NO.
 42




REVISIONS	
DATE	DESCRIPTION

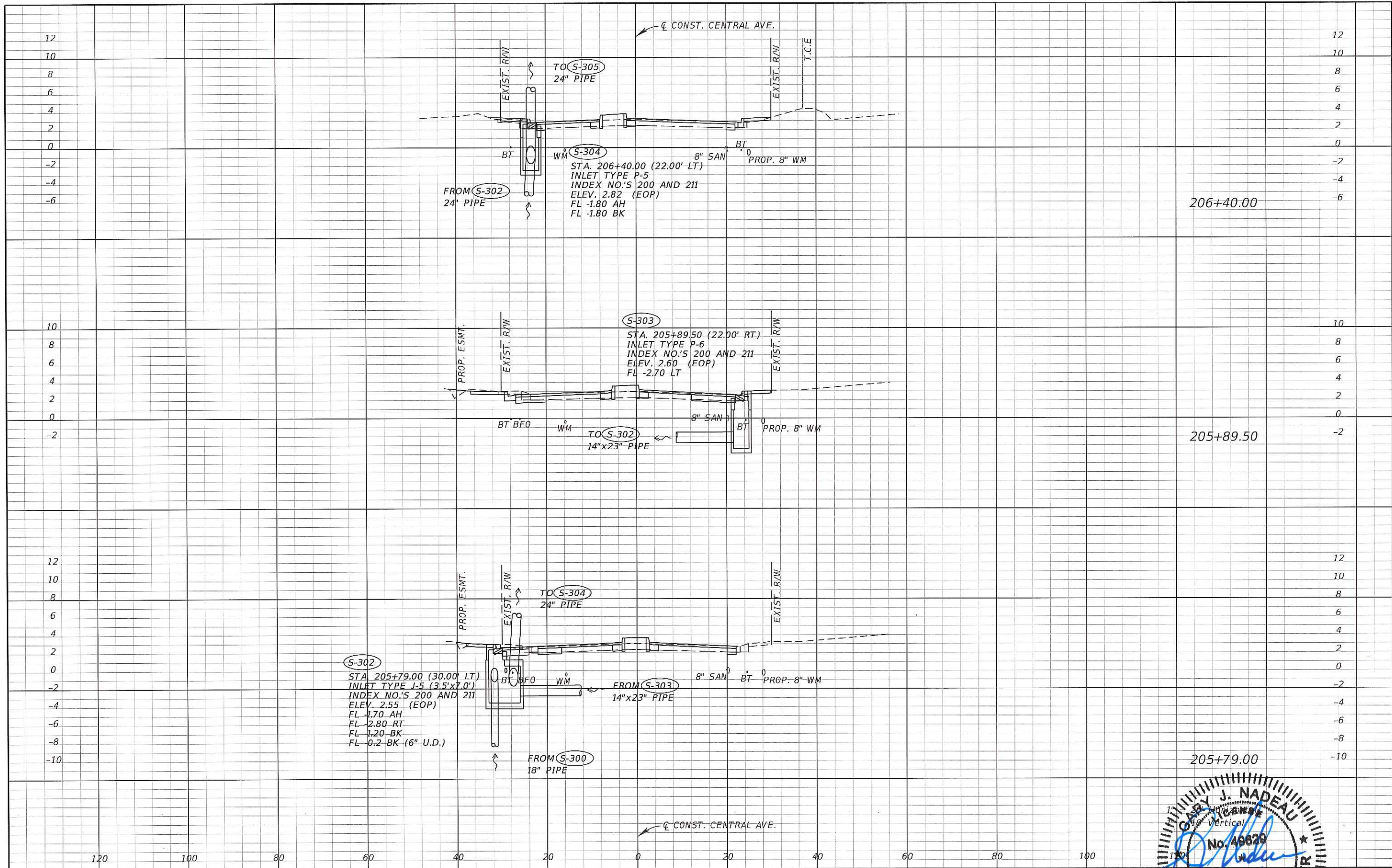
Kimley»Horn
GARY J. NADEAU, P.E.
P.E. LICENSE NUMBER: 49629
177 MAIN STREET, SUITE 200
SARASOTA, FLORIDA 34236
PHONE (941) 379-7600
CERTIFICATE OF AUTHORIZATION: 00006596

CITY OF NAPLES
CENTRAL AVENUE

DRAINAGE STRUCTURES

SHEET NO.
43





REVISIONS	
DATE	DESCRIPTION

Kimley»Horn


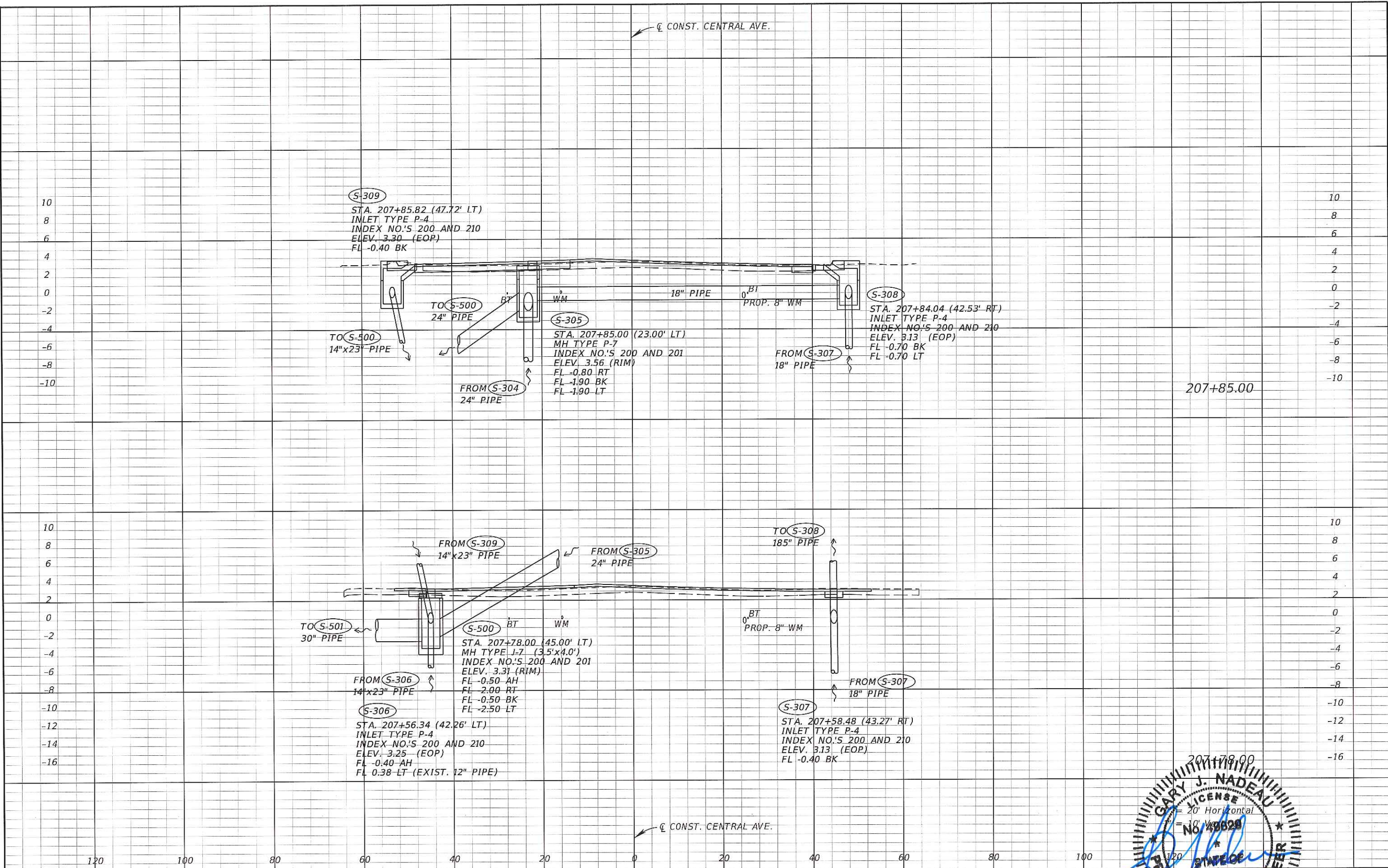
GARY J. NADEAU, P.E.
 P.E. LICENSE NUMBER: 49629
 1777 MAIN STREET, SUITE 200
 SARASOTA, FLORIDA 34236
 PHONE (941) 570-7600
 CERTIFICATE OF AUTHORIZATION: 00000696

CITY OF NAPLES
 CENTRAL AVENUE

DRAINAGE

GARY J. NADEAU
 P.E. LICENSE
 No. 49629
 STATE OF FLORIDA
 PROFESSIONAL ENGINEER

SHEET NO.
 44



REVISIONS	
DATE	DESCRIPTION

Kimley»Horn

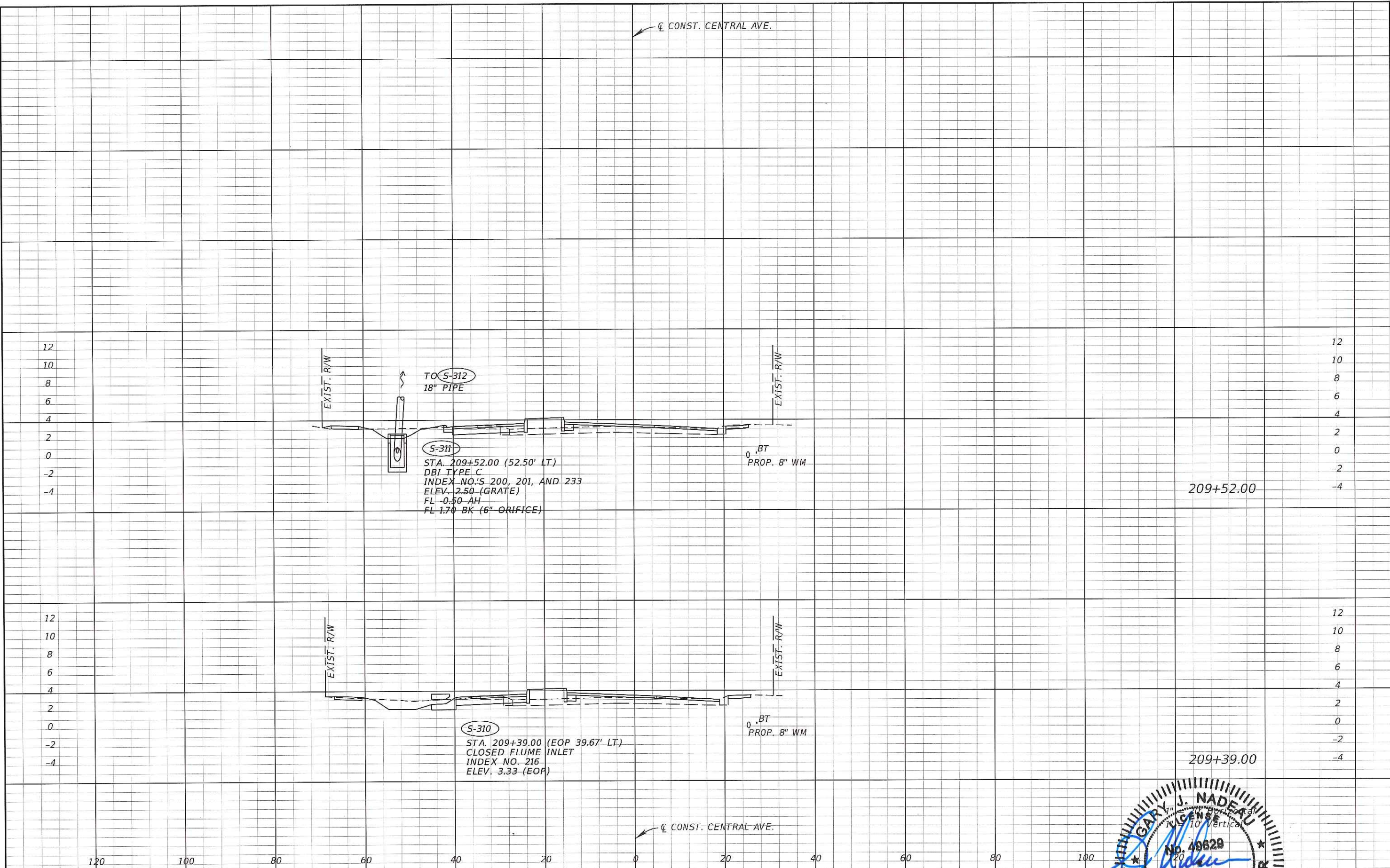
GARY J. NADEAU, P.E.
 P.E. LICENSE NUMBER: 49829
 1777 MAIN STREET, SUITE 200
 SARASOTA, FLORIDA 34236
 PHONE (941) 379-7600
 CERTIFICATE OF AUTHORIZATION: 00000666

CITY OF NAPLES

CENTRAL AVENUE

DRAINAGE

SHEET NO.
45



REVISIONS	
DATE	DESCRIPTION

Kimley»Horn

GARY J. NADEAU, P.E.
 P.E. LICENSE NUMBER: 49629
 1777 MAIN STREET, SUITE 200
 SARASOTA, FLORIDA 34236
 PHONE (941) 379-7600
 CERTIFICATE OF AUTHORIZATION: 00006696

CITY OF NAPLES
 CENTRAL AVENUE

GARY J. NADEAU
 LICENSE
 No. 49629
 12/15/15
 PROFESSIONAL ENGINEER
 STATE OF FLORIDA

SHEET NO.
 46



NOTE:
CONTRACTOR TO VERIFY EXISTING PIPE LOCATIONS
AND INVERTS PRIOR TO STRUCTURE FABRICATION.

TO S-401
EXIST. PIPE
SIZE UNKNOWN

S-401
STA. 211+39.15 (91.43' LT)
INLET TYPE P-6
INDEX NO.'S 200 AND 211
ELEV. 3.23 (EOP)
FL -0.25 LT
FL -0.25 RT

S-400
STA. 211+38.80 (72.10' LT)
MH TYPE P-7 (PARTIAL)
INDEX NO.'S 200 AND 201
ELEV. 3.17 (RIM)
FL -0.30 AH
FL -0.30 LT

EXIST. 18" PIPE

PROP. 8" WM

211+38.80

S-312
STA. 210+02.00 (40.57' LT)
INLET TYPE P-3
INDEX NO.'S 200 AND 210
ELEV. 3.15 (EOP)
FL -1.00 RT
FL -1.00 BK

EXIST. R/W

S-315
STA. 210+10.50 (5.90' LT)
CONNECT TO EXIST. PIPE
WITH CONCRETE COLLAR
INDEX NO. 280
FL TO MATCH EXIST

EXIST. 18" PIPE

S-313
STA. 210+02.00 (17.47' RT)
INLET TYPE P-6
INDEX NO.'S 200 AND 211
ELEV. 2.83 (EOP)
FL -1.00 LT

EXIST. R/W

PROP. 8" WM

210+02.00

FROM S-311
18" PIPE

S-314
STA. 210+04.50 (5.50' LT)
MH TYPE P-7
INDEX NO.'S 200 AND 201
ELEV. 3.41 (RIM)
FL -1.10 AH
FL -1.10 RT
FL -1.10 LT

REVISIONS	
DATE	DESCRIPTION

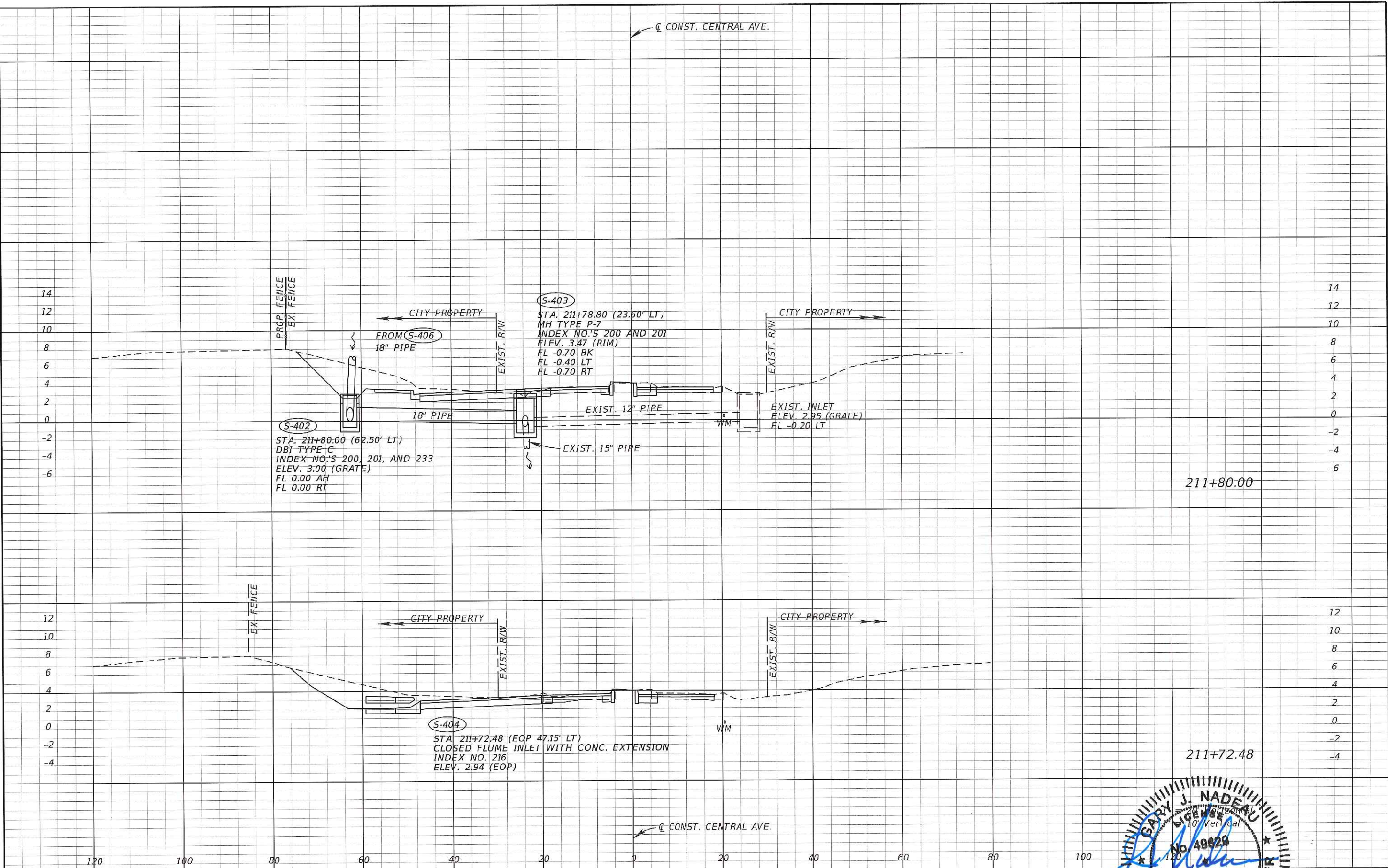
Kimley»Horn

GARY J. NADEAU, P.E.
P.E. LICENSE NUMBER: 49629
1777 MAIN STREET, SUITE 300
SARASOTA, FLORIDA 34236
PHONE (941) 378-7600
CERTIFICATE OF AUTHORIZATION: 00006696

CITY OF NAPLES
CENTRAL AVENUE

GARY J. NADEAU
LICENSE
No. 49629
12/31/15
PROFESSIONAL ENGINEER
FLORIDA

SHEET NO.
47



S-402
 STA. 211+80.00 (62.50' LT)
 DBI TYPE C
 INDEX NO'S 200, 201, AND 233
 ELEV. 3.00 (GRATE)
 FL 0.00 AH
 FL 0.00 RT

S-403
 STA. 211+78.80 (23.60' LT)
 MH TYPE P-7
 INDEX NO'S 200 AND 201
 ELEV. 3.47 (RIM)
 FL -0.70 BK
 FL -0.40 LT
 FL -0.70 RT

S-404
 STA. 211+72.48 (EOP 47.15' LT)
 CLOSED FLUME INLET WITH CONC. EXTENSION
 INDEX NO. 216
 ELEV. 2.94 (EOP)

FROM S-406
 18" PIPE

18" PIPE
 EXIST. 12" PIPE
 EXIST. 15" PIPE
 EXIST. INLET
 ELEV. 2.95 (GRATE)
 FL -0.20 LT

PROP. FENCE
 EX. FENCE
 CITY PROPERTY
 EXIST. R/W
 WM
 CONST. CENTRAL AVE.

211+80.00
 211+72.48

REVISIONS	
DATE	DESCRIPTION

Kimley»Horn

GARY J. NADEAU, P.E.
 P.E. LICENSE NUMBER: 49629
 1777 MAIN STREET, SUITE 200
 SARASOTA, FLORIDA 34236
 PHONE (941) 379-7400
 CERTIFICATE OF AUTHORIZATION: 00000696

CITY OF NAPLES

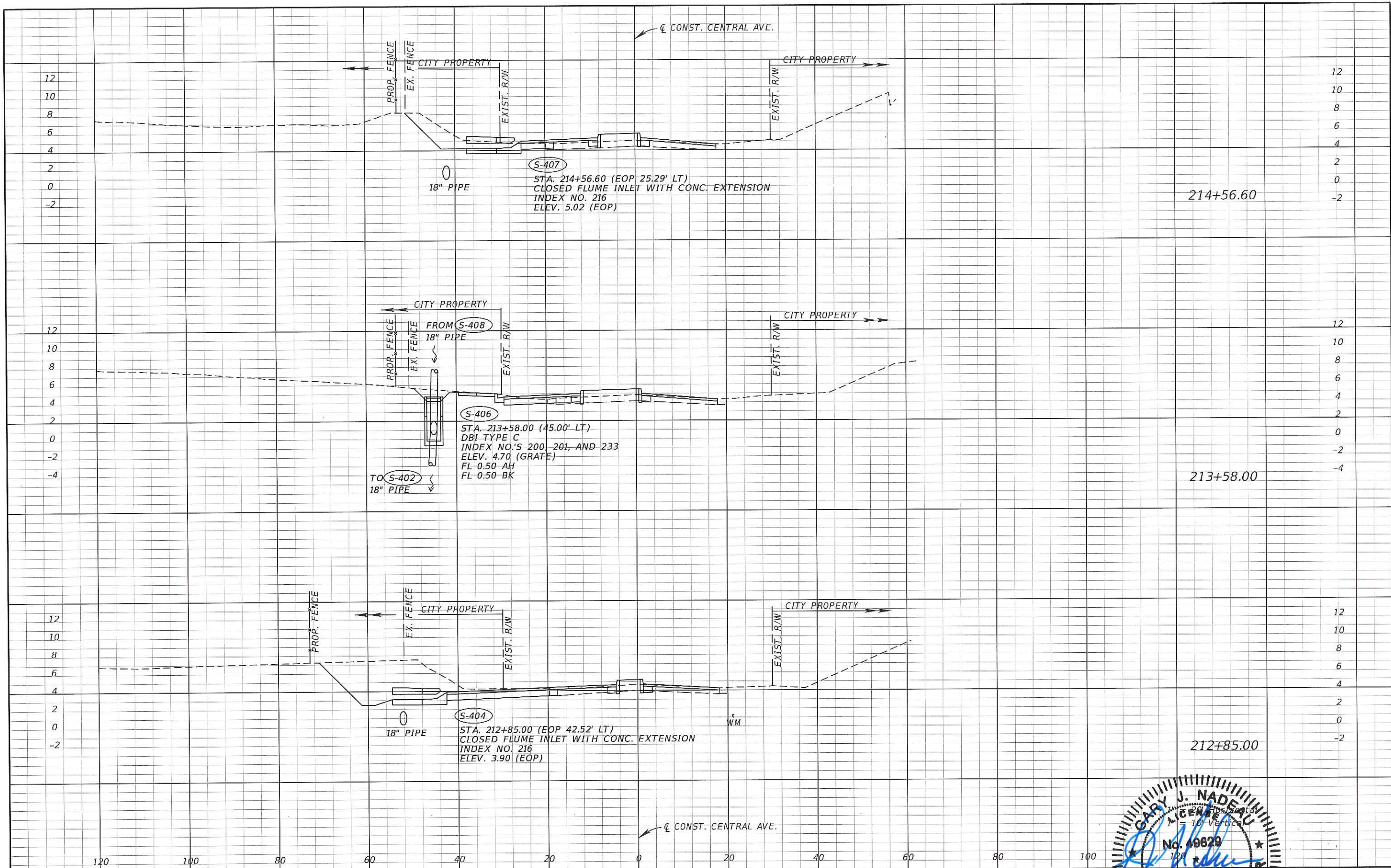
CENTRAL AVENUE

GARY J. NADEAU
 LICENSE No. 49629
 STATE OF FLORIDA
 PROFESSIONAL ENGINEER

DRAINAGE

SHEET NO.

48



REVISIONS			
DATE	DESCRIPTION	DATE	DESCRIPTION


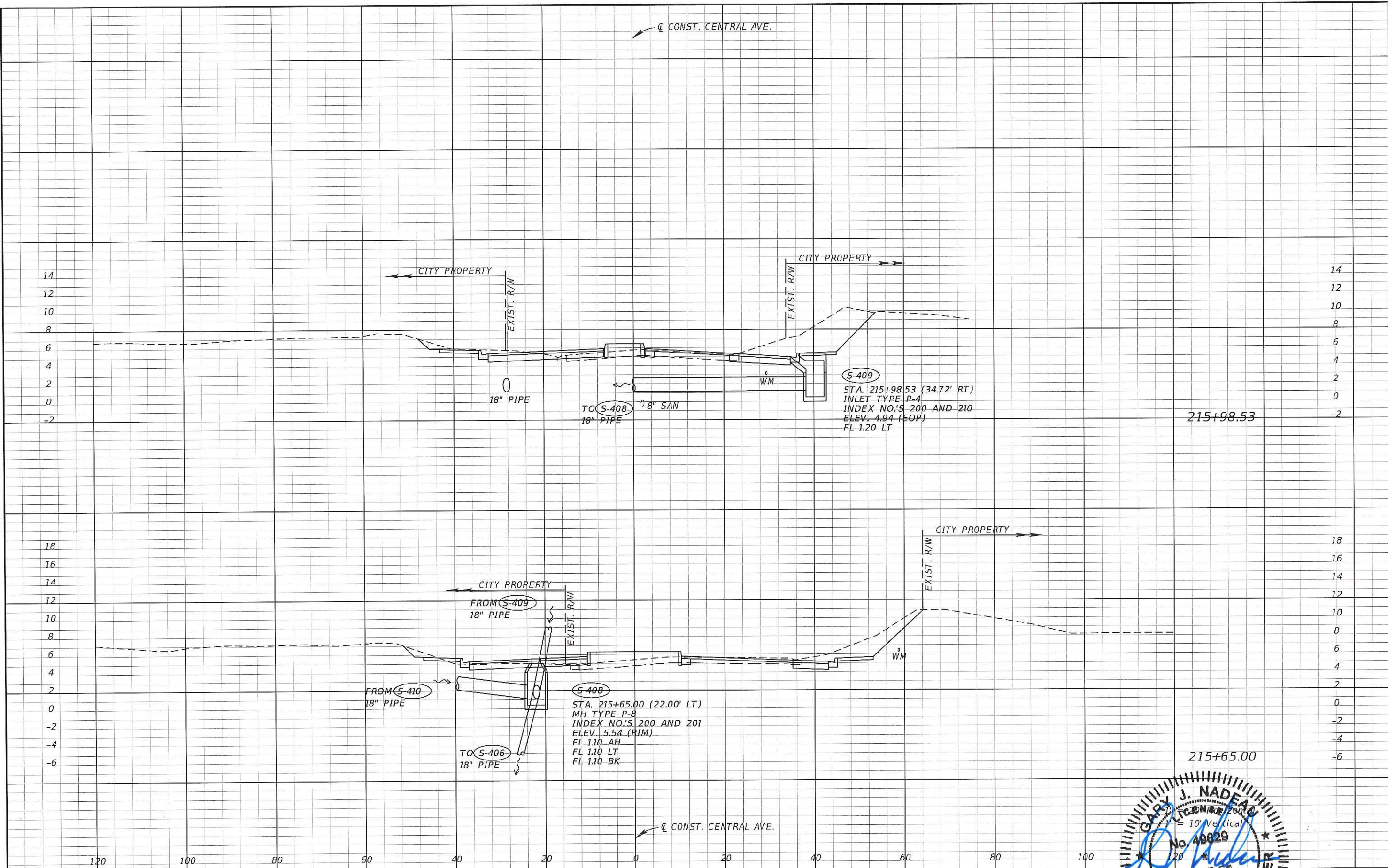
Kimley»Horn

GARY J. NADEAU, P.E.
 P.E. LICENSE NUMBER: 49829
 1777 MAIN STREET, SUITE 200
 SARASOTA, FLORIDA 34236
 PHONE (941) 379-7600
 CERTIFICATE OF AUTHORIZATION: 00000696

CITY OF NAPLES
 CENTRAL AVENUE

GARY J. NADEAU
 LICENSE No. 49829
 STATE OF FLORIDA
 PROFESSIONAL ENGINEER

SHEET NO.
 49

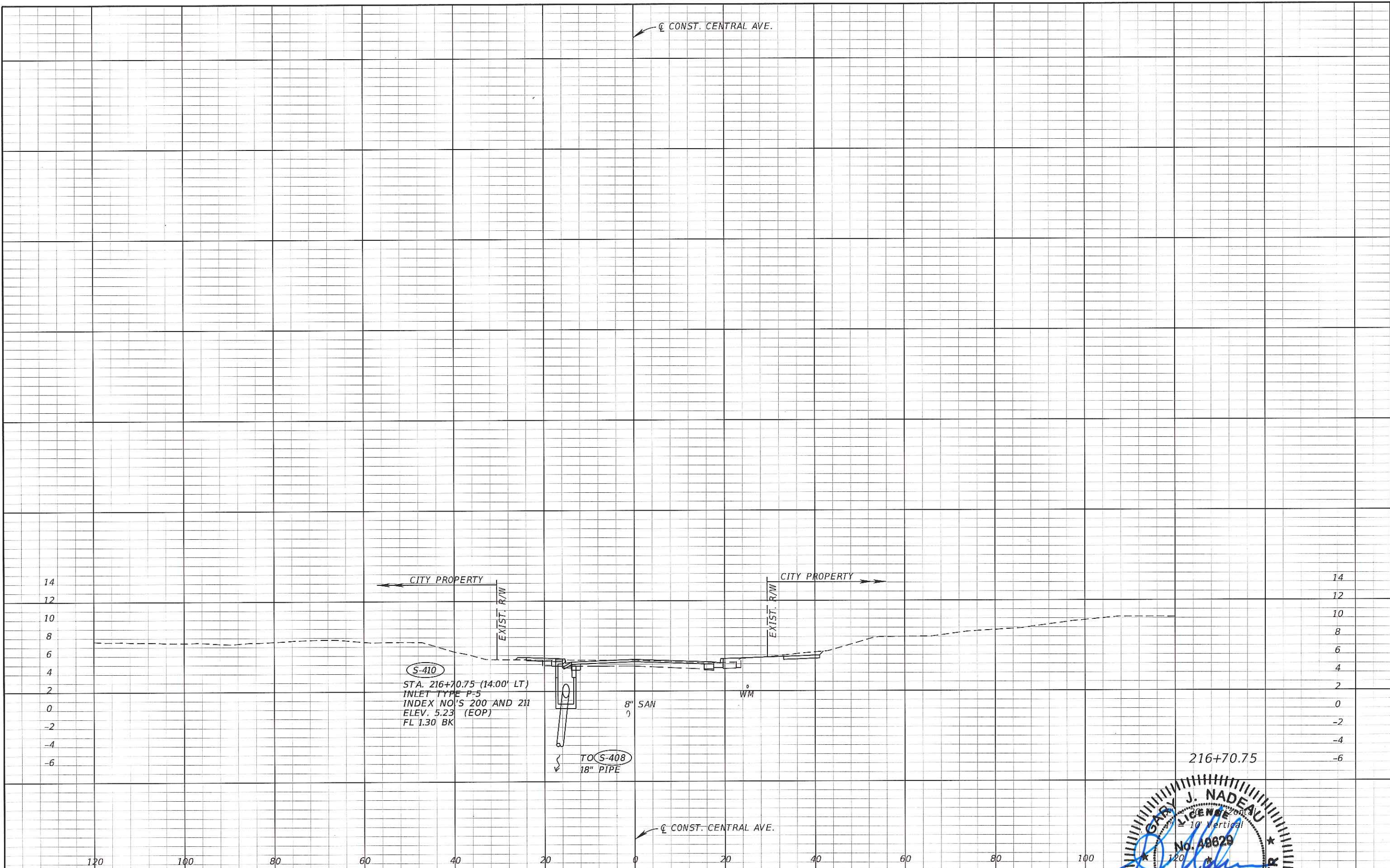


REVISIONS	
DATE	DESCRIPTION

Kimley»Horn
GARY J. NADEAU, P.E.
 P.E. LICENSE NUMBER: 48629
 1777 MAIN STREET, SUITE 200
 SARASOTA, FLORIDA 34236
 PHONE (941) 379-7600
 CERTIFICATE OF AUTHORIZATION: 00000696

CITY OF NAPLES
 CENTRAL AVENUE


DRAINAGE
 SHEET NO.
 50



S-410
 STA. 216+70.75 (14.00' LT)
 INLET TYPE P-5
 INDEX NO'S 200 AND 211
 ELEV. 5.23 (EOP)
 FL 1.30 BK

TO S-408
 18" PIPE

216+70.75



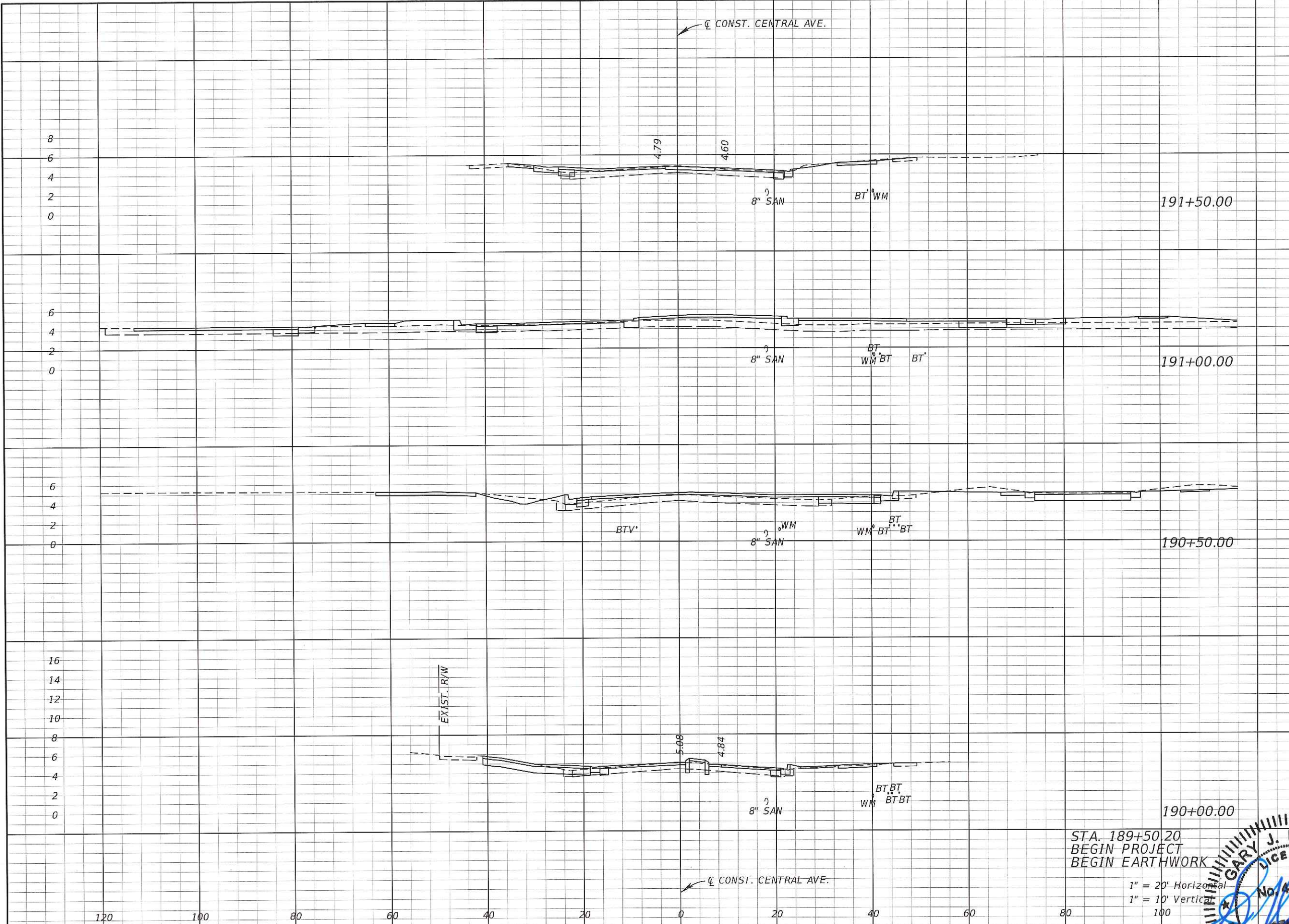
REVISIONS	
DATE	DESCRIPTION

Kimley»Horn
 GARY J. NADEAU, P.E.
 P.E. LICENSE NUMBER: 48829
 1777 MAIN STREET, SUITE 200
 SARASOTA, FLORIDA 34236
 PHONE (941) 379-7600
 CERTIFICATE OF AUTHORIZATION: 00000696

CITY OF NAPLES
 CENTRAL AVENUE

DRAINAGE


SHEET NO.
 51



Regular		Exc.		Embankment	
A	V	A	V	A	V
18	45	1		1	42
31	81	44			50
57	81	10		10	
31	29	1			1

STA. 189+50.20
 BEGIN PROJECT
 BEGIN EARTHWORK

1" = 20' Horizontal
 1" = 10' Vertical

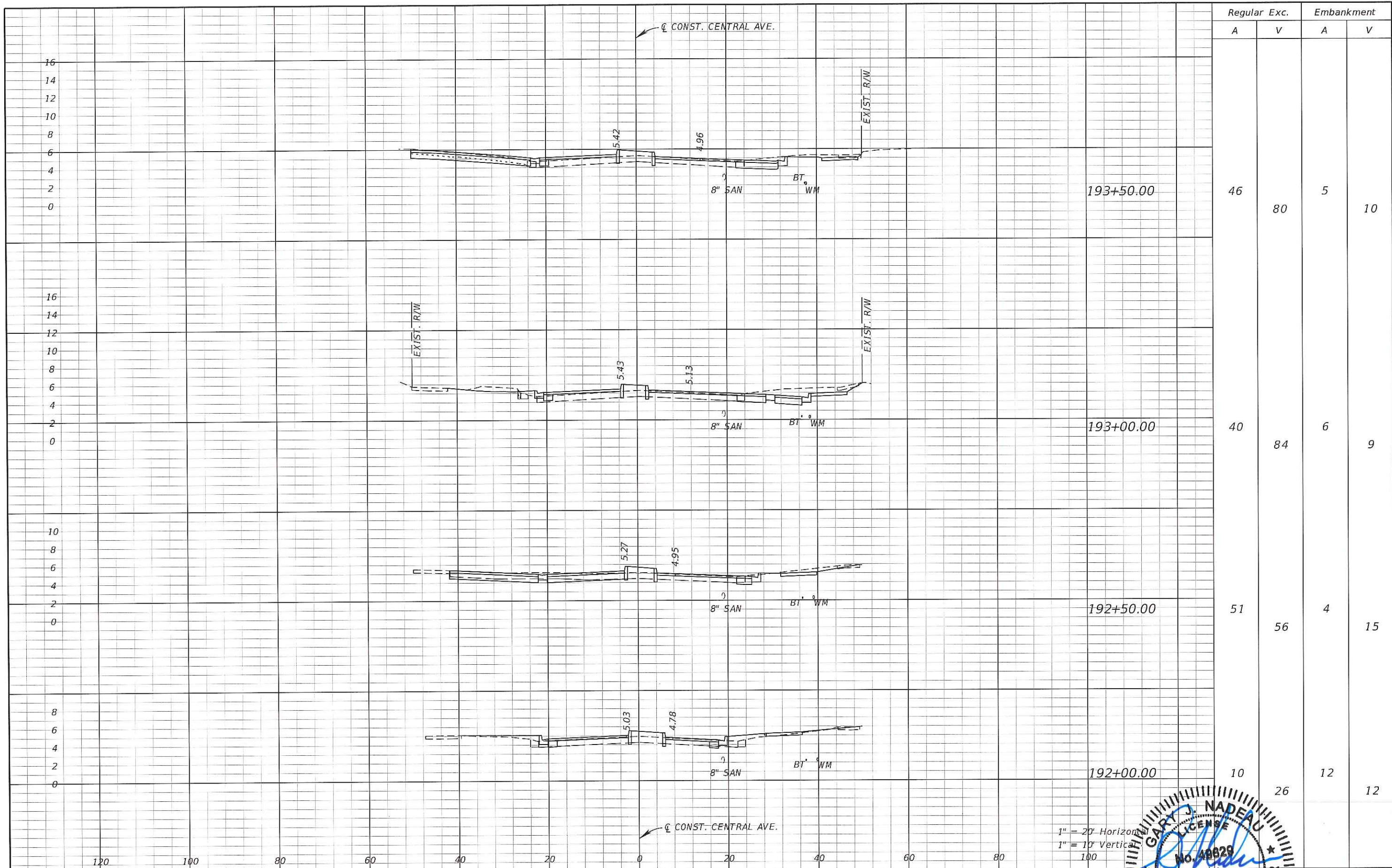


REVISIONS			
DATE	DESCRIPTION	DATE	DESCRIPTION

Kimley»Horn
GARY J. NADEAU, P.E.
 P.E. LICENSE NUMBER: 49629
 1777 MAIN STREET, SUITE 200
 SARASOTA, FLORIDA 34236
 PHONE (941) 379-7600
 CERTIFICATE OF AUTHORIZATION: 00000696

CITY OF NAPLES
 CENTRAL AVENUE

SHEET NO.
 52



Regular		Exc.		Embankment	
A	V	A	V	A	V
46	80	5	10		
40	84	6	9		
51	56	4	15		
10	26	12	12		

REVISIONS			
DATE	DESCRIPTION	DATE	DESCRIPTION

Kimley»Horn


GARY J. NADEAU, P.E.
 P.E. LICENSE NUMBER: 49829
 1777 MAIN STREET, SUITE 200
 SARASOTA, FLORIDA 34236
 PHONE (941) 379-7600
 CERTIFICATE OF AUTHORIZATION: 00000696

CITY OF NAPLES
 CENTRAL AVENUE

1" = 20' Horizontal
 1" = 10' Vertical
 100

GARY J. NADEAU
 LICENSE No. 49829
 12/31/15
 STATE OF FLORIDA
 PROFESSIONAL ENGINEER

SHEET NO. 53



REVISIONS			
DATE	DESCRIPTION	DATE	DESCRIPTION

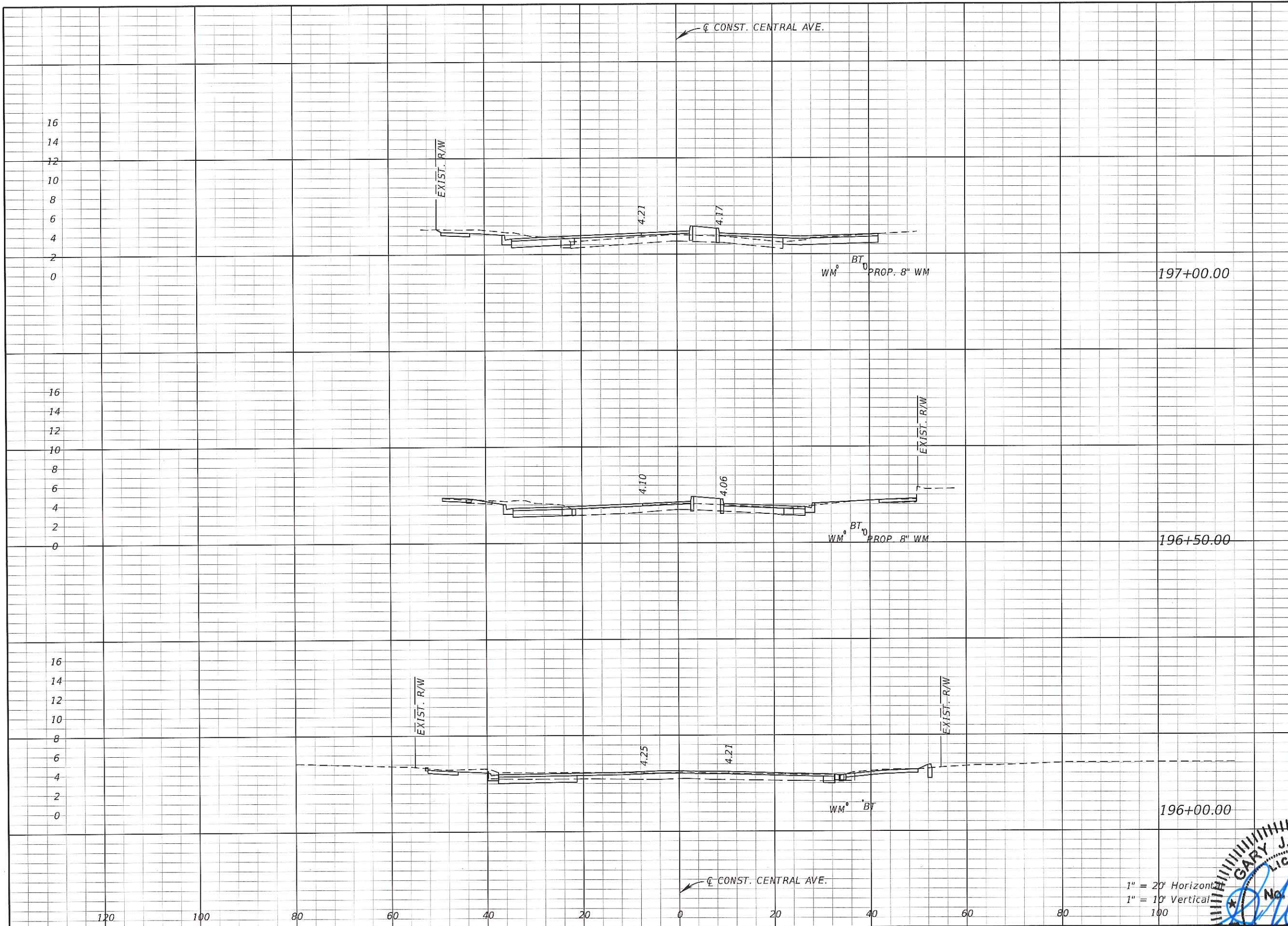
Kimley»Horn
GARY J. NADEAU, P.E.
 P.E. LICENSE NUMBER: 48629
 1777 MAIN STREET, SUITE 200
 SARASOTA, FLORIDA 34236
 PHONE (941) 379-7600
 CERTIFICATE OF AUTHORIZATION: 00000696

CITY OF NAPLES
 CENTRAL AVENUE

1" = 20' Horizontal
 1" = 10' Vertical
 100

GARY J. NADEAU
 LICENSE
 No. 48629
 12/3/15
 STATE OF FLORIDA
 PROFESSIONAL ENGINEER

SHEET NO.
 54




Regular Exc.		Embankment	
A	V	A	V
36	63	12	16
32	69	5	5
42	16	0	0

REVISIONS			
DATE	DESCRIPTION	DATE	DESCRIPTION

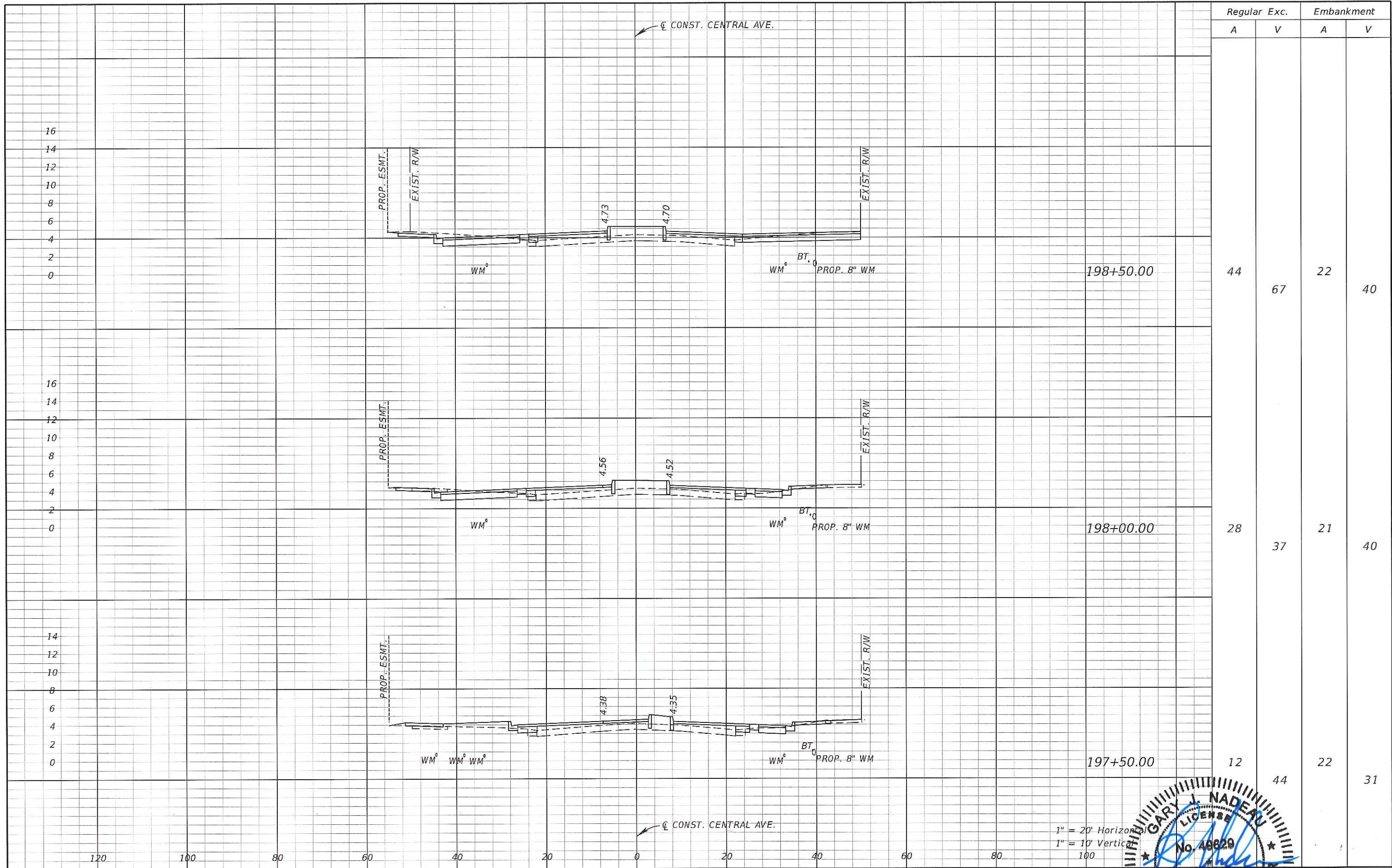
Kimley»Horn
GARY J. NADEAU, P.E.
 P.E. LICENSE NUMBER: 49629
 3777 MAIN STREET, SUITE 200
 SARASOTA, FLORIDA 34236
 PHONE (941) 379-7600
 CERTIFICATE OF AUTHORIZATION: 00000696

CITY OF NAPLES
 CENTRAL AVENUE

12/3/2015 3:31:34 PM
 K:\SAR_Roadway\048320.002 Central Ave Improvements\04832000200\roadway\RD\XSRD01.



SHEET NO.
 55




Regular Exc. Embankment

A V A V

44	67	22	40
28	37	21	40
12	44	22	31

1" = 20' Horizontal
1" = 10' Vertical




REVISIONS			
DATE	DESCRIPTION	DATE	DESCRIPTION

Kimley»Horn
GARY J. NADEAU, P.E.
 P.E. LICENSE NUMBER: 49829
 1777 MAIN STREET, SUITE 200
 SARASOTA, FLORIDA 34236
 PHONE (941) 379-7600
 CERTIFICATE OF AUTHORIZATION: 00000696

CITY OF NAPLES
 CENTRAL AVENUE

CROSS SECTION

SHEET NO.
56



Regular		Exc.		Embankment	
A	V	A	V	A	V
64	97	29			31
41	69	5			21
34	72	18			37

1" = 20' Horizontal
 1" = 10' Vertical
 100



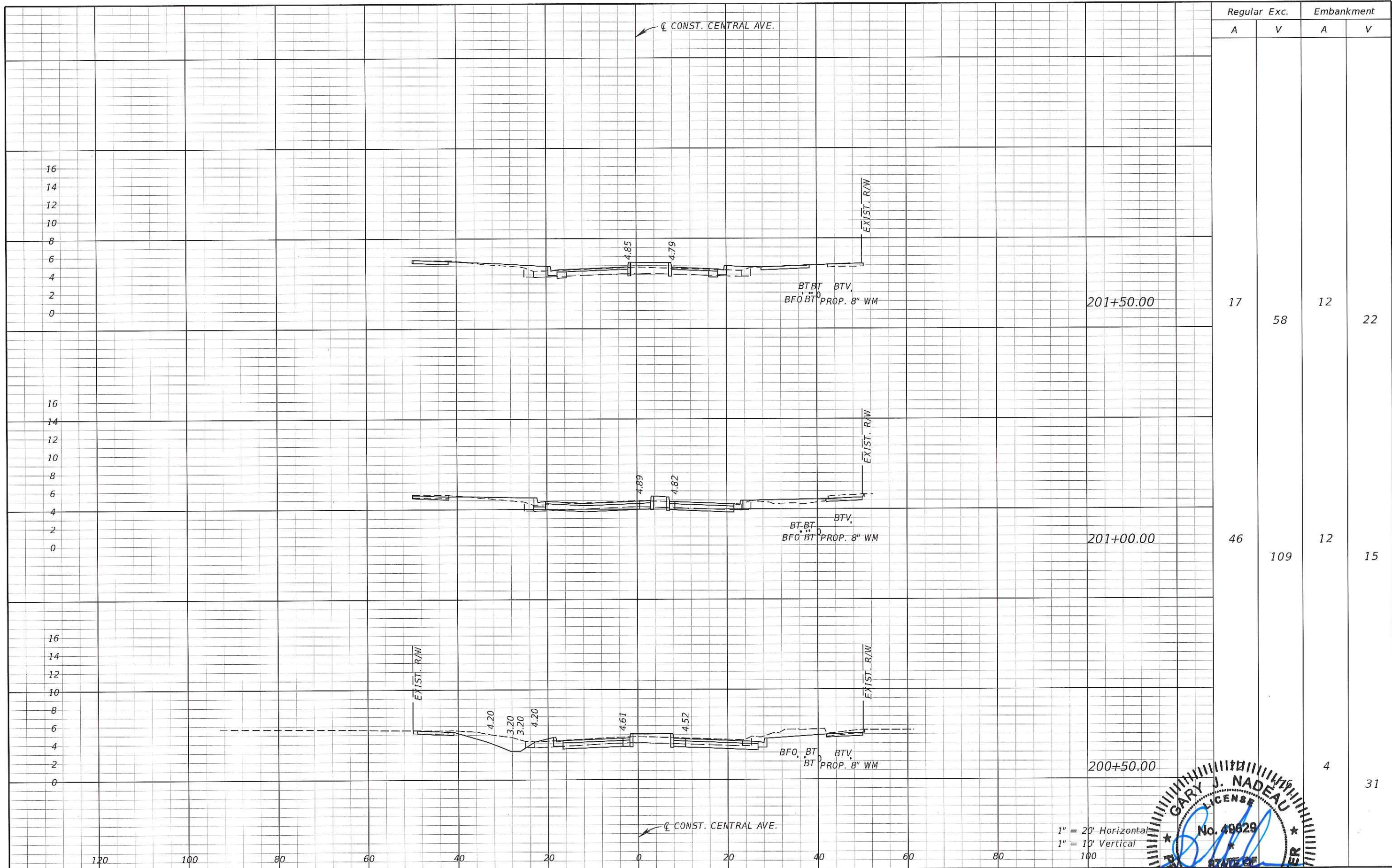
REVISIONS			
DATE	DESCRIPTION	DATE	DESCRIPTION

Kimley»Horn
GARY J. NADEAU, P.E.
 P.E. LICENSE NUMBER: 40829
 1777 MAIN STREET, SUITE 200
 SARASOTA, FLORIDA 34236
 PHONE (941) 379-7500
 CERTIFICATE OF AUTHORIZATION: 00000556

CITY OF NAPLES
 CENTRAL AVENUE

CROSS SECTIONS

SHEET NO.
 57



Regular Exc.		Embankment	
A	V	A	V
17	58	12	22
46	109	12	15
		4	31

1" = 20' Horizontal
 1" = 10' Vertical
 100



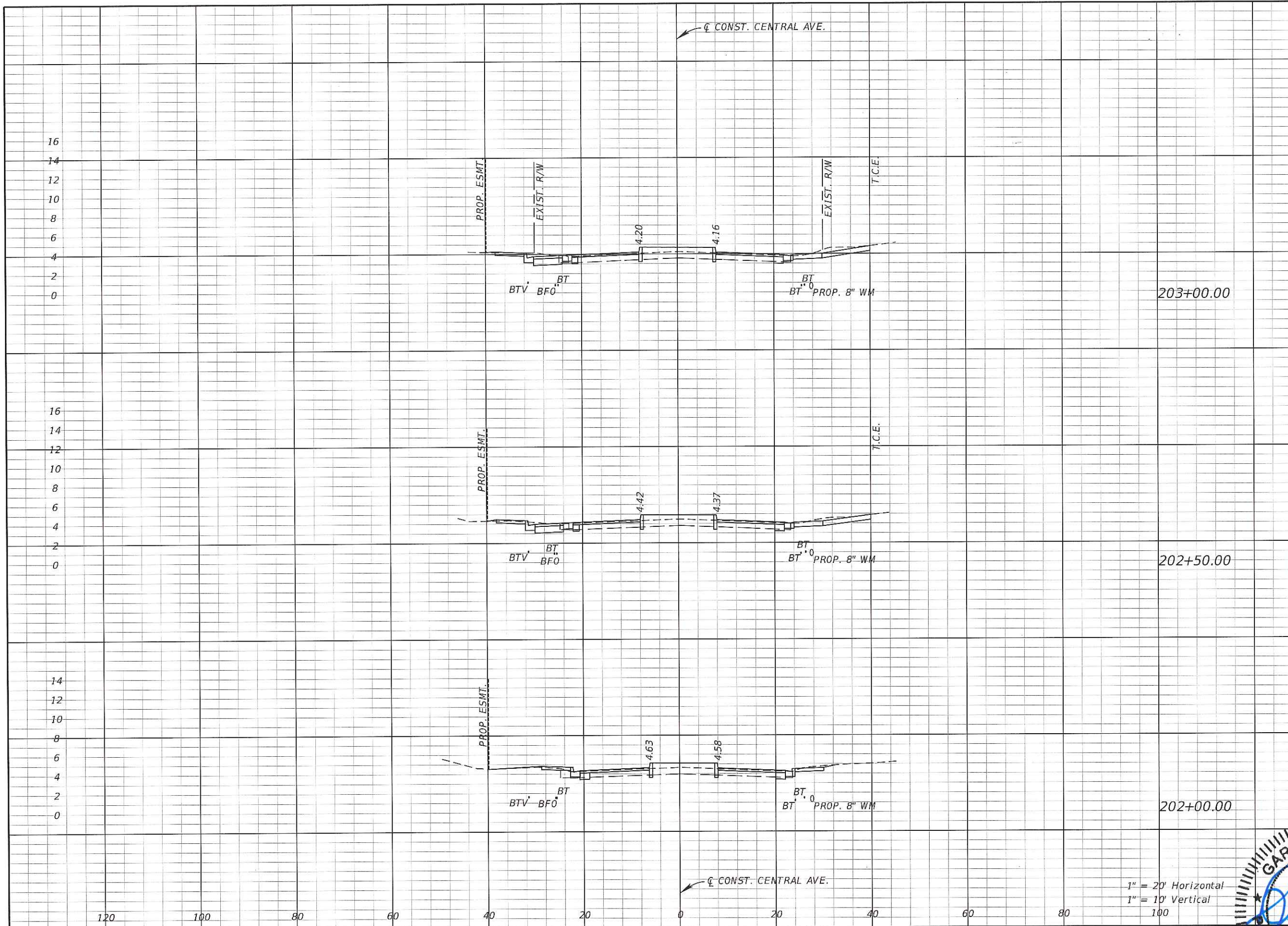
REVISIONS	
DATE	DESCRIPTION

Kimley»Horn
GARY J. NADEAU, P.E.
 P.E. LICENSE NUMBER: 49629
 1777 MAIN STREET, SUITE 200
 SARASOTA, FLORIDA 34236
 PHONE (941) 379-7600
 CERTIFICATE OF AUTHORIZATION: 00000696

CITY OF NAPLES
 CENTRAL AVENUE


CROSS SECTION

SHEET NO.
 58



Regular Exc.		Embankment	
A	V	A	V
30	55	8	15
29	41	8	14
15	30	7	18

1" = 20' Horizontal
 1" = 10' Vertical



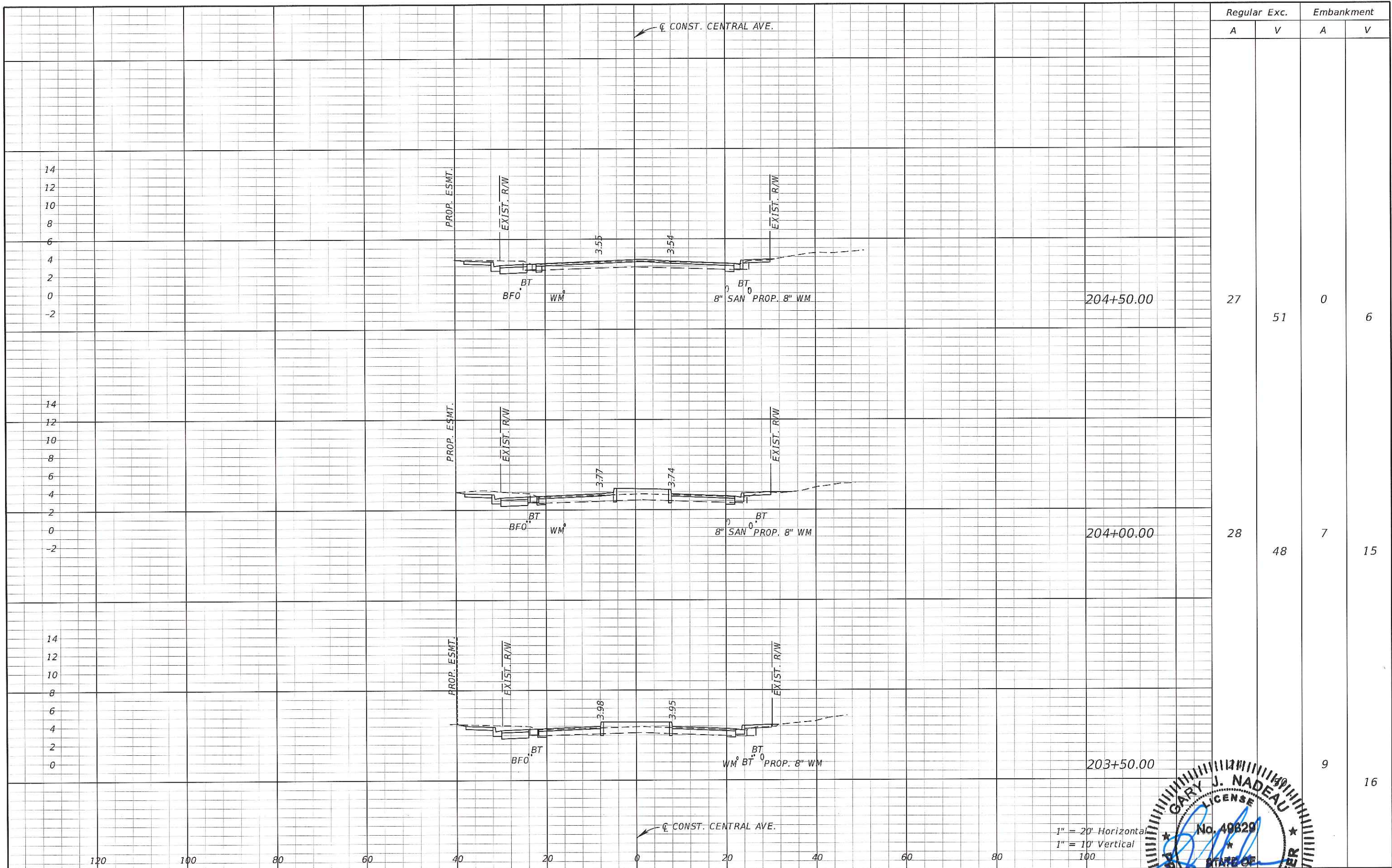
REVISIONS			
DATE	DESCRIPTION	DATE	DESCRIPTION

Kimley»Horn
GARY J. NADEAU, P.E.
 P.E. LICENSE NUMBER: 48629
 1777 MAIN STREET, SUITE 200
 SARASOTA, FLORIDA 34236
 PHONE (941) 379-7600
 CERTIFICATE OF AUTHORIZATION: 00000696

CITY OF NAPLES
 CENTRAL AVENUE


CROSS SECTION

SHEET NO.
 59



Regular Exc.		Embankment	
A	V	A	V
27	51	0	6
28	48	7	15
		9	16

1" = 20' Horizontal
 1" = 10' Vertical
 100

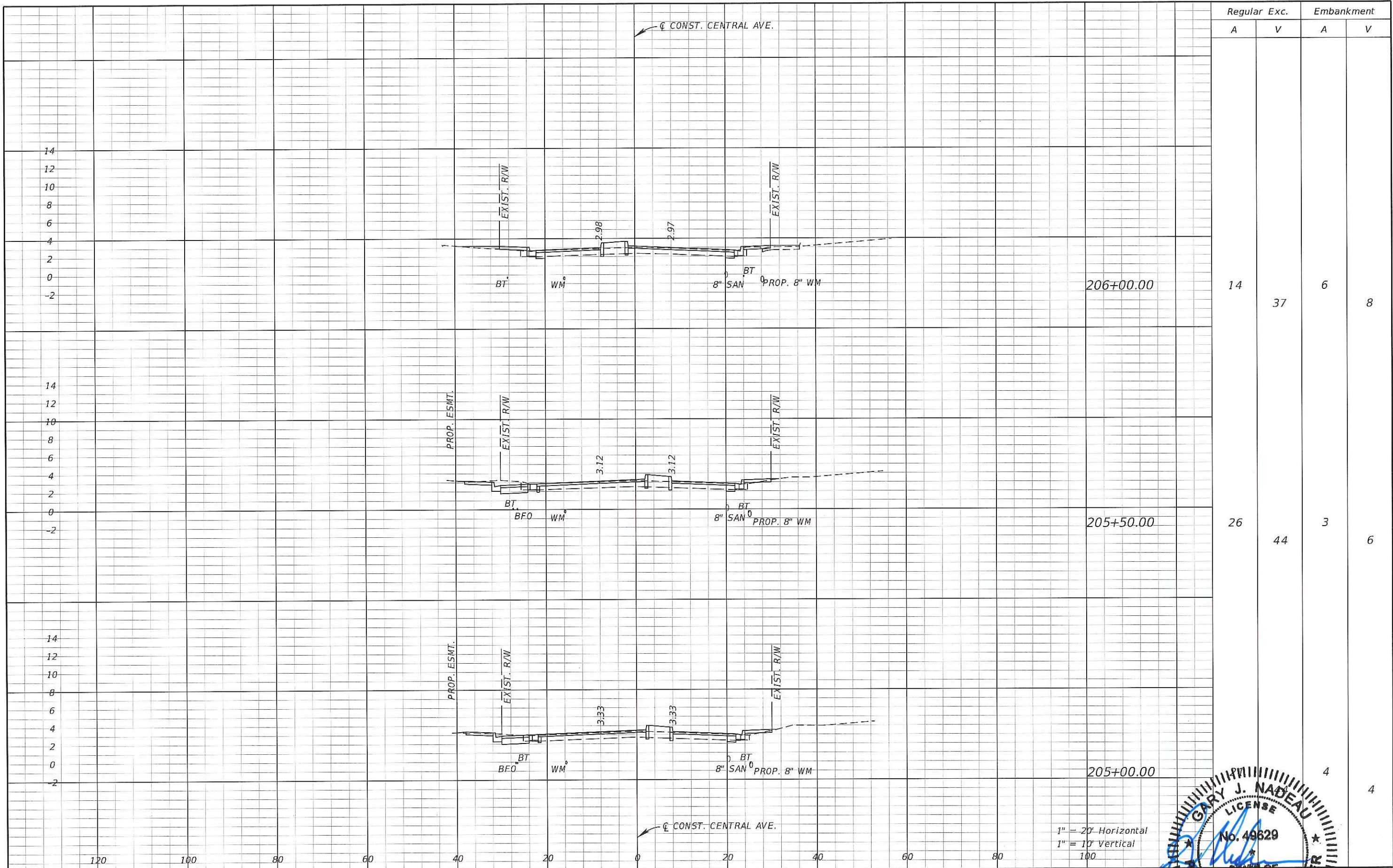


REVISIONS	
DATE	DESCRIPTION

Kimley»Horn
 GARY J. NADEAU, P.E.
 P.E. LICENSE NUMBER: 49829
 1777 MAIN STREET, SUITE 200
 SARASOTA, FLORIDA 34236
 PHONE (941) 379-7400
 CERTIFICATE OF AUTHORIZATION: 00000656

CITY OF NAPLES
 CENTRAL AVENUE

CROSS SECTION
 SHEET NO. 60



Regular Exc.		Embankment	
A	V	A	V
14	37	6	8
26	44	3	6
		4	4

1" = 20' Horizontal
 1" = 10' Vertical
 100

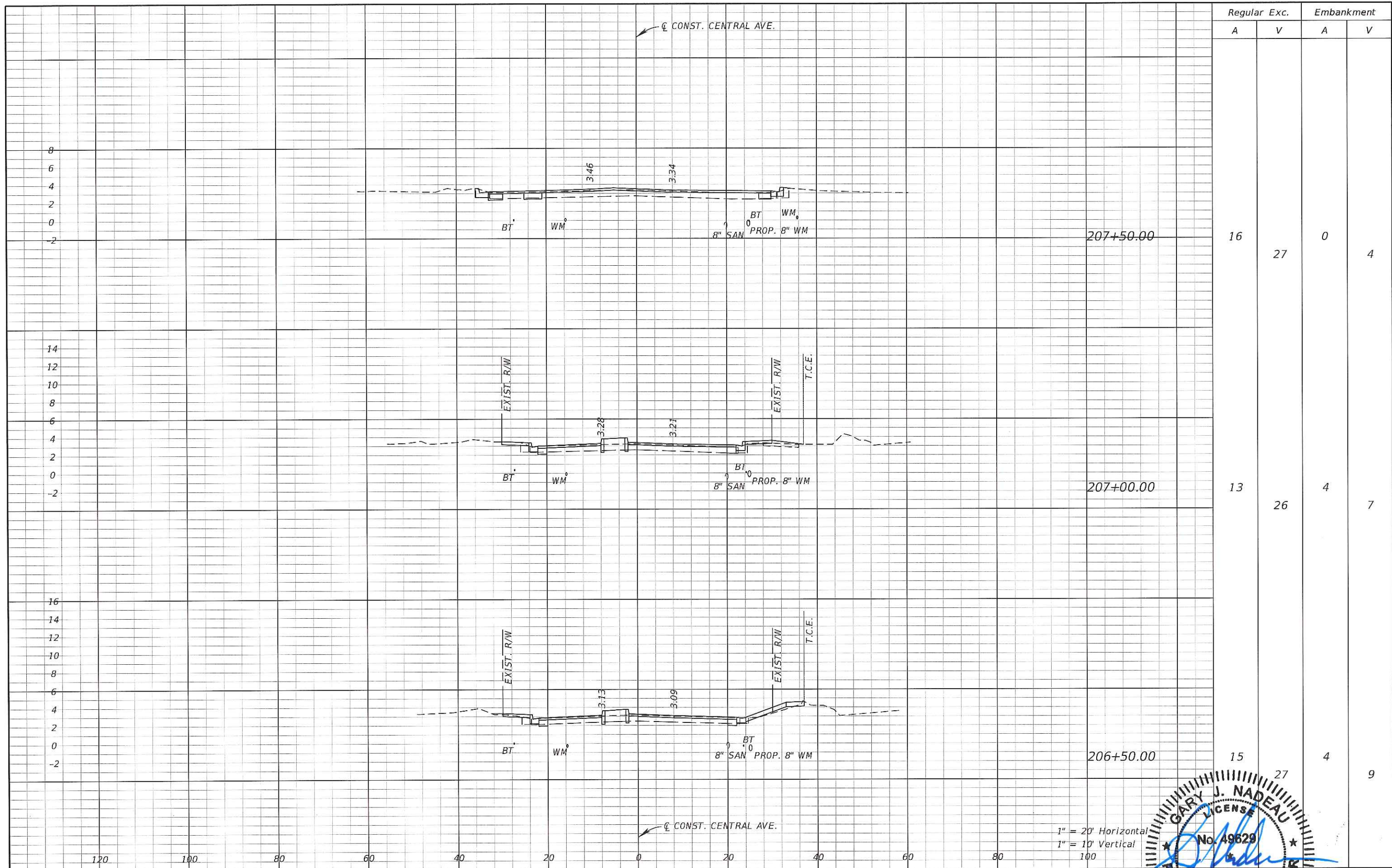


REVISIONS			
DATE	DESCRIPTION	DATE	DESCRIPTION

Kimley»Horn
 GARY J. NADEAU, P.E.
 P.E. LICENSE NUMBER: 49629
 1777 MAIN STREET, SUITE 200
 SARASOTA, FLORIDA 34236
 PHONE (941) 379-7800
 CERTIFICATE OF AUTHORIZATION: 00000696

CITY OF NAPLES
 CENTRAL AVENUE

CROSS SECTION
 SHEET NO. 61



Regular		Exc.		Embankment	
A	V	A	V	A	V
16	27	0	4		
13	26	4	7		
15	27	4	9		

1" = 20' Horizontal
 1" = 10' Vertical
 100



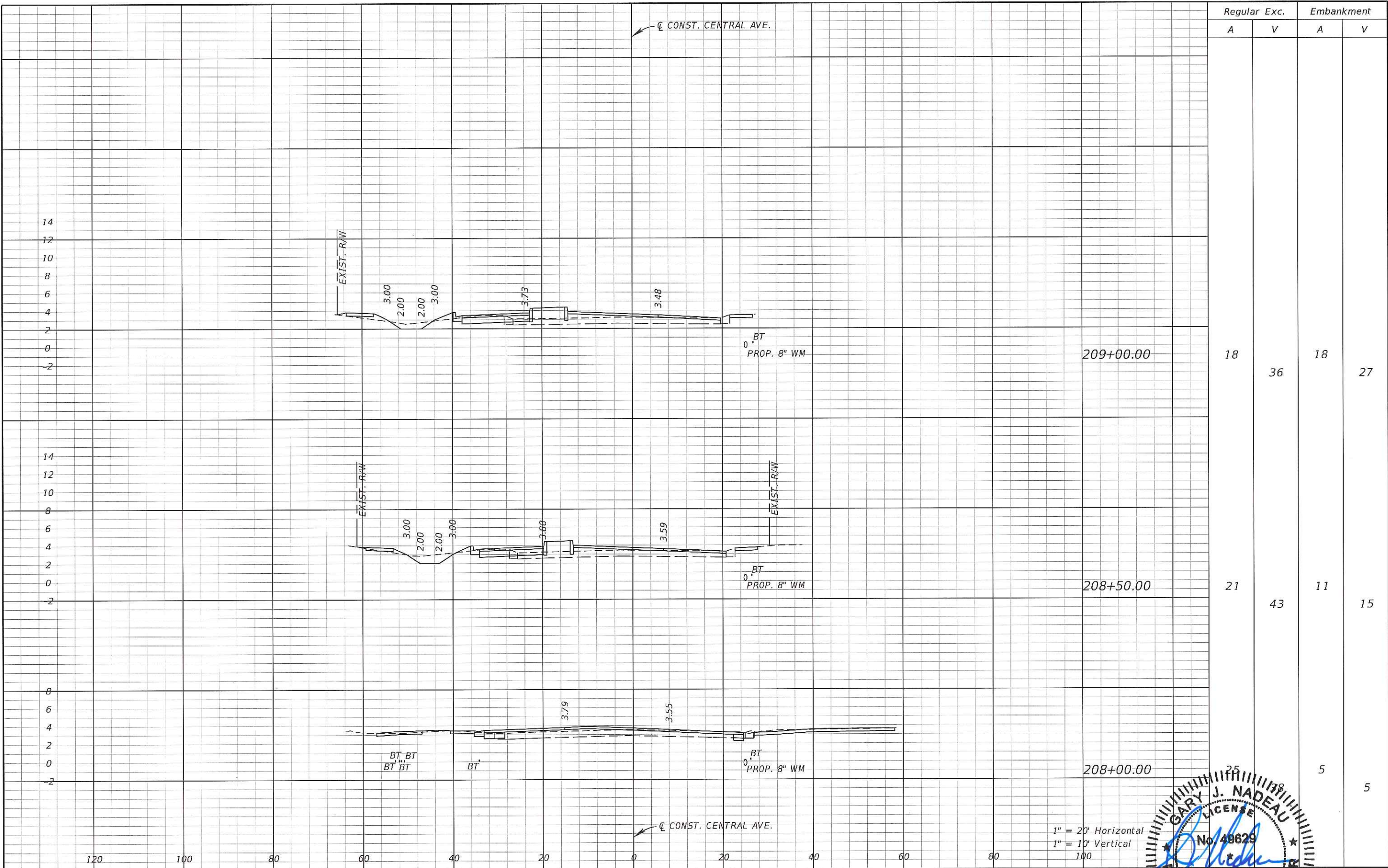
REVISIONS			
DATE	DESCRIPTION	DATE	DESCRIPTION

Kimley»Horn
GARY J. NADEAU, P.E.
 P.E. LICENSE NUMBER: 49629
 1777 MAIN STREET, SUITE 200
 SARASOTA, FLORIDA 34236
 PHONE (941) 379-7600
 CERTIFICATE OF AUTHORIZATION: 00000696

CITY OF NAPLES
 CENTRAL AVENUE

CROSS SECTION

SHEET NO.
 62



Regular Exc. Embankment


A V A V

18 36 18 27

21 43 11 15

5 5

1" = 20' Horizontal
1" = 10' Vertical
100



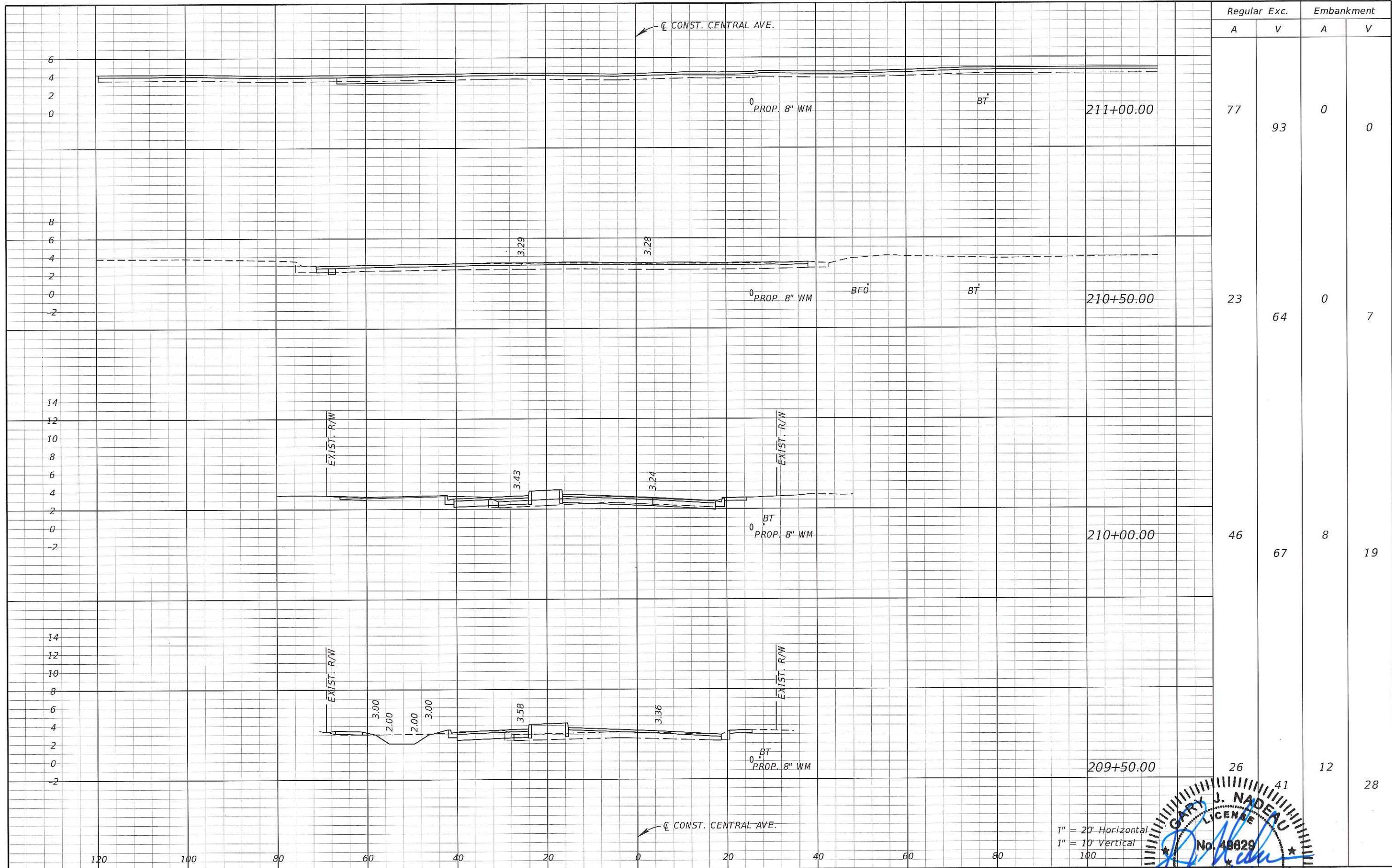
REVISIONS			
DATE	DESCRIPTION	DATE	DESCRIPTION

Kimley»Horn
GARY J. NADEAU, P.E.
 P.E. LICENSE NUMBER: 48629
 1777 MAIN STREET, SUITE 200
 SARASOTA, FLORIDA 34236
 PHONE (941) 570-7600
 CERTIFICATE OF AUTHORIZATION: 00000696

CITY OF NAPLES
 CENTRAL AVENUE


CROSS SECTION

SHEET NO.
63



Regular Exc.		Embankment	
A	V	A	V
77	93	0	0
23	64	0	7
46	67	8	19
26	41	12	28

1" = 20' Horizontal
 1" = 10' Vertical
 100

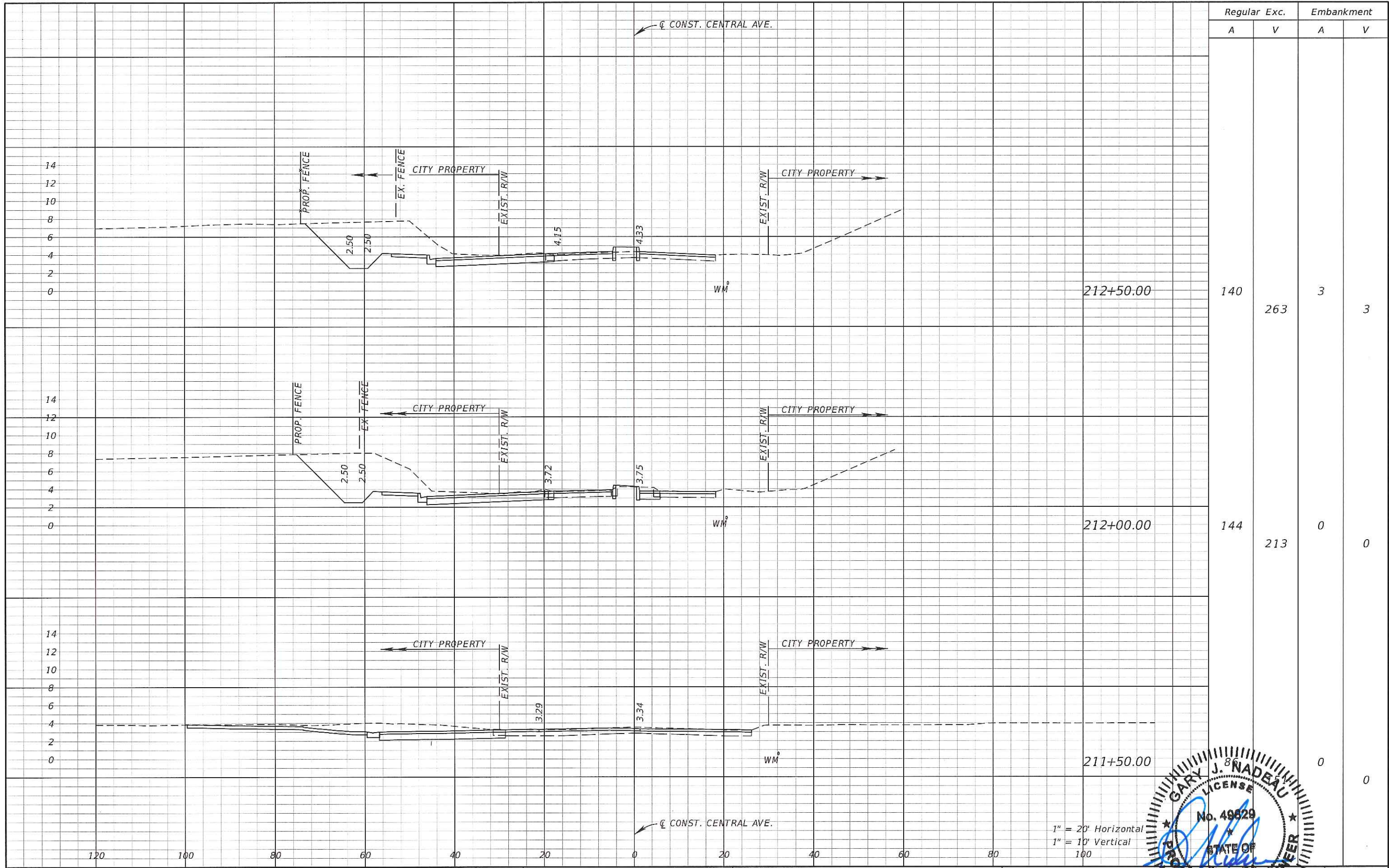


REVISIONS	
DATE	DESCRIPTION

Kimley»Horn
GARY J. NADEAU, P.E.
 P.E. LICENSE NUMBER: 48829
 1777 MAIN STREET, SUITE 200
 SARASOTA, FLORIDA 34236
 PHONE (941) 579-7600
 CERTIFICATE OF AUTHORIZATION: 00000696

CITY OF NAPLES
 CENTRAL AVENUE

CROSS SECTION
 SHEET NO. 64



Regular Exc.		Embankment	
A	V	A	V

REVISIONS			
DATE	DESCRIPTION	DATE	DESCRIPTION

Kimley»Horn


GARY J. NADEAU, P.E.
 P.E. LICENSE NUMBER: 49629
 1777 MAIN STREET, SUITE 200
 SARASOTA, FLORIDA 34236
 PHONE (941) 379-7600
 CERTIFICATE OF AUTHORIZATION: 00000696

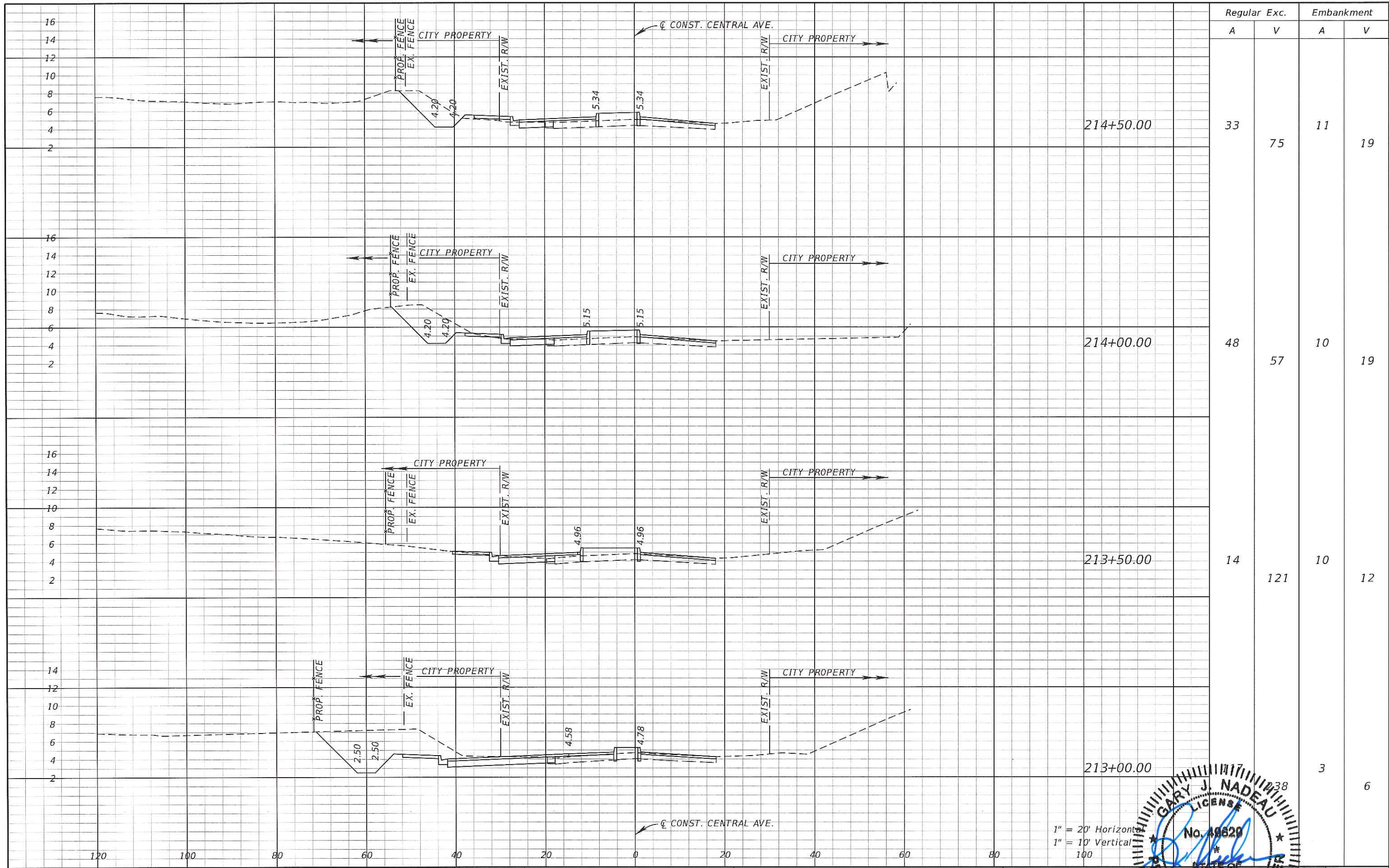
CITY OF NAPLES

CENTRAL AVENUE

CROSS SECTIONS


SHEET NO. 65





Regular Exc.		Embankment	
A	V	A	V
33	75	11	19
48	57	10	19
14	121	10	12
		3	6

1" = 20' Horizontal
 1" = 10' Vertical
 100



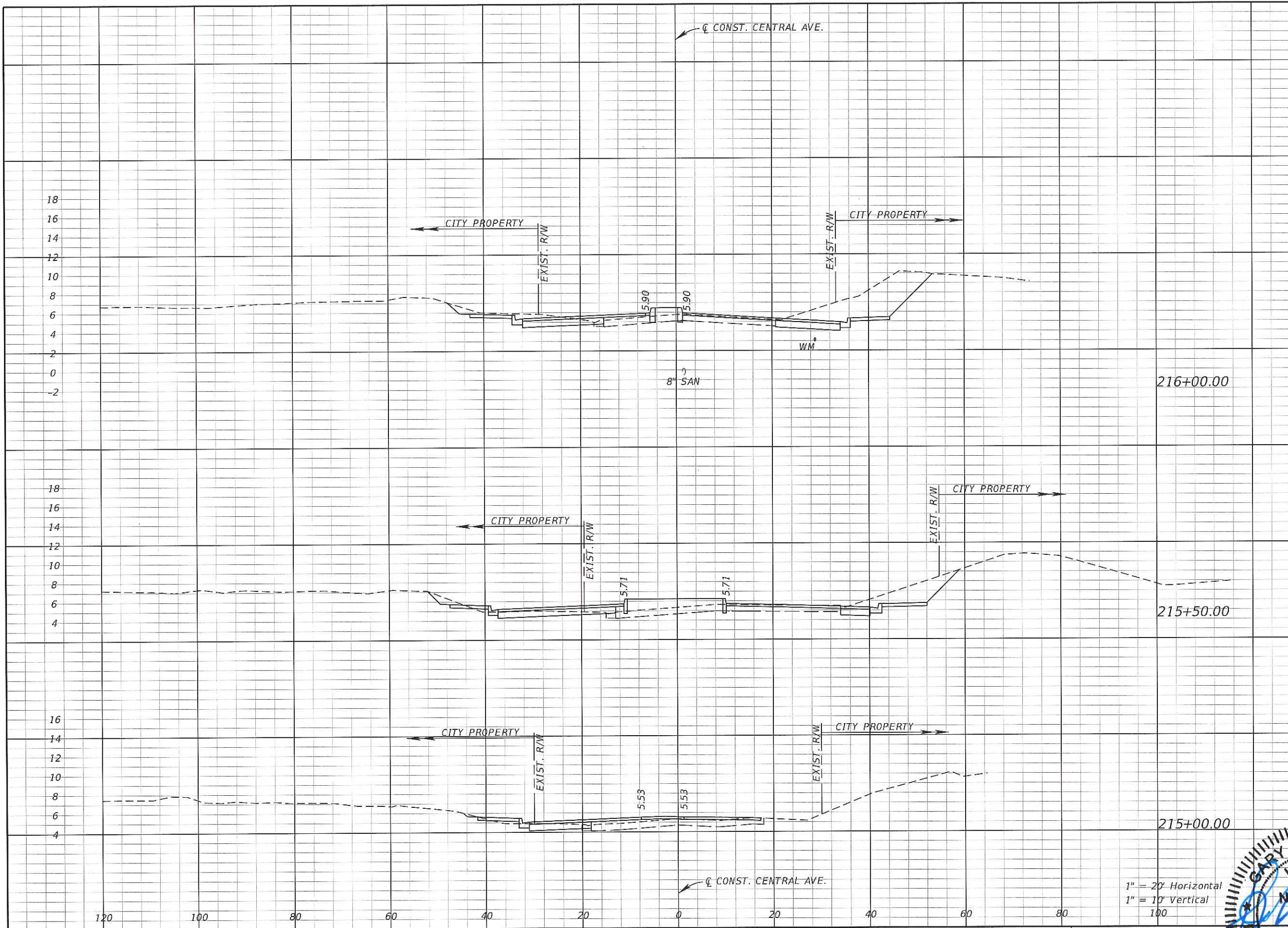
REVISIONS			
DATE	DESCRIPTION	DATE	DESCRIPTION



GARY J. NADEAU, P.E.
 P.E. LICENSE NUMBER: 49629
 1777 MAIN STREET, SUITE 200
 SARASOTA, FLORIDA 34236
 PHONE (941) 379-7600
 CERTIFICATE OF AUTHORIZATION: 00000696


CITY OF NAPLES
 CENTRAL AVENUE

CROSS SECTION ENGINEER
 SHEET NO. 66



Regular Exc.		Embankment	
A	V	A	V
106	153	6	24
59	64	20	23
		5	15

1" = 20' Horizontal
1" = 10' Vertical




REVISIONS			
DATE	DESCRIPTION	DATE	DESCRIPTION

Kimley»Horn
GARY J. NADEAU, P.E.
 P.E. LICENSE NUMBER: 49629
 1777 MAIN STREET, SUITE 200
 SARASOTA, FLORIDA 34236
 PHONE (941) 559-7600
 CERTIFICATE OF AUTHORIZATION: 00000696

CITY OF NAPLES
 CENTRAL AVENUE

CROSS SECTION

SHEET NO.
67




SUMMARY OF EARTHWORK					
PAY ITEM NO.	PAY ITEM DESCRIPTION	CY		DESIGN NOTES	CONSTRUCTION REMARKS
		P	F		
120 - 1	Regular Excavation	3908			
120-6	Embankment	813			

Regular Exc.		Embankment	
A	V	A	V
0	26	0	1
1		1	6

STA. 216+86.66
END PROJECT
END EARTHWORK

1" = 20' Horizontal
1" = 10' Vertical



REVISIONS			
DATE	DESCRIPTION	DATE	DESCRIPTION

Kimley»Horn
GARY J. NADEAU, P.E.
 P.E. LICENSE NUMBER: 49629
 1777 MAIN STREET, SUITE 200
 SARASOTA, FLORIDA 34235
 PHONE (941) 579-7600
 CERTIFICATE OF AUTHORIZATION: 00000696

CITY OF NAPLES
 CENTRAL AVENUE

CROSS SECTION

SHEET NO.
68