STATE OF FLORIDA

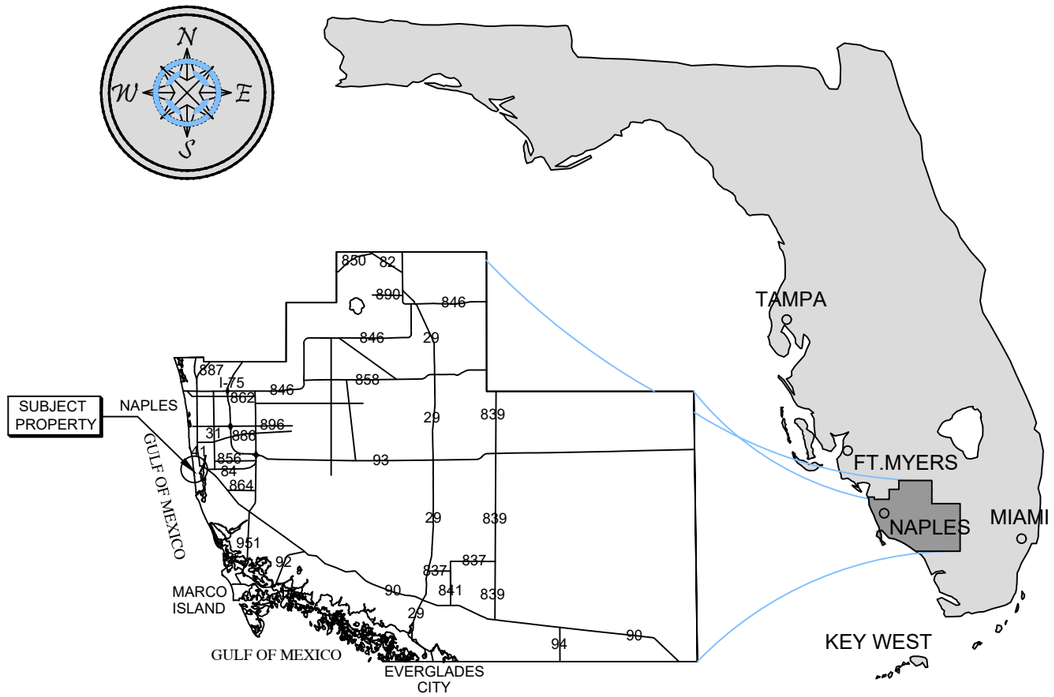

COLLIER COUNTY

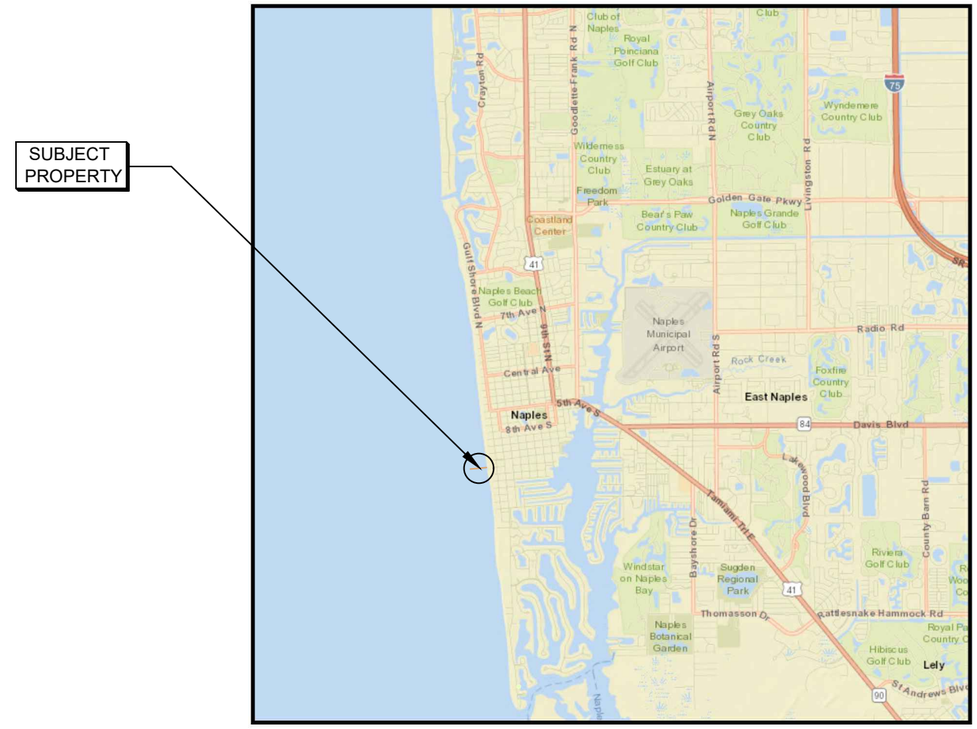

VICINITY MAP

NOTES:

<> THESE DRAWINGS ARE INTENDED FOR CONSTRUCTION USE.

SITE ADDRESS:

<> 25 12TH AVE S
NAPLES, FL 34102

<> LATITUDE: N 26.131543
<> LONGITUDE: W 81.807529

NAPLES PIER	
Sheet Number	Sheet Title
G100	LOCATION PAGE
C100	EXISTING CONDITIONS
C101	EXISTING BATHYMETRY
C102	OVERALL PIER PLAN
C103	OVERALL PIER DIMENSIONS
C104	PIER PLAN (AA)
C105	PIER PLAN (BB)
C106	PIER PLAN (CC)
C107	PIER ACCESS FRAMING DETAIL
C108	MID PAVILION FRAMING DETAIL
C109	END PAVILION FRAMING DETAIL
C110	BUMPOUT FRAMING DETAIL
C111	OBSERVATION DECK FRAMING
C112	OBSERVATION DECK FRAMING DETAIL
C113	RAILING PLAN
C114	CROSS SECTION AA
C115	CROSS SECTION BB
C116	CROSS SECTION CC
C117	CROSS SECTION DD
C118	DOCK DETAILS 1
C119	DOCK DETAILS 2
C120	DOCK DETAILS 3
C121	STAIR DETAILS 1
C122	STAIR DETAILS 2
C123	RAILING DETAILS 1
C123	RAILING DETAILS 2
U100	FIRE PLAN
U101	FIRE DETAILS
U102	WATER PLAN
U103	LIGHT PLAN
U104	LIGHT DETAIL PLAN

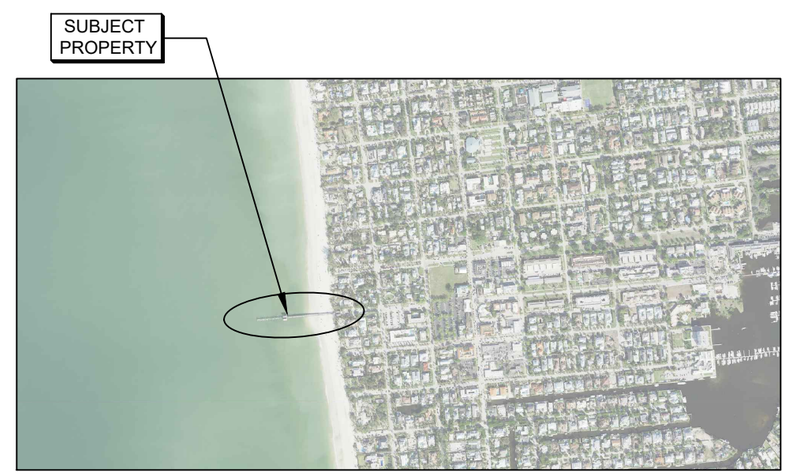

COUNTY AERIAL

TODD T. TURRELL
REGISTERED PROFESSIONAL ENGINEER
LICENSE NO. 39659

DATE:September 25, 2023

TODD T. TURRELL STATE OF FLORIDA, PROFESSIONAL ENGINEER, LICENSE NO. 39659. THIS ITEM HAS BEEN ELECTRONICALLY SIGNED AND SEALED BY TODD T. TURRELL, P.E. USING A DIGITAL SIGNATURE. PRINTED COPIES OF THIS DOCUMENT ARE NOT CONSIDERED SIGNED AND SEALED AND THE SIGNATURE MUST BE VERIFIED ON ANY ELECTRONIC COPIES

25 12TH AVE S, NAPLES, FL 34102

NAPLES PIER
LOCATION PAGE

TURRELL, HALL & ASSOCIATES, INC.
Marine & Environmental Consulting
3584 Exchange Ave. Suite B,
Naples, FL 34104-3732
Phone: (239) 643-0166 Fax: (239) 643-6632
email: tuna@thanaples.com
RY NO. 5875

REV #	REV BY	DATE	CHK BY	CHANGED
01	-	-	-	-
02	-	-	-	-
03	-	-	-	-
04	-	-	-	-
05	-	-	-	-
06	-	-	-	-
07	-	-	-	-
08	-	-	-	-
09	-	-	-	-
10	-	-	-	-
11	-	-	-	-
12	-	-	-	-

DRAWN BY: RMJ
CHECKED BY: TTT
REVIEWED BY: TTT
PROJECT: 1550.6
DATE: 09-22-23
LAYOUT: LOCATION PAGE
SHEET: G100

p:\1550.06 naples pier design\CAD\CONSTRUCTION\1550.06-CONSTRUCTION.dwg 9/25/2023

p:\1550.06 naples pier design\CAD\CONSTRUCTION\1550.06-CONSTRUCTION.dwg 9/25/2023

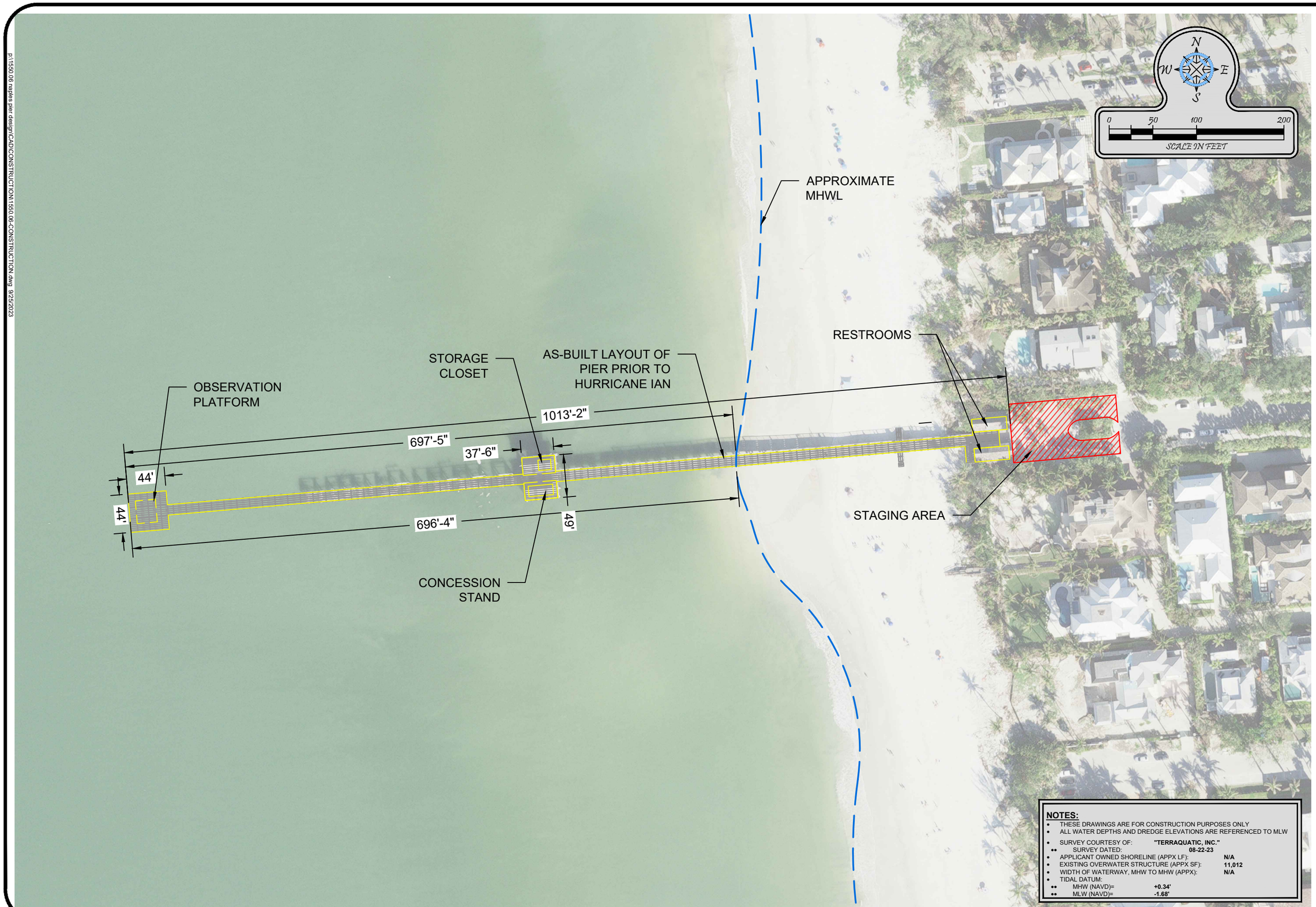

NOTES:

- THESE DRAWINGS ARE FOR CONSTRUCTION PURPOSES ONLY
- ALL WATER DEPTHS AND DREDGE ELEVATIONS ARE REFERENCED TO MLW
- SURVEY COURTESY OF: **"TERRAQUATIC, INC."**
  - SURVEY DATED: **08-22-23**
- APPLICANT OWNED SHORELINE (APPX LF): **N/A**
- EXISTING OVERWATER STRUCTURE (APPX SF): **11,012**
- WIDTH OF WATERWAY, MHW TO MHW (APPX): **N/A**
- TIDAL DATUM:
  - MHW (NAVD)= **+0.34'**
  - MLW (NAVD)= **-1.68'**

NAPLES PIER

EXISTING CONDITIONS

TURRELL, HALL & ASSOCIATES, INC.
Marine & Environmental Consulting
3584 Exchange Ave. Suite B,
Naples, Fl. 34104-3732
Phone: (239) 643-0166 Fax: (239) 643-6632
email: tunai@tnanaples.com
RY NO. 5875

REV #	REV BY	DATE	CHK BY	CHANGED
01	-	-	-	-
02	-	-	-	-
03	-	-	-	-
04	-	-	-	-
05	-	-	-	-
06	-	-	-	-
07	-	-	-	-
08	-	-	-	-
09	-	-	-	-
10	-	-	-	-
11	-	-	-	-
12	-	-	-	-

DRAWN BY: RMJ
REVIEWED BY: TTT
CHECKED BY: TTT
SHEET:
PROJECT: 1550.6
DATE: 09-22-23
C100
LAYOUT: EXISTING CONDITIONS

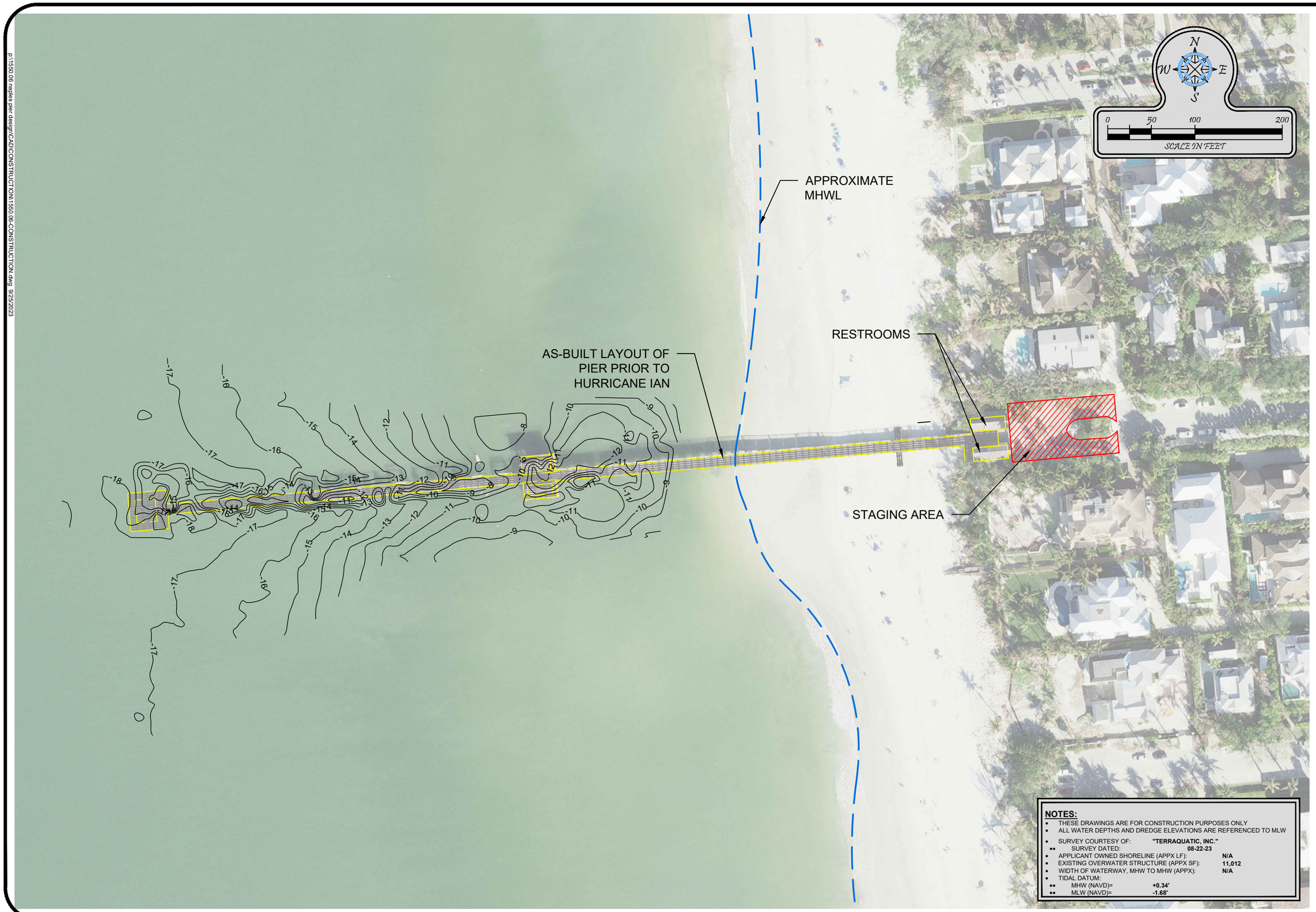

NOTES:

- THESE DRAWINGS ARE FOR CONSTRUCTION PURPOSES ONLY
- ALL WATER DEPTHS AND DREDGE ELEVATIONS ARE REFERENCED TO MLW
- SURVEY COURTESY OF: **"TERRAQUATIC, INC."**
  - SURVEY DATED: **08-22-23**
- APPLICANT OWNED SHORELINE (APPX LF): **N/A**
- EXISTING OVERWATER STRUCTURE (APPX SF): **11,012**
- WIDTH OF WATERWAY, MHW TO MHW (APPX): **N/A**
- TIDAL DATUM:
  - MHW (NAVD)= **+0.34'**
  - MLW (NAVD)= **-1.68'**

NAPLES PIER

EXISTING BATHYMETRY

TURRELL, HALL & ASSOCIATES, INC.
Marine & Environmental Consulting
3584 Exchange Ave. Suite B,
Naples, Fl. 34104-3732
Phone: (239) 643-0166 Fax: (239) 643-6632
email: tuna@thanaples.com
RY NO. 5875

REV #	REV BY	DATE	CHK BY	CHANGED
01	-	-	-	-
02	-	-	-	-
03	-	-	-	-
04	-	-	-	-
05	-	-	-	-
06	-	-	-	-
07	-	-	-	-
08	-	-	-	-
09	-	-	-	-
10	-	-	-	-
11	-	-	-	-
12	-	-	-	-

DRAWN BY: RMJ
REVIEWED BY: TTT
CHECKED BY: TTT
SHEET:
PROJECT: 1550.6
C101
DATE: 09-22-23
LAYOUT: EXISTING BATHYMETRY

p:\1550.06 naples pier design\CAD\CONSTRUCTION\1550.06-CONSTRUCTION.dwg 9/25/2023

p:\1550.06 naples pier design\CAD\CONSTRUCTION\1550.06-CONSTRUCTION.dwg 9/25/2023

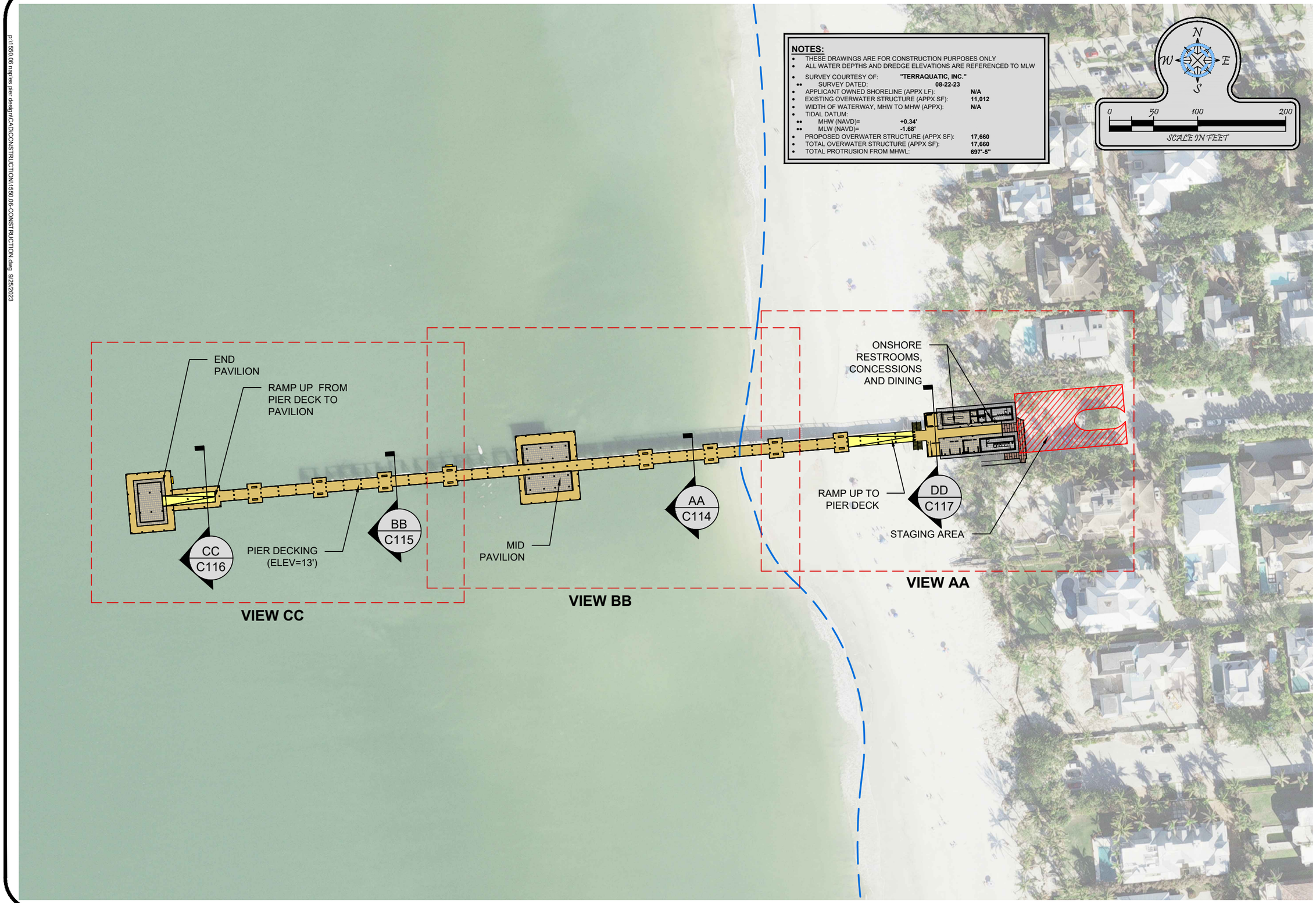

NOTES:

- THESE DRAWINGS ARE FOR CONSTRUCTION PURPOSES ONLY
- ALL WATER DEPTHS AND DREDGE ELEVATIONS ARE REFERENCED TO MLW
- SURVEY COURTESY OF: **"TERRAQUATIC, INC."**
  - SURVEY DATED: **08-22-23**
- APPLICANT OWNED SHORELINE (APPX LF): **N/A**
- EXISTING OVERWATER STRUCTURE (APPX SF): **11,012**
- WIDTH OF WATERWAY, MHW TO MHW (APPX): **N/A**
- TIDAL DATUM:
  - MHW (NAVD)= **+0.34'**
  - MLW (NAVD)= **-1.68'**
- PROPOSED OVERWATER STRUCTURE (APPX SF): **17,660**
- TOTAL OVERWATER STRUCTURE (APPX SF): **17,660**
- TOTAL PROTRUSION FROM MHWL: **697'-5"**

NAPLES PIER

OVERALL PIER PLAN

TURRELL, HALL & ASSOCIATES, INC.
Marine & Environmental Consulting
3954 Tamiami Trail North, Suite B,
Naples, FL 34103-3732
Phone: (239) 643-0166 Fax: (239) 643-6632
email: tuna@thenaples.com
RY NO. 5875

REV #	REV BY	DATE	CHK BY	CHANGED
01	-	-	-	-
02	-	-	-	-
03	-	-	-	-
04	-	-	-	-
05	-	-	-	-
06	-	-	-	-
07	-	-	-	-
08	-	-	-	-
09	-	-	-	-
10	-	-	-	-
11	-	-	-	-
12	-	-	-	-

DRAWN BY:	RMJ
CHECKED BY:	TH
PROJECT:	1550.6
DATE:	09-22-23
LAYOUT:	OVERALL PIER PLAN
REVIEWED BY:	TH
SHEET:	C102

p:\1550.06 naples pier design\CAD\CONSTRUCTION\1550.06-CONSTRUCTION.dwg 9/25/2023

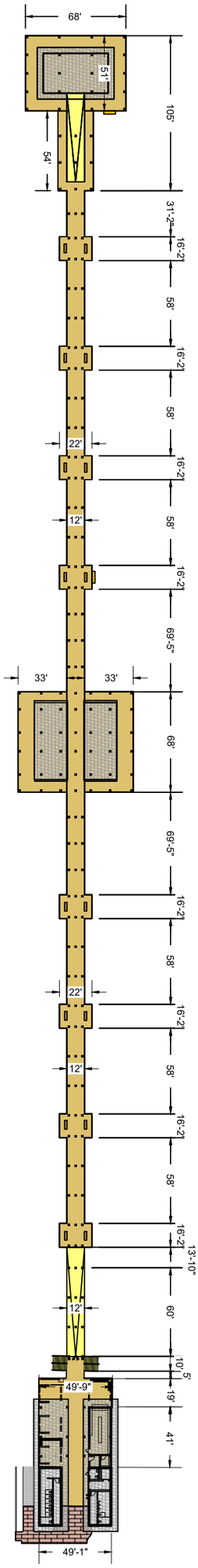

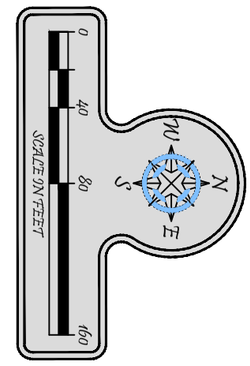

DRAWN BY: RMJ	REVIEWED BY: TTT	REV.#	REV BY:	DATE:	CHK BY:	CHANGED:
CHECKED BY: TH	SHEET: C103	01	-	-	-	
PROJECT: 1550.6		02	-	-	-	
DATE: 09-22-23		03	-	-	-	
LAYOUT: OVERALL PIER DIMENSIONS		04	-	-	-	
		05	-	-	-	
		06	-	-	-	
		07	-	-	-	
		08	-	-	-	
		09	-	-	-	
		10	-	-	-	
		11	-	-	-	
		12	-	-	-	

TURRELL, HALL & ASSOCIATES, INC.
Marine & Environmental Consulting
3584 Exchange Ave. Suite B,
Naples, Fl. 34104-3732
Phone: (239) 643-0166 Fax: (239) 643-6632
email: tuna@thanaples.com
RY NO. 5875

NAPLES PIER

OVERALL PIER DIMENSIONS

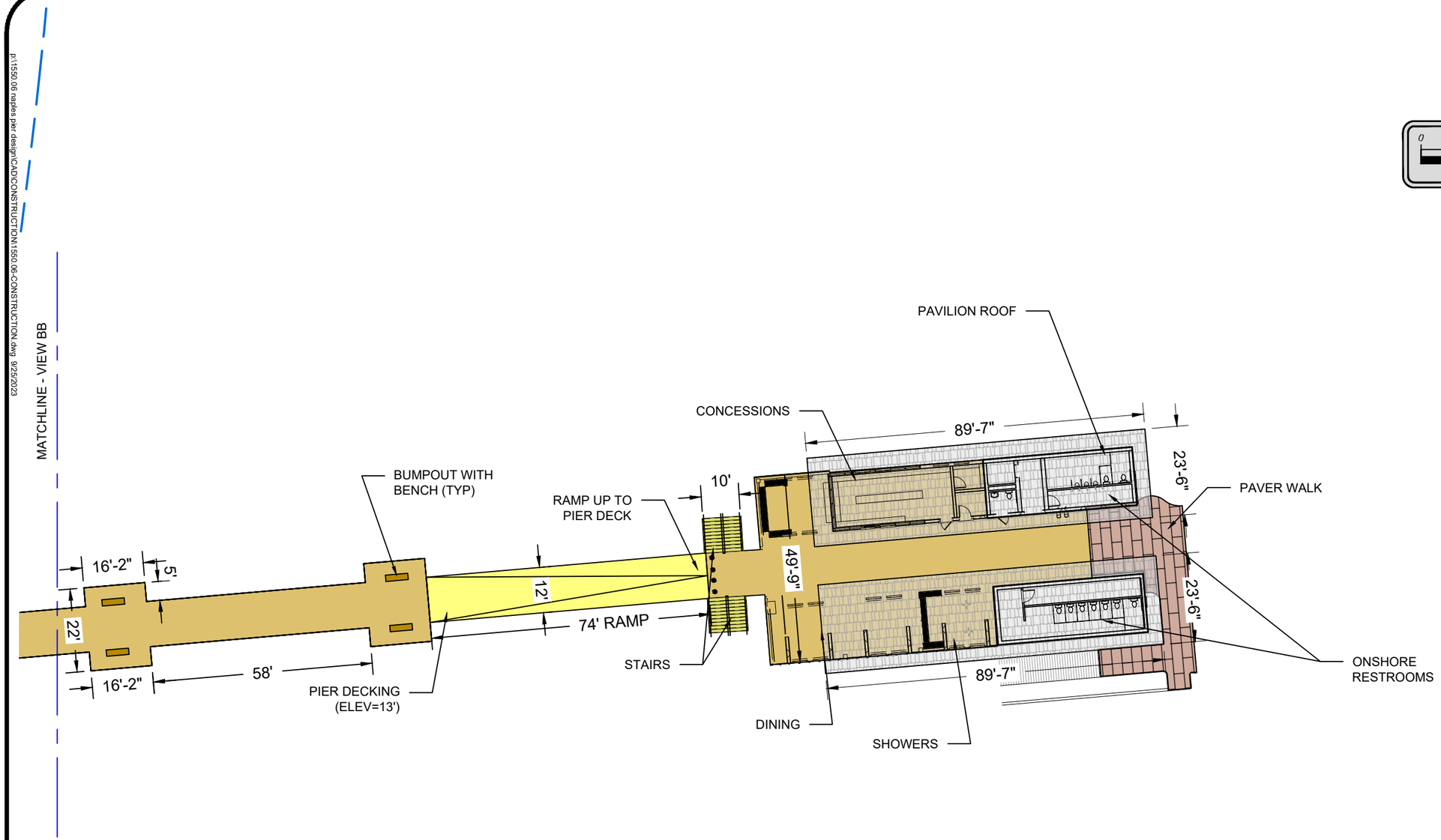

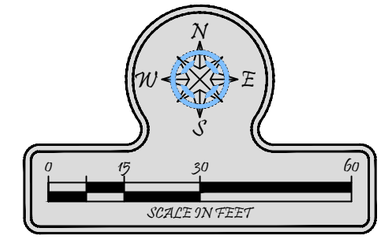

p:\1550.06 naples pier design\CAD\CONSTRUCTION\1550.06-CONSTRUCTION.dwg 9/25/2023

NAPLES PIER
PIER PLAN (AA)

TURRELL, HALL & ASSOCIATES, INC.
Marine & Environmental Consulting
3584 Exchange Ave. Suite B,
Naples, Fl. 34104-3732
Phone: (239) 643-0166 Fax: (239) 643-6632
email: tuna@thanaples.com
RY NO. 3875

REV #	REV BY	DATE	CHK BY	CHANGED
01	-	-	-	-
02	-	-	-	-
03	-	-	-	-
04	-	-	-	-
05	-	-	-	-
06	-	-	-	-
07	-	-	-	-
08	-	-	-	-
09	-	-	-	-
10	-	-	-	-
11	-	-	-	-
12	-	-	-	-

DRAWN BY: RMJ
CHECKED BY: TTT
REVIEWED BY: TTT
PROJECT: 1550.6
DATE: 09-22-23
LAYOUT: PIER PLAN (AA)
SHEET: C104

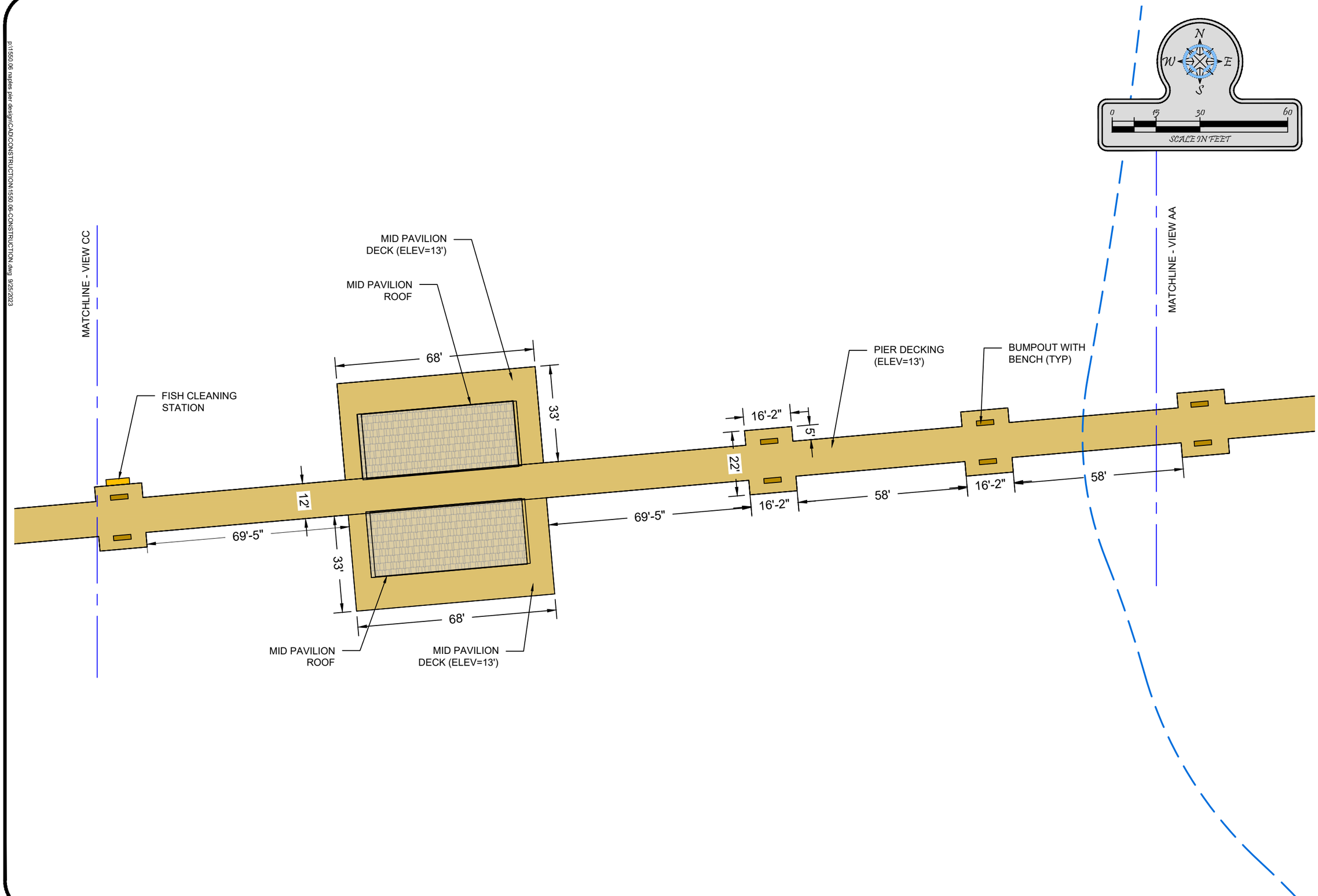

NAPLES PIER

PIER PLAN (BB)

TURRELL, HALL & ASSOCIATES, INC.
Marine & Environmental Consulting
3584 Exchange Ave. Suite B,
Naples, Fl. 34104-3732
Phone: (239) 643-0166 Fax: (239) 643-6632
email: turrell@thanaples.com
RY NO. 5875

REV #	REV BY	DATE	CHK BY	CHANGED
01	-	-	-	-
02	-	-	-	-
03	-	-	-	-
04	-	-	-	-
05	-	-	-	-
06	-	-	-	-
07	-	-	-	-
08	-	-	-	-
09	-	-	-	-
10	-	-	-	-
11	-	-	-	-
12	-	-	-	-

DRAWN BY: RMJ
CHECKED BY: TH
PROJECT: 1550.6
DATE: 09-22-23
LAYOUT: PIER PLAN (BB)
REVIEWED BY: TTT
SHEET: C105

p:\1550.06 naples pier design\CAD\CONSTRUCTION\1550.06-CONSTRUCTION.dwg 9/25/2023

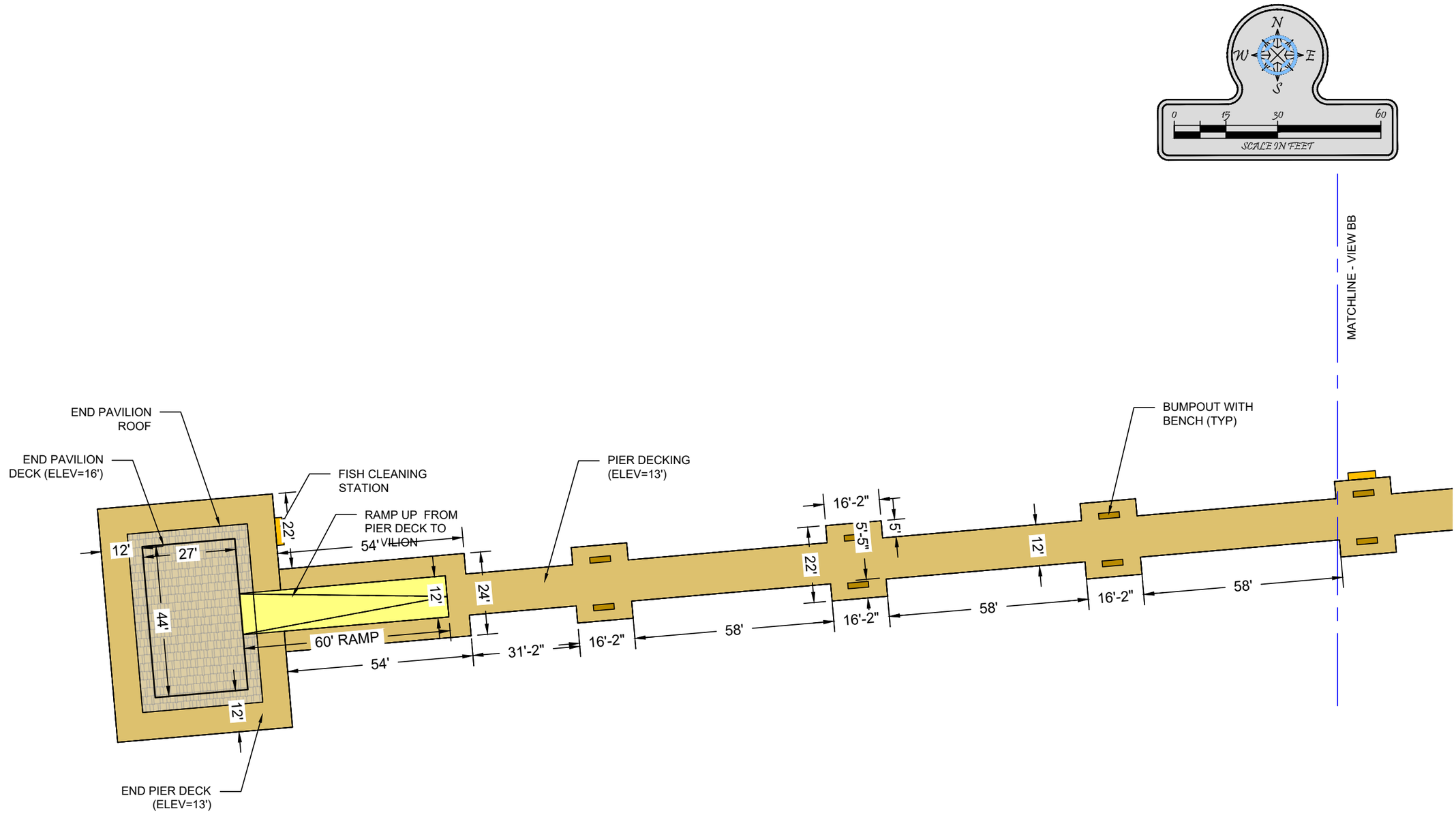

NAPLES PIER

PIER PLAN (CC)

TURRELL, HALL & ASSOCIATES, INC.
Marine & Environmental Consulting
3584 Exchange Ave. Suite B,
Naples, Fl. 34104-3732
Phone: (239) 643-0166 Fax: (239) 643-6632
email: tuna@thanaples.com
RY NO. 5875

REV #	REV BY	DATE	CHK BY	CHANGED
01	-	-	-	-
02	-	-	-	-
03	-	-	-	-
04	-	-	-	-
05	-	-	-	-
06	-	-	-	-
07	-	-	-	-
08	-	-	-	-
09	-	-	-	-
10	-	-	-	-
11	-	-	-	-
12	-	-	-	-

DRAWN BY: RMJ
CHECKED BY: TH
PROJECT: 1550.6
DATE: 09-22-23
LAYOUT: PIER PLAN (CC)
REVIEWED BY: TH
SHEET: C106

p:\1550.06 naples pier design\CAD\CONSTRUCTION\1550.06-CONSTRUCTION.dwg 9/25/2023

p:\1550.06 naples pier design\CAD\CONSTRUCTION\1550.06-CONSTRUCTION.dwg 9/25/2023

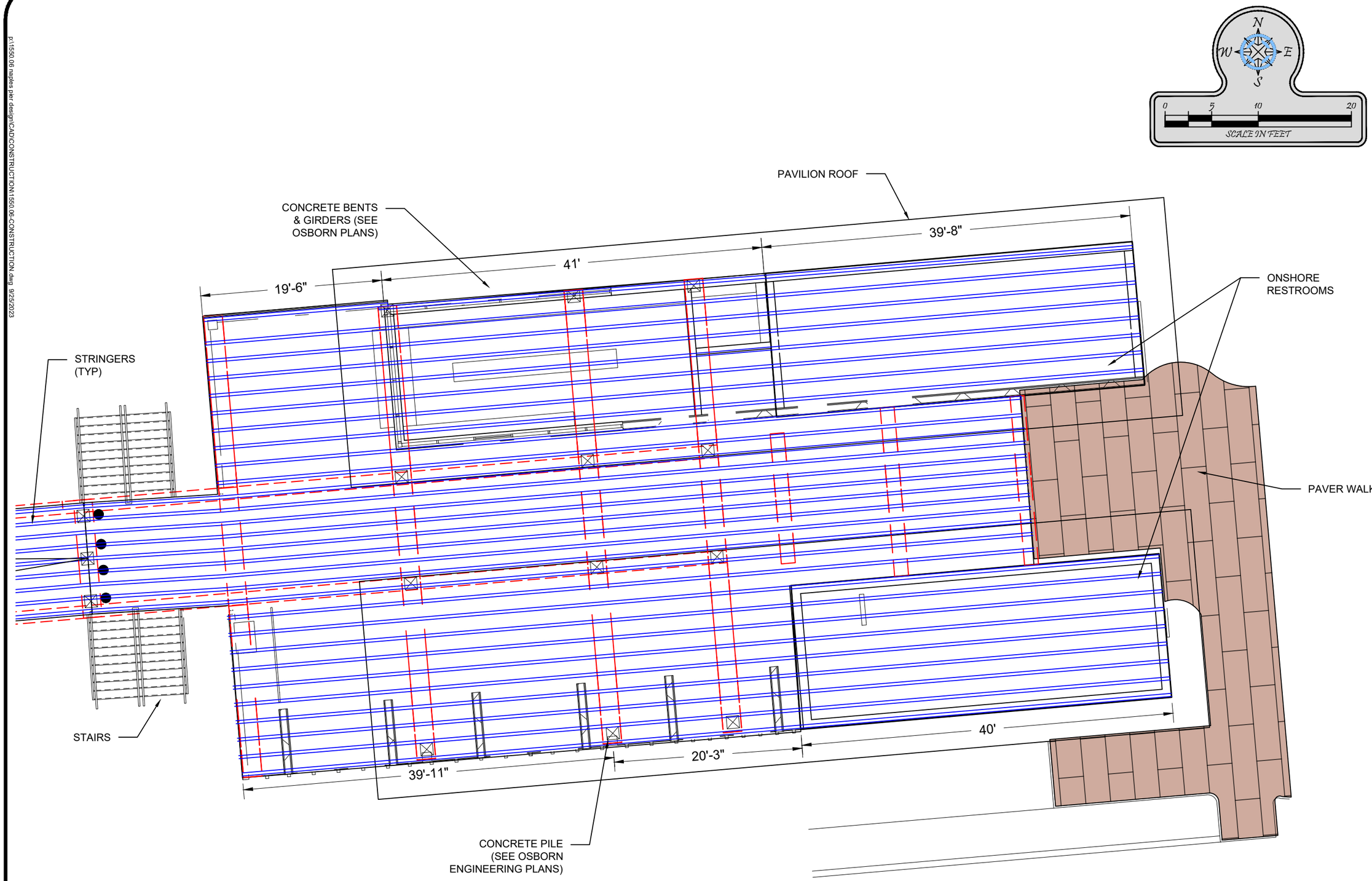

NAPLES PIER

PIER ACCESS FRAMING DETAIL

TURRELL, HALL & ASSOCIATES, INC.
Marine & Environmental Consulting
3584 Exchange Ave. Suite B,
Naples, Fl. 34104-3732
Phone: (239) 643-0166 Fax: (239) 643-6632
email: tunaz@hanaples.com
RT NO. 5875

REV #	REV BY	DATE	CHK BY	CHANGED
01	-	-	-	-
02	-	-	-	-
03	-	-	-	-
04	-	-	-	-
05	-	-	-	-
06	-	-	-	-
07	-	-	-	-
08	-	-	-	-
09	-	-	-	-
10	-	-	-	-
11	-	-	-	-
12	-	-	-	-

REVIEWED BY: TTT

SHEET: C107

DRAWN BY: RMJ

CHECKED BY: TTT

PROJECT: 1550.6

DATE: 09-22-23

LAYOUT: PIER ACCESS FRAMING DETAIL

p:\1550.06 naples pier design\CAD\CONSTRUCTION\1550.06-CONSTRUCTION.dwg 9/25/2023

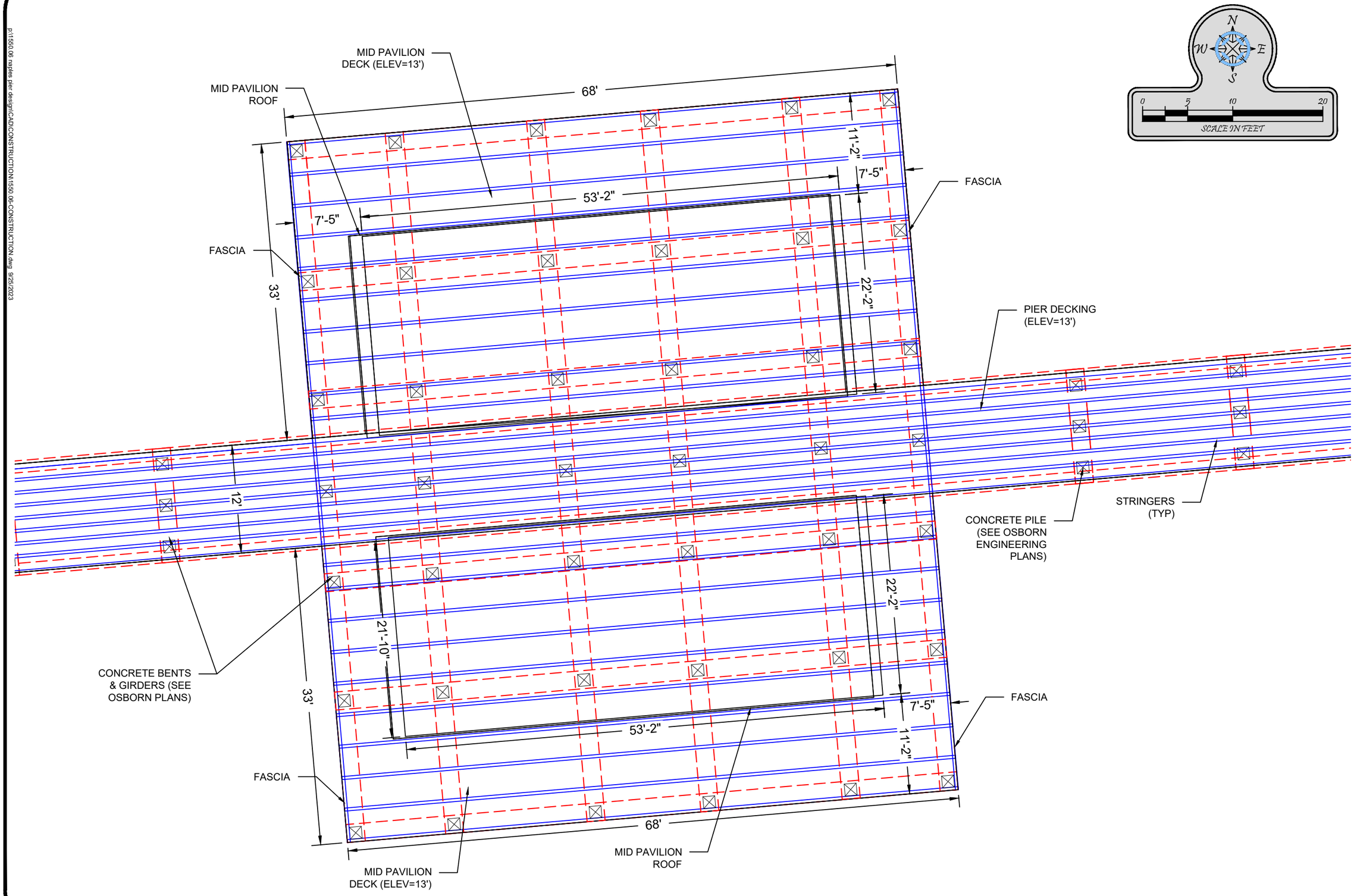

NAPLES PIER

MID PAVILION FRAMING DETAIL

TURRELL, HALL & ASSOCIATES, INC.
Marine & Environmental Consulting
3584 Exchange Ave. Suite B,
Naples, Fl. 34104-3732
Phone: (239) 643-0166 Fax: (239) 643-6632
email: turrell@naples.com
RY NO. 5875

REV #	REV BY	DATE	CHK BY	CHANGED
01	-	-	-	-
02	-	-	-	-
03	-	-	-	-
04	-	-	-	-
05	-	-	-	-
06	-	-	-	-
07	-	-	-	-
08	-	-	-	-
09	-	-	-	-
10	-	-	-	-
11	-	-	-	-
12	-	-	-	-

DRAWN BY: RMJ
CHECKED BY: TTT
PROJECT: 1550.6
DATE: 09-22-23
LAYOUT: MID PAVILION FRAMING DETAIL
REVIEWED BY: TTT
SHEET: C108

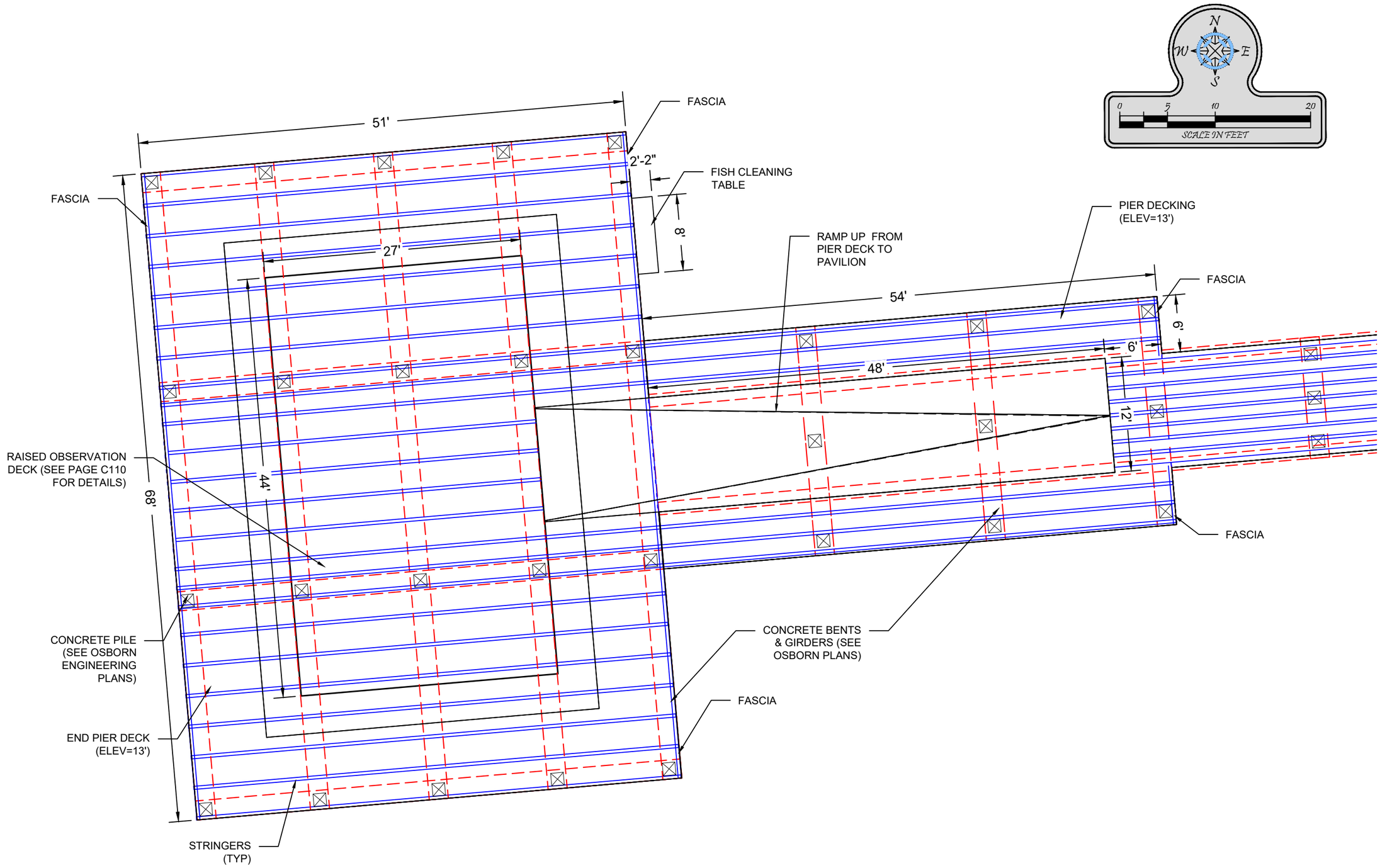

NAPLES PIER

END PAVILION FRAMING DETAIL

TURRELL, HALL & ASSOCIATES, INC.
Marine & Environmental Consulting
3584 Exchange Ave. Suite B,
Naples, Fl. 34104-3732
Phone: (239) 643-0166 Fax: (239) 643-6632
email: tuna@thanaples.com
RY NO. 5875

REV #	REV. BY	DATE	CHK BY	CHANGED
01	-	-	-	-
02	-	-	-	-
03	-	-	-	-
04	-	-	-	-
05	-	-	-	-
06	-	-	-	-
07	-	-	-	-
08	-	-	-	-
09	-	-	-	-
10	-	-	-	-
11	-	-	-	-
12	-	-	-	-

DRAWN BY: RMJ
CHECKED BY: TH
PROJECT: 1550.6
DATE: 09-22-23
LAYOUT: 09 PAVILION FRAMING DETAIL
REVIEWED BY: TH
SHEET: C109

p:\1550.06 naples pier design\CAD\CONSTRUCTION\1550.06-CONSTRUCTION.dwg 9/25/2023

p:\1550.06 naples pier design\CAD\CONSTRUCTION\1550.06-CONSTRUCTION.dwg 9/25/2023

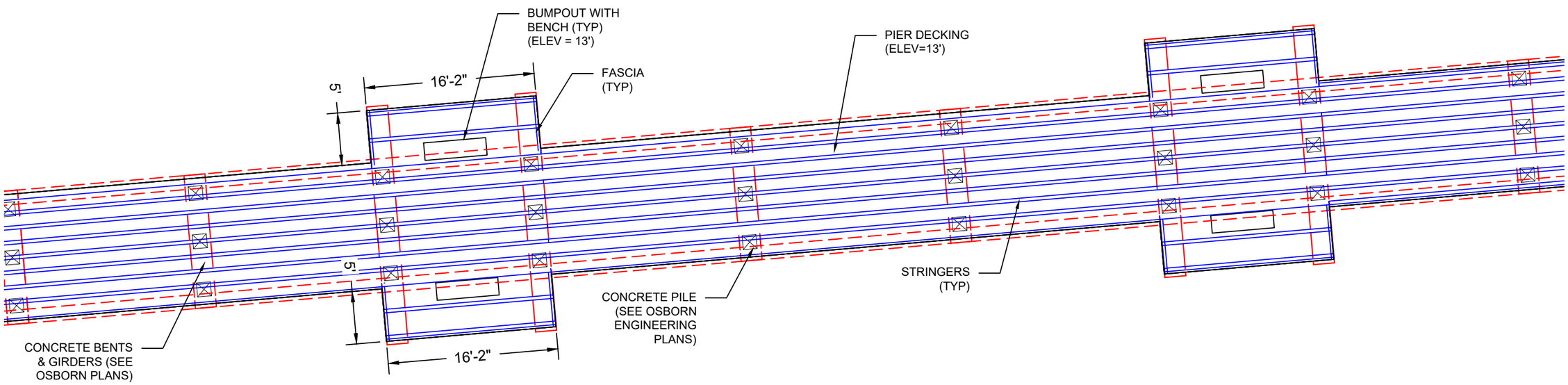

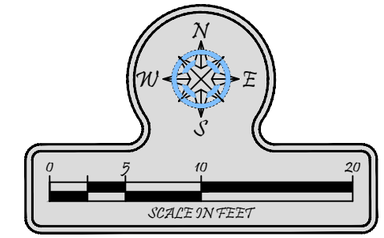

NAPLES PIER

BUMPOUT FRAMING DETAIL

TURRELL, HALL & ASSOCIATES, INC.
Marine & Environmental Consulting
3584 Exchange Ave. Suite B,
Naples, FL 34104-3732
Phone: (239) 643-0166 Fax: (239) 643-6632
email: turrell@naples.com
RY NO. 3875

REV'S	REV'D BY	DATE	CHK BY	CHANGED
00	-	-	-	-
01	-	-	-	-
02	-	-	-	-
03	-	-	-	-
04	-	-	-	-
05	-	-	-	-
06	-	-	-	-
07	-	-	-	-
08	-	-	-	-
09	-	-	-	-
10	-	-	-	-
11	-	-	-	-
12	-	-	-	-

REVIEWED BY: TTT

SHEET: C110

DRAWN BY: RMJ

CHECKED BY: TTT

PROJECT: 1550.6

DATE: 09-22-23

LAYOUT: BUMPOUT FRAMING DETAIL

p:\1550.06 naples pier design\CAD\CONSTRUCTION\1550.06-CONSTRUCTION.dwg 9/25/2023

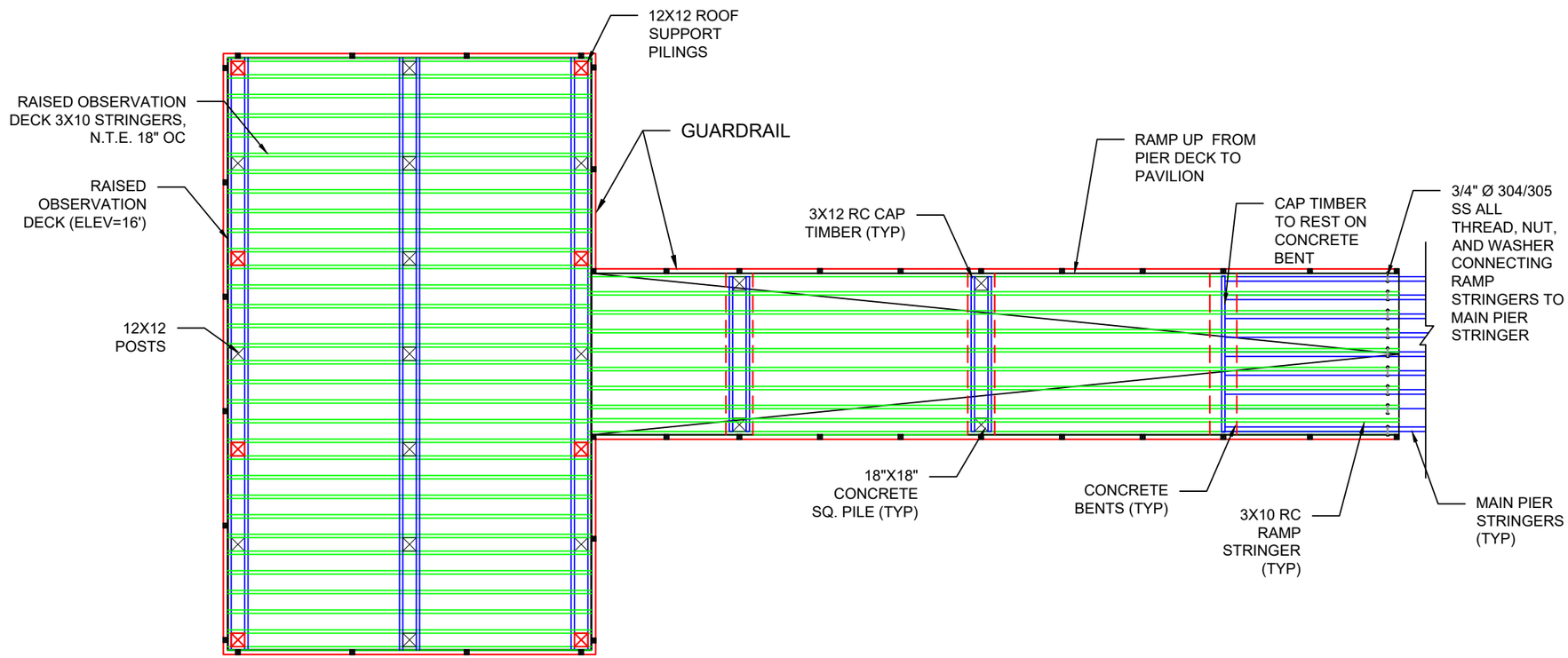

PLAN VIEW

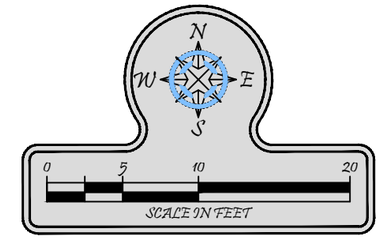

OBSERVATION DECK AND RAMP GUARDRAIL (LF)	251

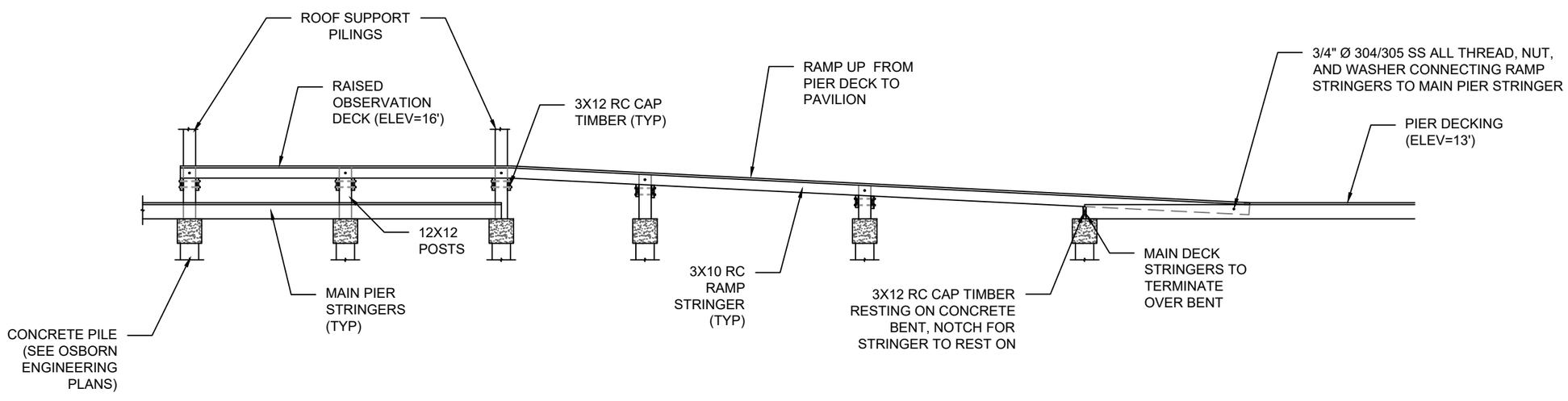

ELEVATION

NAPLES PIER

OBSERVATION DECK FRAMING

TURRELL, HALL & ASSOCIATES, INC.
Marine & Environmental Consulting
3584 Exchange Ave. Suite B,
Naples, FL 34104-3732
Phone: (239) 643-0166 Fax: (239) 643-6632
email: tuna@thanaples.com
RY NO. 5875

REV #	REV. BY	DATE	CHK BY	CHANGED
01	-	-	-	-
02	-	-	-	-
03	-	-	-	-
04	-	-	-	-
05	-	-	-	-
06	-	-	-	-
07	-	-	-	-
08	-	-	-	-
09	-	-	-	-
10	-	-	-	-
11	-	-	-	-
12	-	-	-	-

DRAWN BY:	RMJ
CHECKED BY:	TTT
REVIEWED BY:	TTT
PROJECT:	1550.6
SHEET:	C111
DATE:	09-22-23
LAYOUT:	OBSERVATION DECK FRAMING

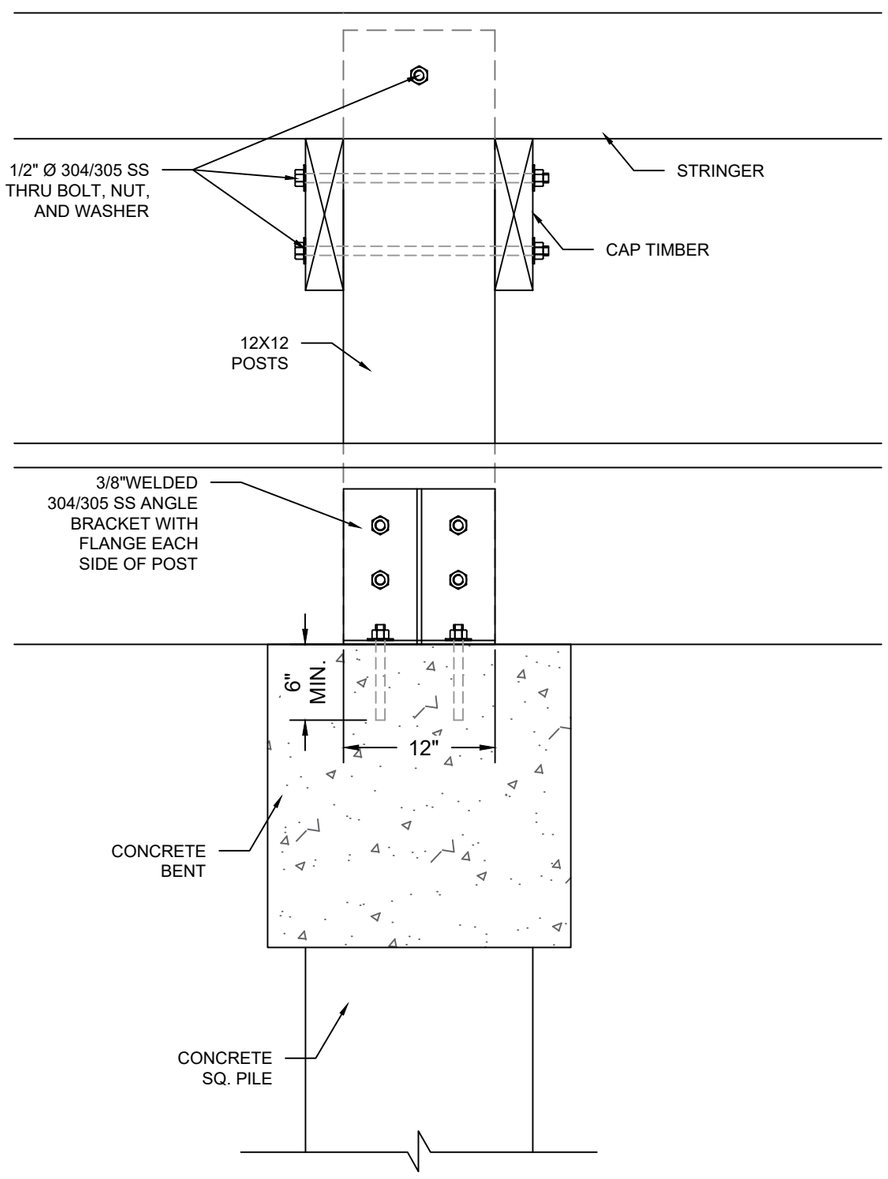

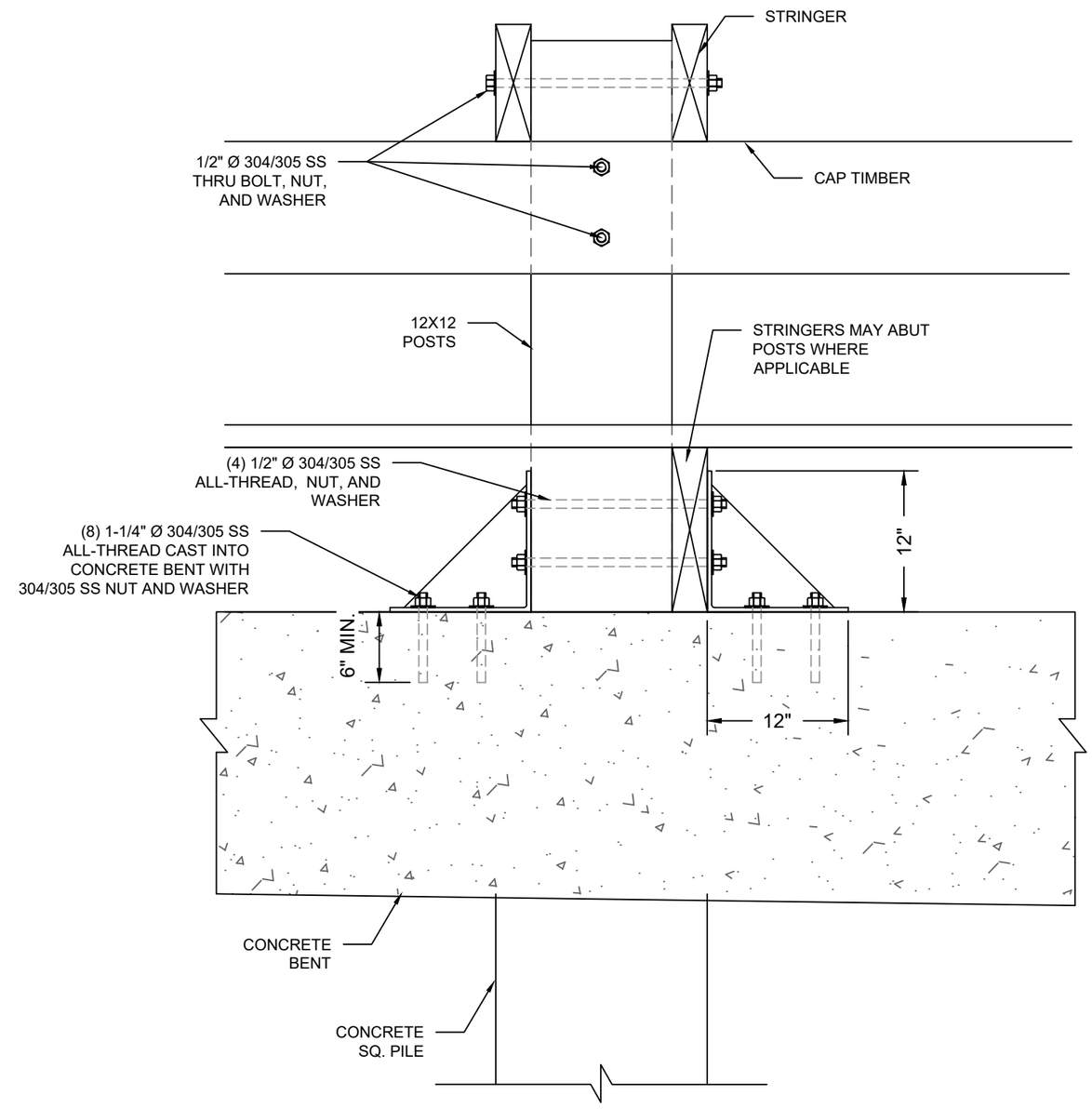

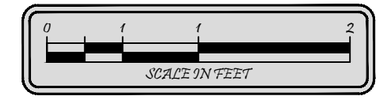

NAPLES PIER

OBSERVATION DECK FRAMING DETAIL

TURRELL, HALL & ASSOCIATES, INC.
Marine & Environmental Consulting
3584 Exchange Ave. Suite B,
Naples, Fl. 34104-3732
Phone: (239) 643-0166 Fax: (239) 643-6632
email: tuna@thanaples.com
RY NO. 5875

REV #	REV. BY	DATE	CHK. BY	CHANGED
01	-	-	-	-
02	-	-	-	-
03	-	-	-	-
04	-	-	-	-
05	-	-	-	-
06	-	-	-	-
07	-	-	-	-
08	-	-	-	-
09	-	-	-	-
10	-	-	-	-
11	-	-	-	-
12	-	-	-	-

DRAWN BY: RMJ
CHECKED BY: TH
REVIEWED BY: TH
PROJECT: 1550.6
SHEET: C112
DATE: 09-22-23
LAYOUT: 1550.06 NAPLES PIER DETAIL

p:\1550.06 naples pier design\CAD\CONSTRUCTION\1550.06-CONSTRUCTION.dwg 9/25/2023

p:\1550.06 naples pier design\CAD\CONSTRUCTION\1550.06-CONSTRUCTION.dwg 9/25/2023

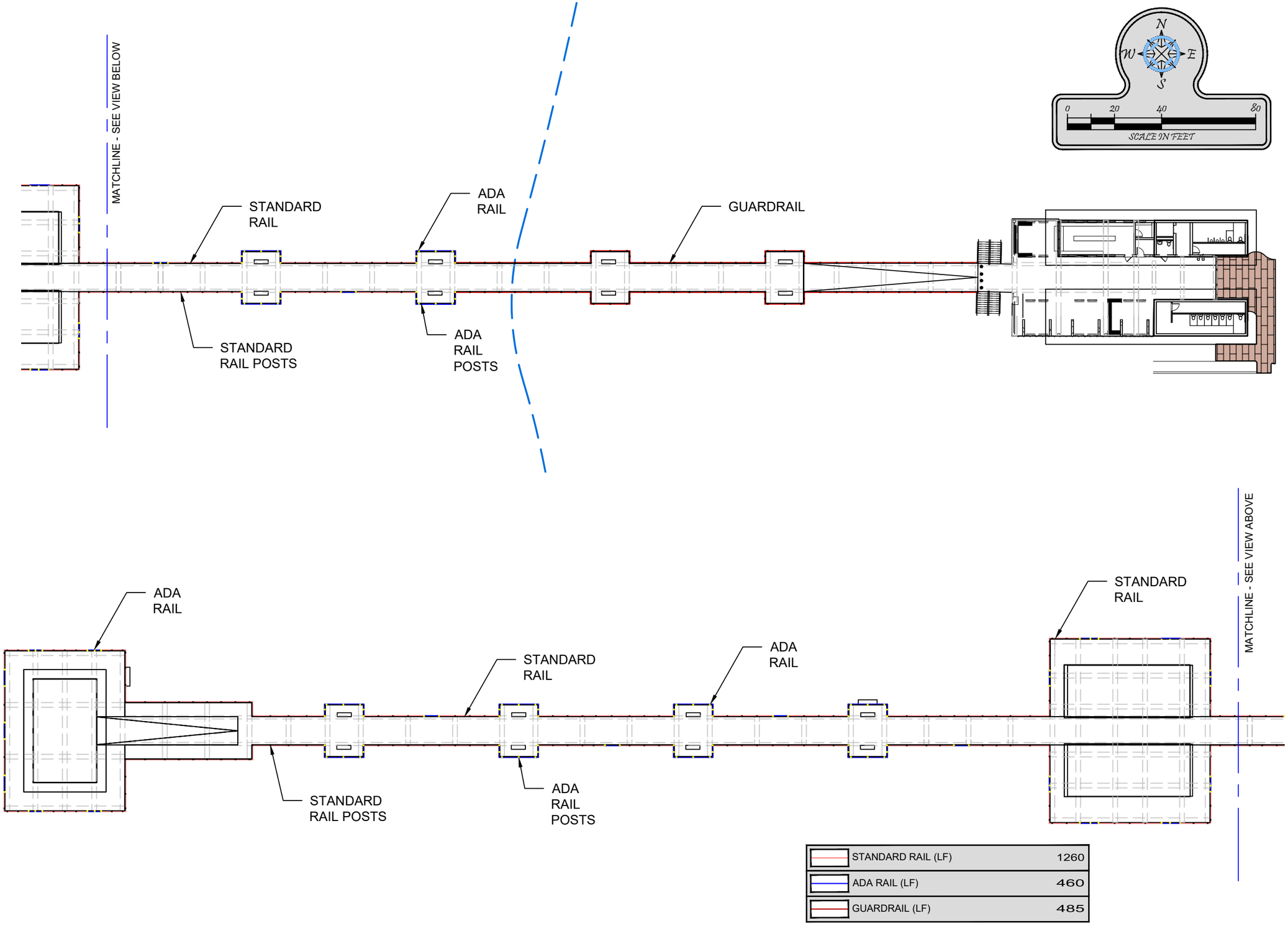

STANDARD RAIL (LF)	1260
ADA RAIL (LF)	460
GUARDRAIL (LF)	485

NAPLES PIER
RAILING PLAN

TURRELL, HALL & ASSOCIATES, INC.
Marine & Environmental Consulting
3564 Exchange Avenue B,
Naples, FL 34104-3732
Phone: (239) 643-0166 Fax: (239) 643-6632
email: tuna@thanaples.com
RY NO. 5875

REV #	REV BY	DATE	CHK BY	CHANGED
01	-	-	-	-
02	-	-	-	-
03	-	-	-	-
04	-	-	-	-
05	-	-	-	-
06	-	-	-	-
07	-	-	-	-
08	-	-	-	-
09	-	-	-	-
10	-	-	-	-
11	-	-	-	-
12	-	-	-	-

DRAWN BY: RMJ
CHECKED BY: TTH
PROJECT: 1550.6
DATE: 09-22-23
LAYOUT: RAILING PLAN
REVIEWED BY: TTH
SHEET: C113

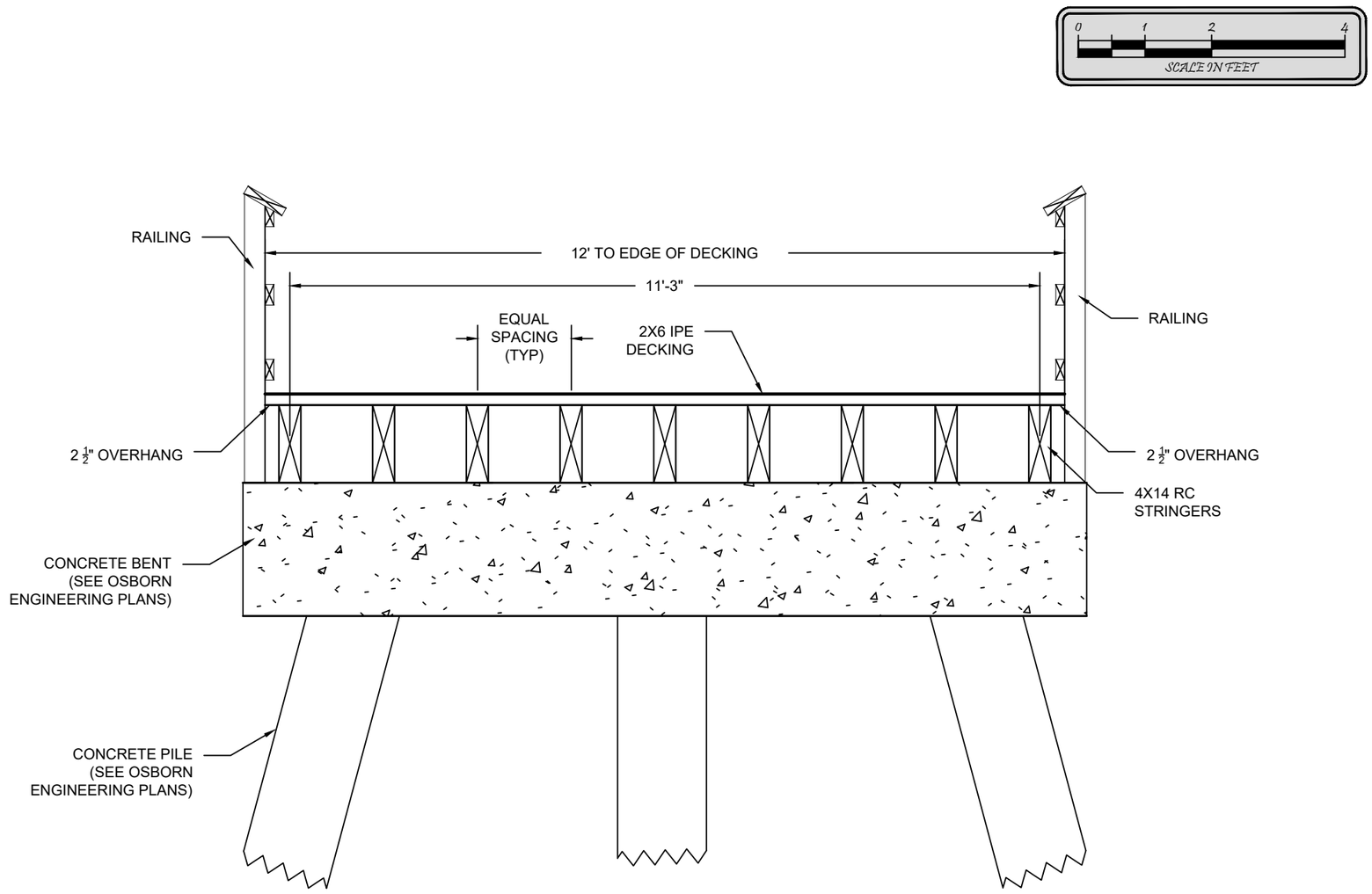

NAPLES PIER

CROSS SECTION AA

TURRELL, HALL & ASSOCIATES, INC.
Marine & Environmental Consulting
3584 Exchange Ave. Suite B,
Naples, FL 34104-5723
Phone: (239) 643-6632 Fax: (239) 643-6632
email: tuna@thanaples.com
RY NO. 5875

REV #	REV DT	DATE	CHK BY	CHANGED
01	-	-	-	-
02	-	-	-	-
03	-	-	-	-
04	-	-	-	-
05	-	-	-	-
06	-	-	-	-
07	-	-	-	-
08	-	-	-	-
09	-	-	-	-
10	-	-	-	-
11	-	-	-	-
12	-	-	-	-

DRAWN BY: RMJ
REVIEWED BY: TTT
CHECKED BY: TTT
SHEET: C114
PROJECT: 1550.6
DATE: 09-22-23
LAYOUT: CROSS SECTION AA

p:\1550.06 naples pier design\CAD\CONSTRUCTION\1550.06-CONSTRUCTION.dwg 9/25/2023

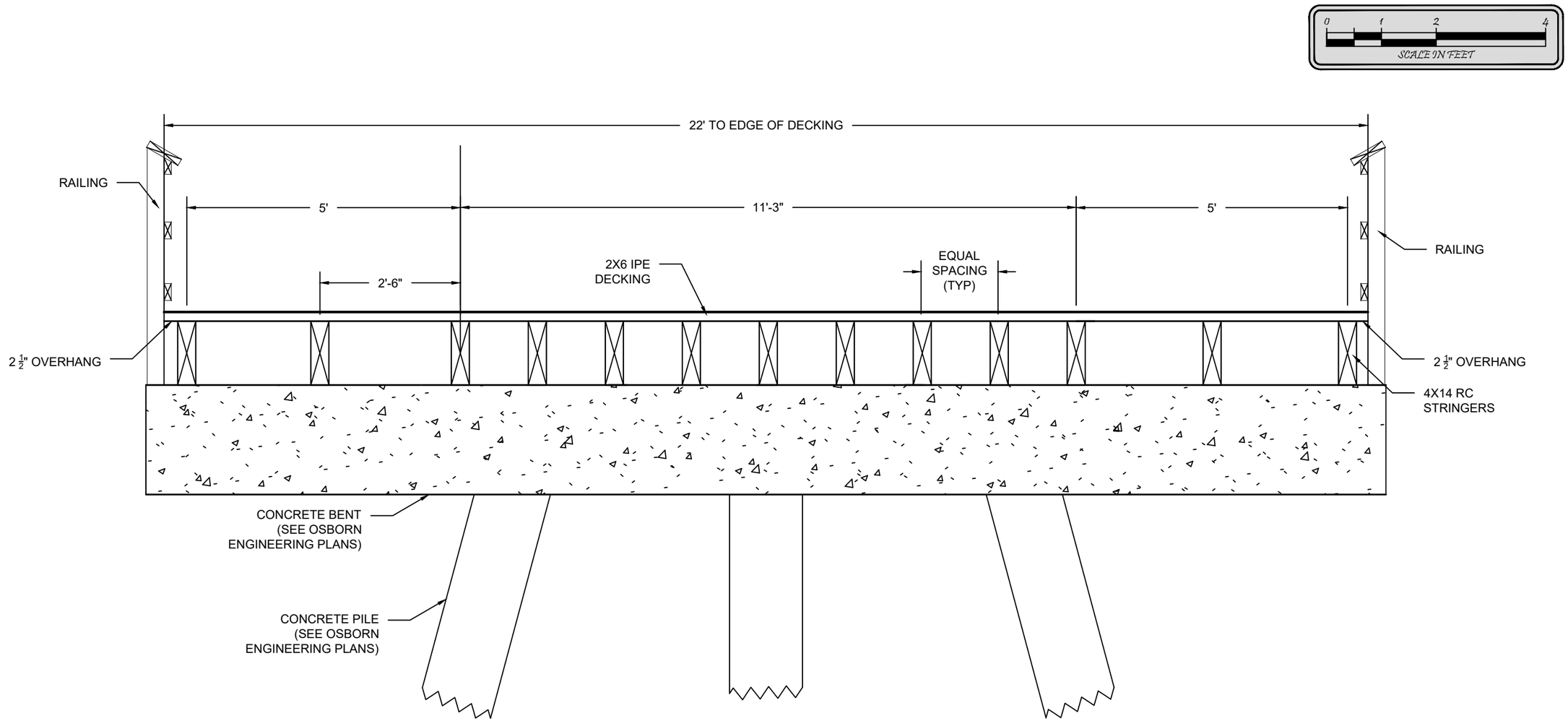

NAPLES PIER
CROSS SECTION BB

TURRELL, HALL & ASSOCIATES, INC.
Marine & Environmental Consulting
3584 Exchange Ave. Suite B,
Naples, FL 34104-5723
Phone: (239) 261-3160 Fax: (239) 643-6632
email: tuna@thanaples.com
RY NO. 5875

SCL#	PROJ BY	DATE	CHK BY	CHANGED
01	-	-	-	-
02	-	-	-	-
03	-	-	-	-
04	-	-	-	-
05	-	-	-	-
06	-	-	-	-
07	-	-	-	-
08	-	-	-	-
09	-	-	-	-
10	-	-	-	-
11	-	-	-	-
12	-	-	-	-

DRAWN BY: RMJ
REVIEWED BY: TTT
CHECKED BY: TTT
SHEET: C115
PROJECT: 1550.6
DATE: 09-22-23
LAYOUT: CROSS SECTION BB

p:\1550.06 naples pier design\CAD\CONSTRUCTION\1550.06-CONSTRUCTION.dwg 9/25/2023

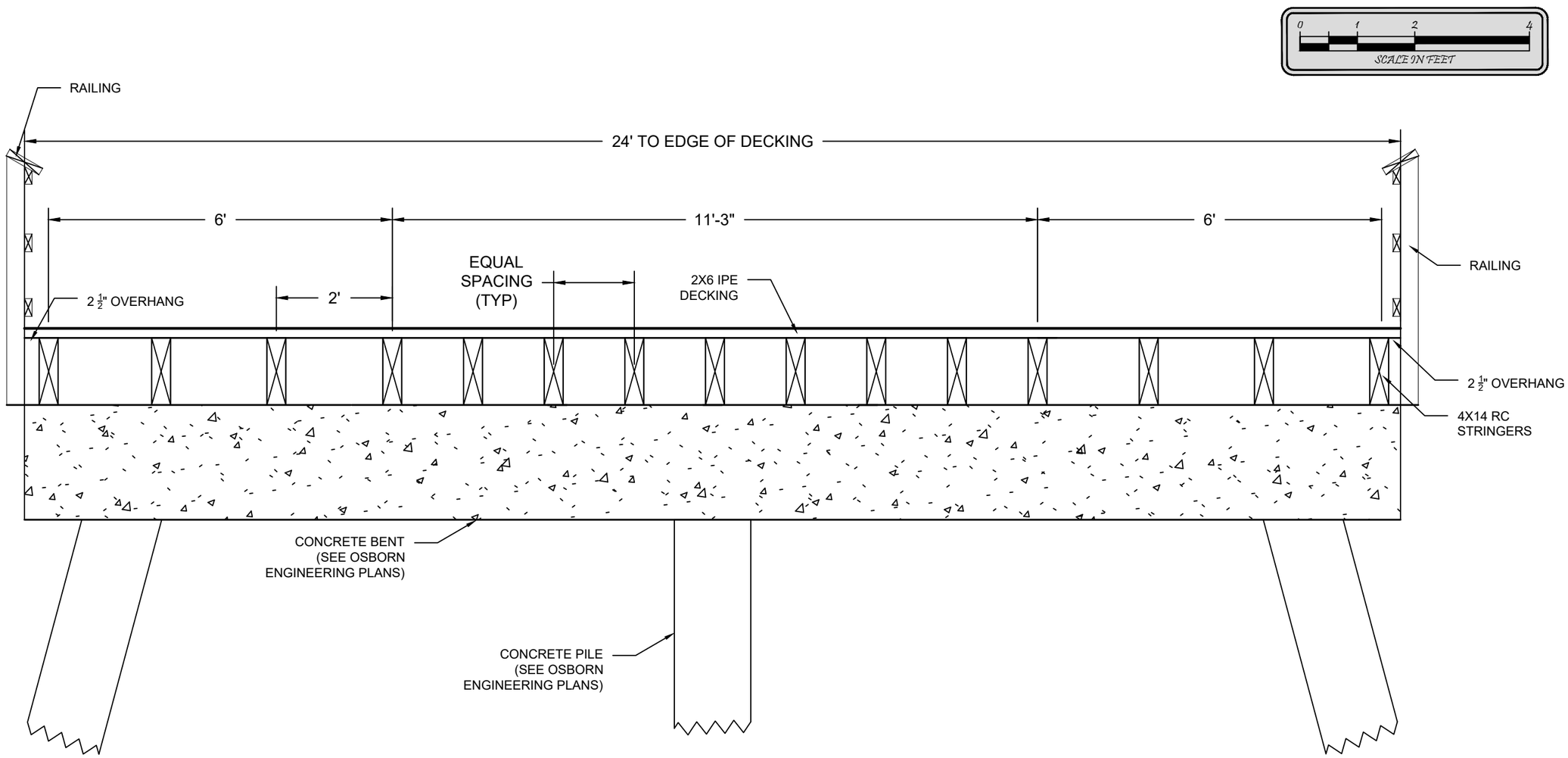

NAPLES PIER

CROSS SECTION CC

TURRELL, HALL & ASSOCIATES, INC.
Marine & Environmental Consulting
3584 Exchange Ave. Suite B,
Naples, FL 34104-5723
Phone: (239) 643-6632 Fax: (239) 643-6632
email: tuna@thanaples.com
RY NO. 5875

REV.#	REV. BY	DATE	CHK'D BY	CHANGED
01	-	-	-	-
02	-	-	-	-
03	-	-	-	-
04	-	-	-	-
05	-	-	-	-
06	-	-	-	-
07	-	-	-	-
08	-	-	-	-
09	-	-	-	-
10	-	-	-	-
11	-	-	-	-
12	-	-	-	-

DRAWN BY: RMJ
CHECKED BY: THT
REVIEWED BY: THT
PROJECT: 1550.6
DATE: 09-22-23
LAYOUT: CROSS SECTION CC
SHEET: C116

p:\1550.06 naples pier design\CAD\CONSTRUCTION\1550.06-CONSTRUCTION.dwg 9/25/2023

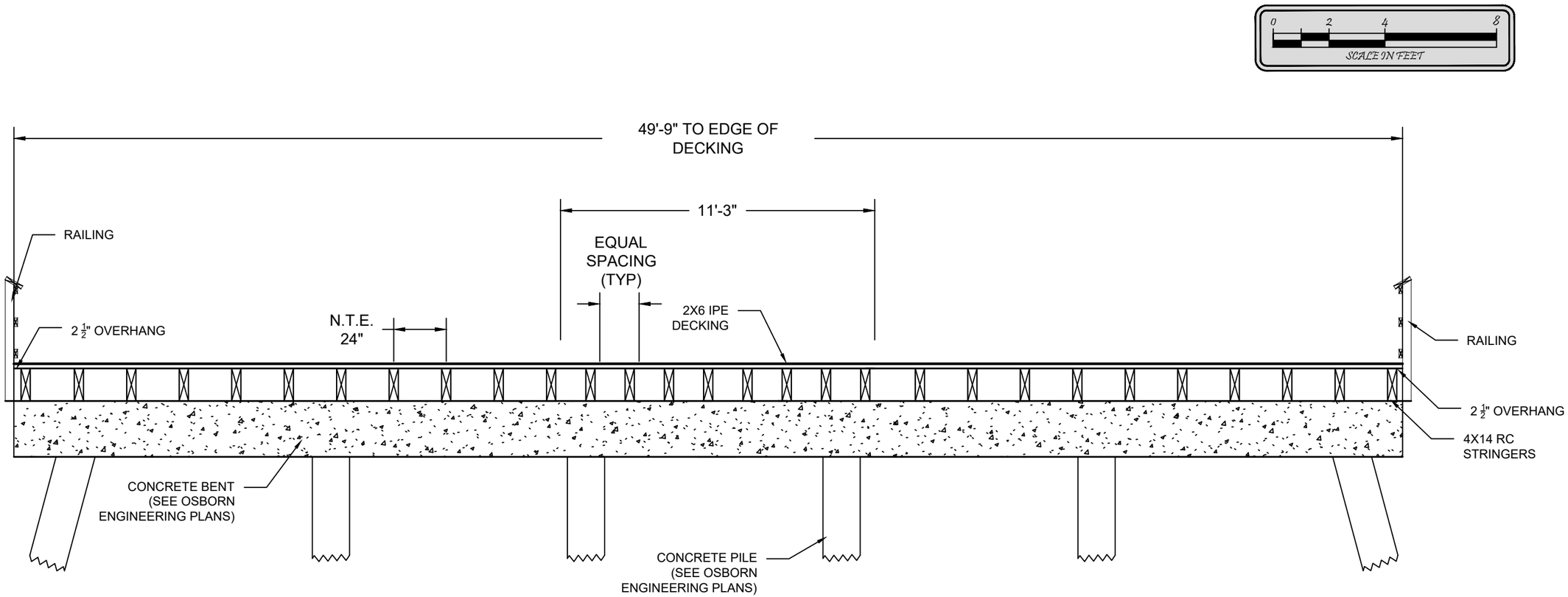

NAPLES PIER

CROSS SECTION DD

TURRELL, HALL & ASSOCIATES, INC.
Marine & Environmental Consulting
3584 Exchange Ave. Suite B,
Naples, FL 34104-7722
Phone: (239) 643-6632 Fax: (239) 643-6632
email: tuna@thanaples.com
RY NO. 5875

REV #	REV BY	DATE	CHK BY	CHANGED
01	-	-	-	-
02	-	-	-	-
03	-	-	-	-
04	-	-	-	-
05	-	-	-	-
06	-	-	-	-
07	-	-	-	-
08	-	-	-	-
09	-	-	-	-
10	-	-	-	-
11	-	-	-	-
12	-	-	-	-

DRAWN BY: RMJ
REVISED BY: TTT
CHECKED BY: TTH
SHEET: C117
PROJECT: 1550.6
DATE: 09-22-23
LAYOUT: CROSS SECTION DD

p:\1550.06 naples pier design\CAD\CONSTRUCTION\1550.06-CONSTRUCTION.dwg 9/25/2023

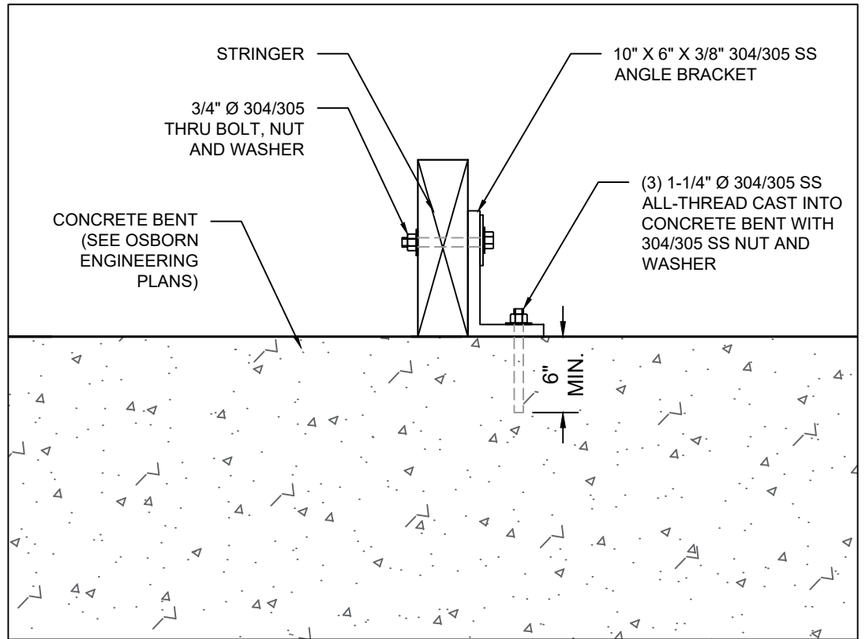

CROSS SECTION
SCALE: 1" = 1'

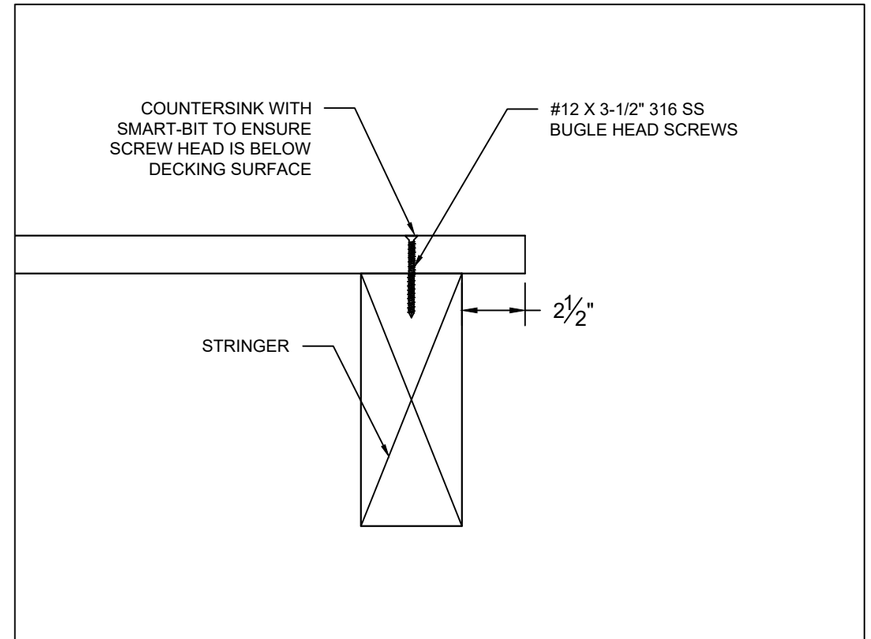

CROSS SECTION
SCALE: 1" = 0.5'

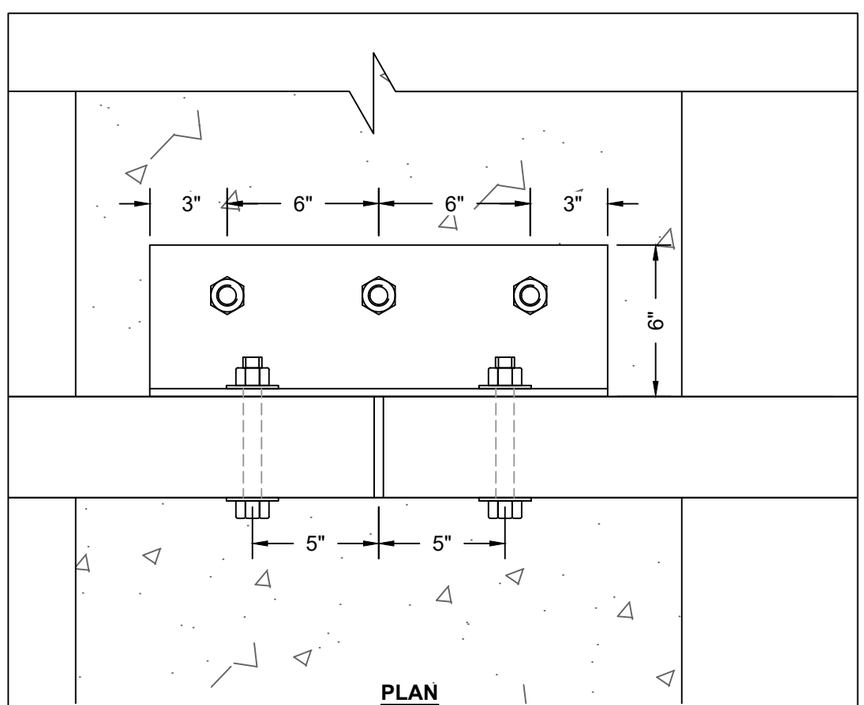

PLAN
SCALE: 1" = 0.5'

STRINGER CONNECTION DETAIL

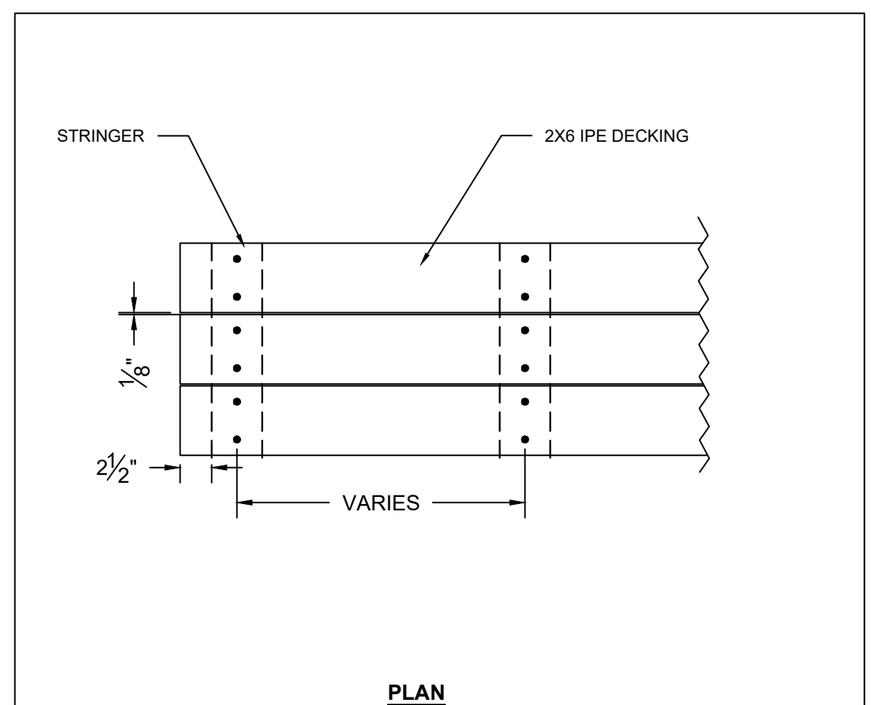

PLAN
SCALE: 1" = 1'

DECKING CONNECTION DETAIL

p:\1550.06 naples pier design\CAD\CONSTRUCTION\1550.06-CONSTRUCTION.dwg 9/25/2023

25 12TH AVE S, NAPLES, FL 34102

NAPLES PIER
DOCK DETAILS 1

TURRELL, HALL & ASSOCIATES, INC.
Marine & Environmental Consulting
3584 Exchange Ave. Suite B,
Naples, Fl. 34104-3732
Phone: (239) 643-0166 Fax: (239) 643-0632
email: tuna@thanaples.com
RY NO. 3875

REV #	REV BY	DATE	CHK BY	CHANGED
01	-	-	-	-
02	-	-	-	-
03	-	-	-	-
04	-	-	-	-
05	-	-	-	-
06	-	-	-	-
07	-	-	-	-
08	-	-	-	-
09	-	-	-	-
10	-	-	-	-
11	-	-	-	-
12	-	-	-	-

DRAWN BY: RMJ
REVIEWED BY: TTT
CHECKED BY: TTT
SHEET: C118
PROJECT: 1550.6
DATE: 09-22-23
LAYOUT: DOCK DETAILS 1

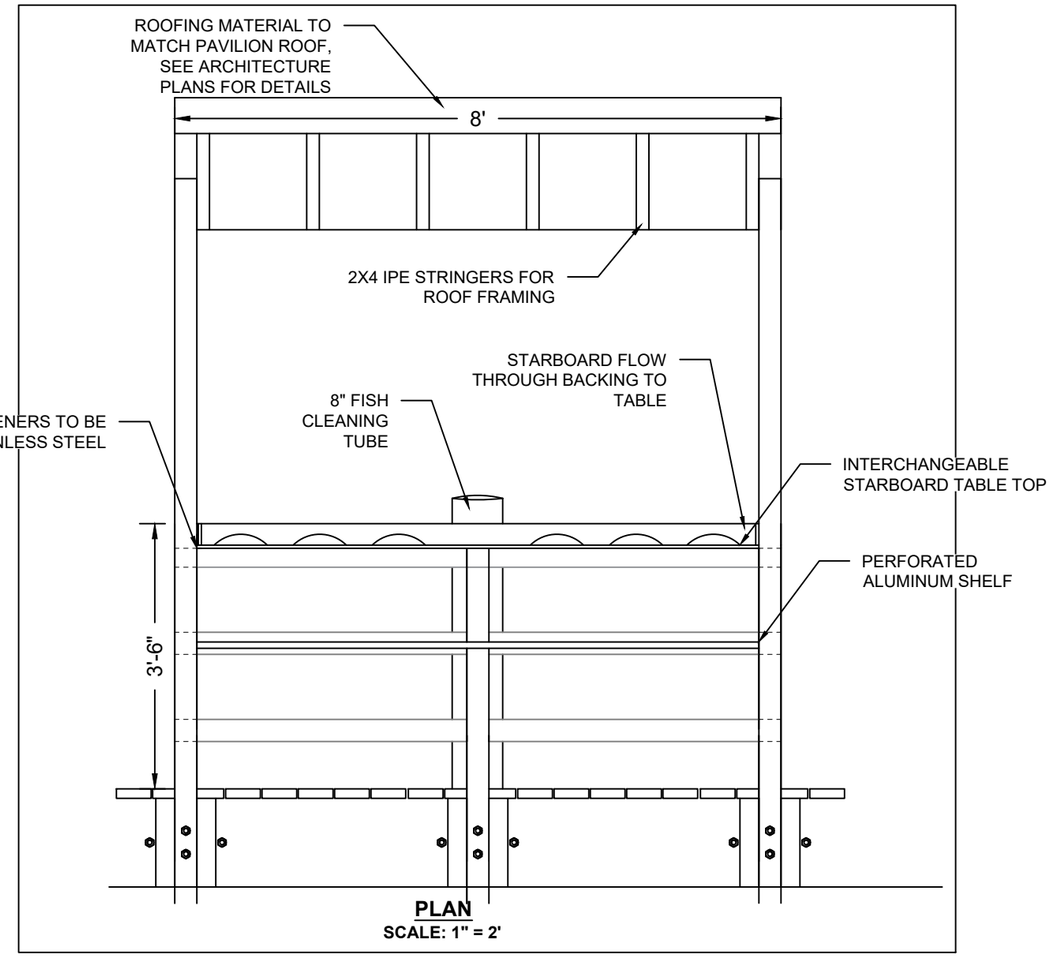

PLAN
SCALE: 1" = 2'

FISH CLEANING STATION DETAIL

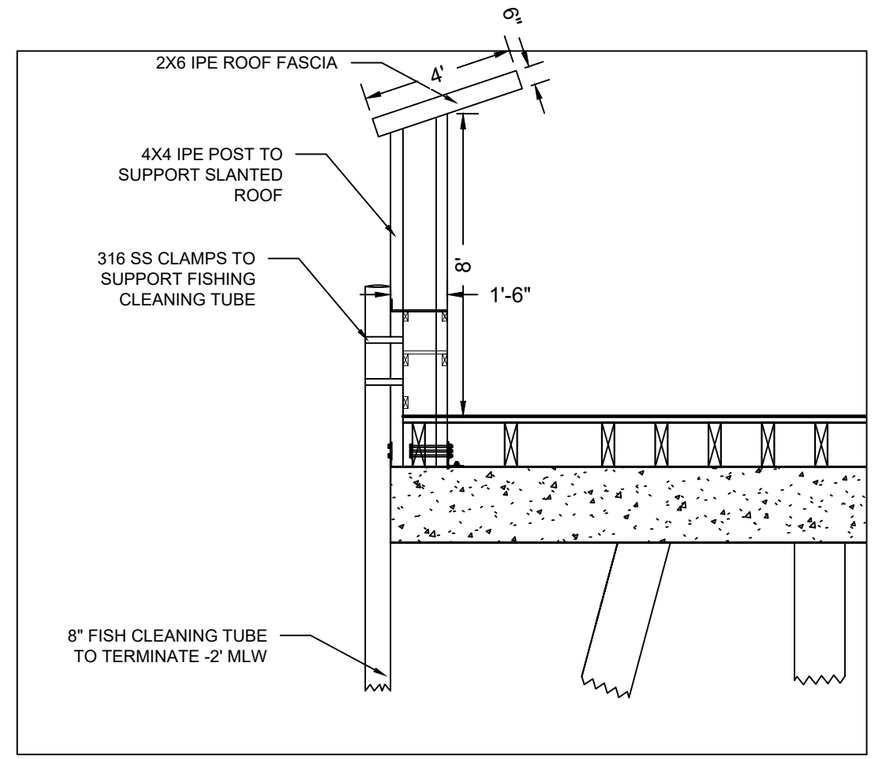

CROSS SECTION
SCALE: 1" = 4'

p:\1550.06 naples pier design\CAD\CONSTRUCTION\1550.06-CONSTRUCTION.dwg 9/25/2023

25 12TH AVE S, NAPLES, FL 34102

NAPLES PIER
DOCK DETAILS 2

TURRELL, HALL & ASSOCIATES, INC.
Marine & Environmental Consulting
3584 Exchange Ave. Suite B,
Naples, Fl. 34104-3732
Phone: (239) 643-0166 Fax: (239) 643-0632
email: tuna@thanaples.com
RY NO. 5875

REV #	REV BY	DATE	CHK BY	CHANGED
01	-	-	-	-
02	-	-	-	-
03	-	-	-	-
04	-	-	-	-
05	-	-	-	-
06	-	-	-	-
07	-	-	-	-
08	-	-	-	-
09	-	-	-	-
10	-	-	-	-
11	-	-	-	-
12	-	-	-	-

DRAWN BY: RMJ
REVIEWED BY: TTT
CHECKED BY: TTT
SHEET: C119
PROJECT: 1550.6
DATE: 09-22-23
LAYOUT: DOCK DETAILS 2

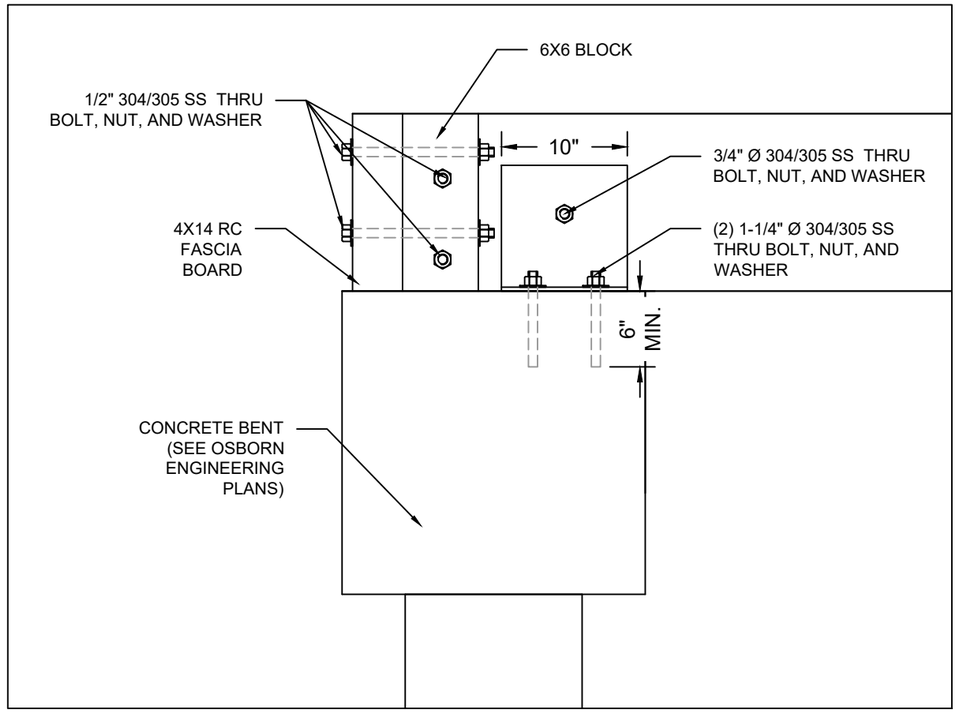

CROSS SECTION
SCALE: 1" = 1'

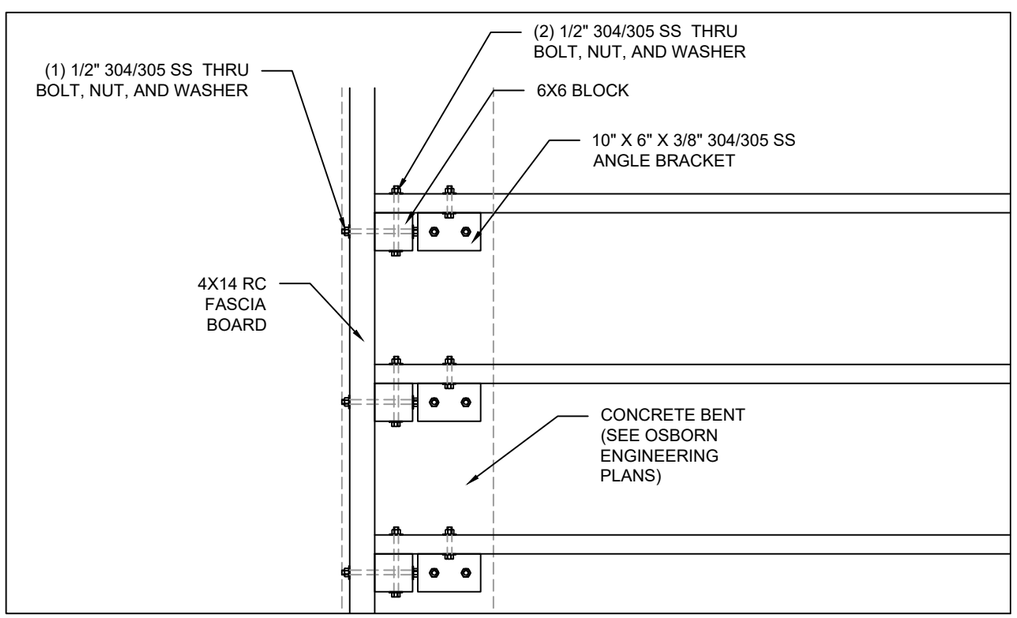

PLAN
SCALE: 1" = 2'

STRINGER TERMINATION / FASCIA CONNECTION DETAIL

p:\1550.06 naples pier design\CAD\CONSTRUCTION\1550.06-CONSTRUCTION.dwg 9/25/2023

25 12TH AVE S, NAPLES, FL 34102

NAPLES PIER
DOCK DETAILS 3

TURRELL, HALL & ASSOCIATES, INC.
Marine & Environmental Consulting
3584 Exchange Ave. Suite B,
Naples, Fl. 34104-3732
Phone: (239) 643-0166 Fax: (239) 643-0632
email: tuna@thanaples.com
RY NO. 3875

REV #	REV BY	DATE	CHK BY	CHANGED
01	-	-	-	-
02	-	-	-	-
03	-	-	-	-
04	-	-	-	-
05	-	-	-	-
06	-	-	-	-
07	-	-	-	-
08	-	-	-	-
09	-	-	-	-
10	-	-	-	-
11	-	-	-	-
12	-	-	-	-

DRAWN BY: RMJ
CHECKED BY: TTT
REVIEWED BY: TTT
PROJECT: 1550.6
DATE: 09-22-23
SHEET: C120
LAYOUT: DOCK DETAILS 3

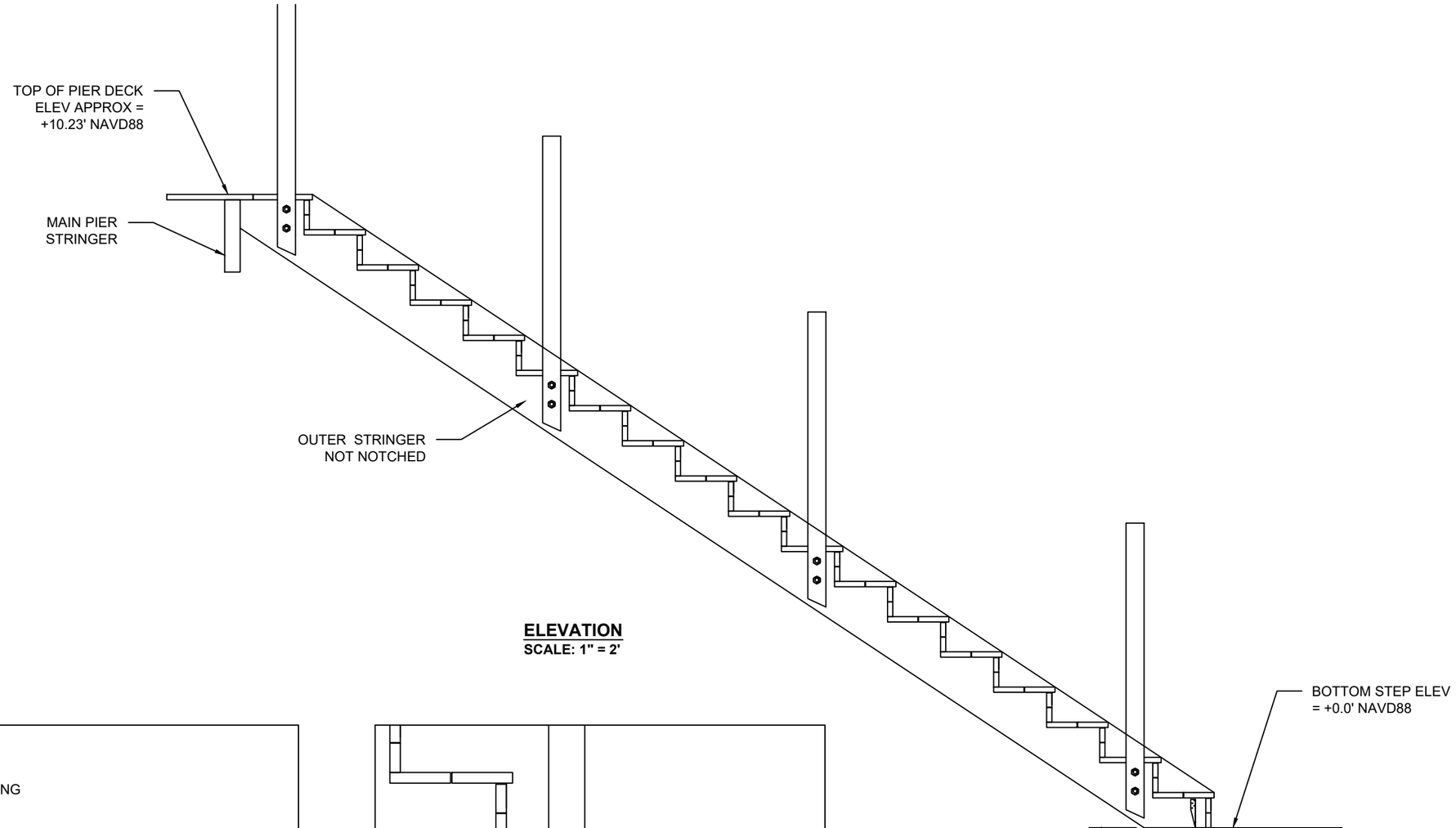

ELEVATION
SCALE: 1" = 2'

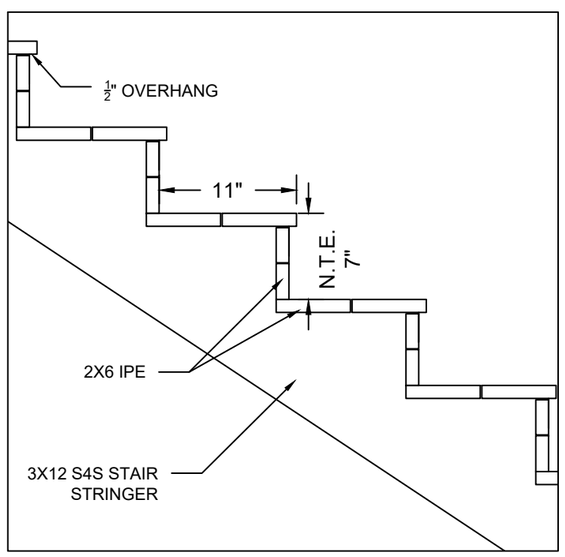

STAIR DETAIL
SCALE: 1" = 1'

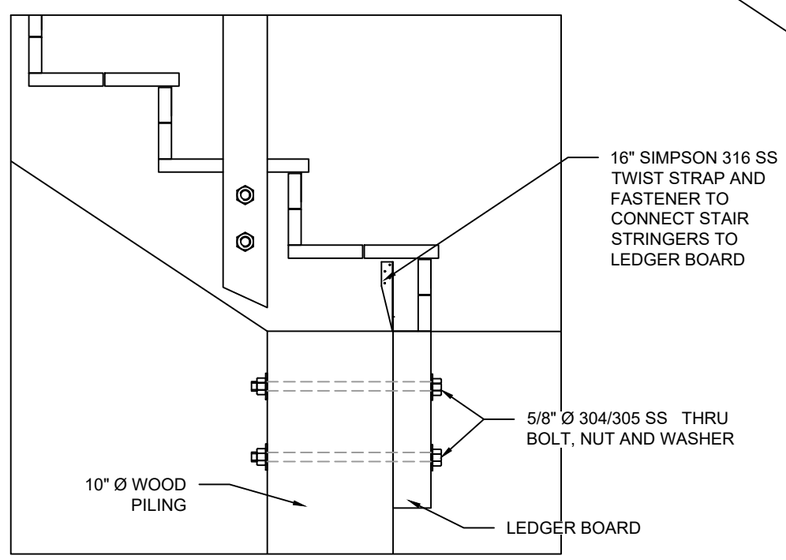

STAIR CONNECTION DETAIL
SCALE: 1" = 1'

p:\1550.06 naples pier design\CAD\CONSTRUCTION\1550.06-CONSTRUCTION.dwg 9/25/2023

25 12TH AVE S, NAPLES, FL 34102

NAPLES PIER
STAIR DETAILS 1

TURRELL, HALL & ASSOCIATES, INC.
Marine & Environmental Consulting
3584 Exchange Ave. Suite B,
Naples, Fl. 34104-3732
Phone: (239) 643-0166 Fax: (239) 643-6632
email: tuna@thanaples.com
RY NO. 5875

NO.	REVISED BY	DATE	CHK BY	CHANGED
01				
02				
03				
04				
05				
06				
07				
08				
09				
10				
11				
12				

DRAWN BY: RMJ
CHECKED BY: TTT
PROJECT: 1550.6
DATE: 09-22-23
LAYOUT: STAIR DETAILS 1
REVIEWED BY: TTT
SHEET: C121

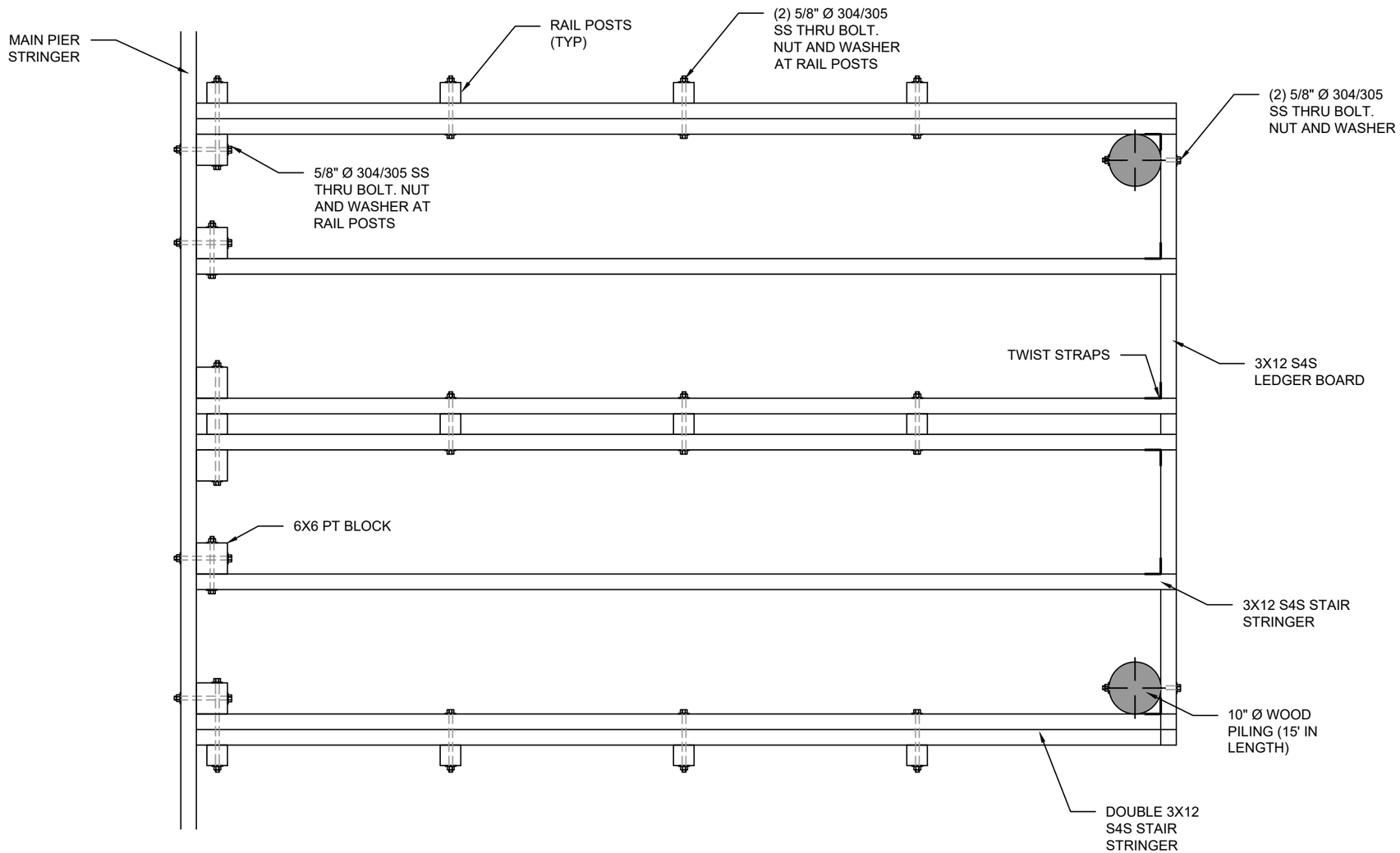

PLAN
SCALE: 1" = 2'

25 12TH AVE S, NAPLES, FL 34102

NAPLES PIER
STAIR DETAILS 2

TURRELL, HALL & ASSOCIATES, INC.
Marine & Environmental Consulting
3584 Exchange Ave. Suite B,
Naples, Fl. 34104-3732
Phone: (239) 643-0166 Fax: (239) 643-0632
email: tuna@thanaples.com
RY NO. 5875

REV #	REV BY	DATE	CHK BY	CHANGED
01	-	-	-	-
02	-	-	-	-
03	-	-	-	-
04	-	-	-	-
05	-	-	-	-
06	-	-	-	-
07	-	-	-	-
08	-	-	-	-
09	-	-	-	-
10	-	-	-	-
11	-	-	-	-
12	-	-	-	-

REVIEWED BY: TTT
SHEET: C122

DRAWN BY: RMJ
CHECKED BY: TTT
PROJECT: 1550.6
DATE: 09-22-23
LAYOUT: STAIR DETAILS 2

p:\1550.06 naples pier design\CAD\CONSTRUCTION\1550.06-CONSTRUCTION.dwg 9/25/2023

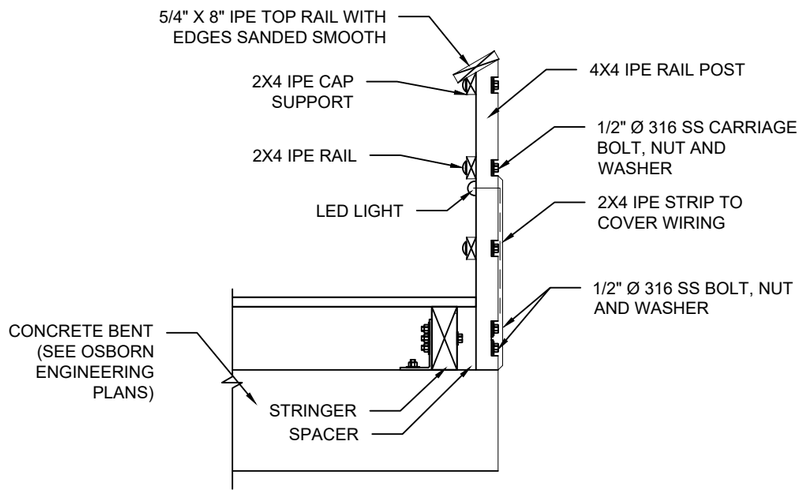

CROSS SECTION AT BENT
SCALE: 1" = 1'

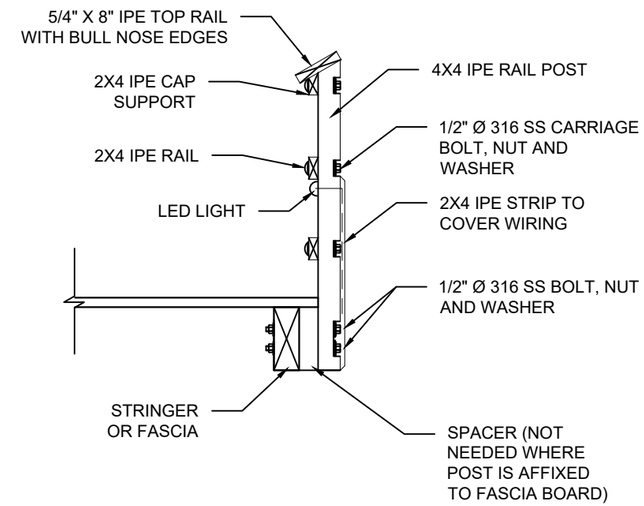

CROSS SECTION AT MID SPANS AND NORTH-SOUTH RUNS
SCALE: 1" = 1'

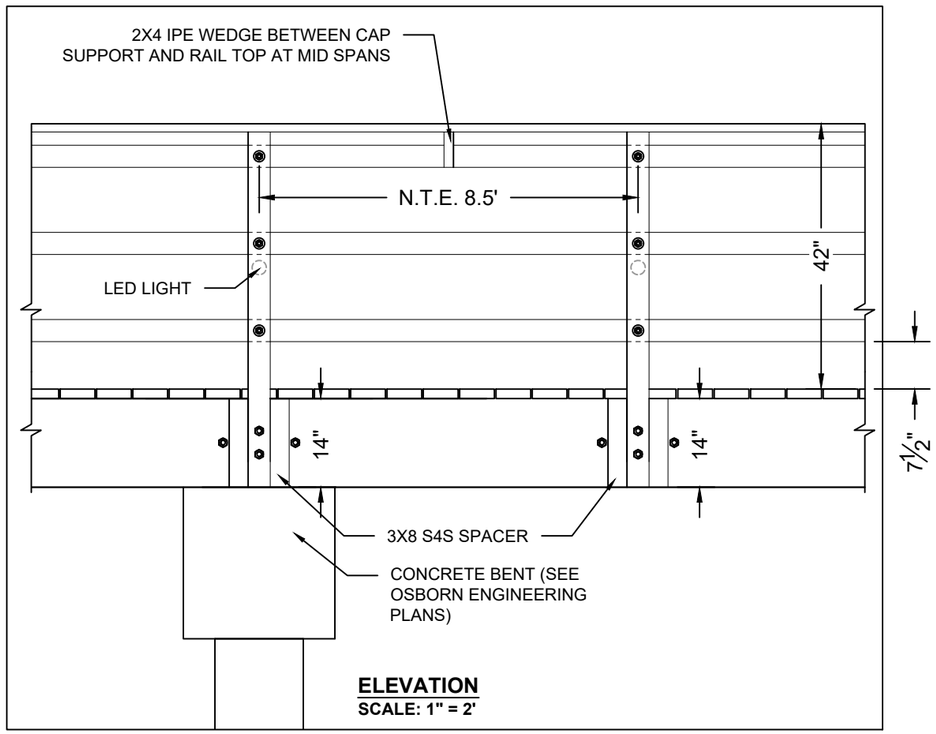

ELEVATION
SCALE: 1" = 2'

RAILING DETAILS

p:\1550.06 naples pier design\CAD\CONSTRUCTION\1550.06-CONSTRUCTION.dwg 9/25/2023

25 12TH AVE S, NAPLES, FL 34102

NAPLES PIER
RAILING DETAILS 1

TURRELL, HALL & ASSOCIATES, INC.
Marine & Environmental Consulting
3584 Exchange Ave. Suite B,
Naples, Fl. 34104-3732
Phone: (239) 643-0166 Fax: (239) 643-0632
email: tuna@thanaples.com
RY NO. 3875

REV #	REV BY	DATE	CHK BY	CHANGED
01	-	-	-	-
02	-	-	-	-
03	-	-	-	-
04	-	-	-	-
05	-	-	-	-
06	-	-	-	-
07	-	-	-	-
08	-	-	-	-
09	-	-	-	-
10	-	-	-	-
11	-	-	-	-
12	-	-	-	-

DRAWN BY: RMJ
CHECKED BY: TTH
REVIEWED BY: TTT
PROJECT: 1550.6
DATE: 09-22-23
LAYOUT: RAILING DETAILS 1
SHEET: C123

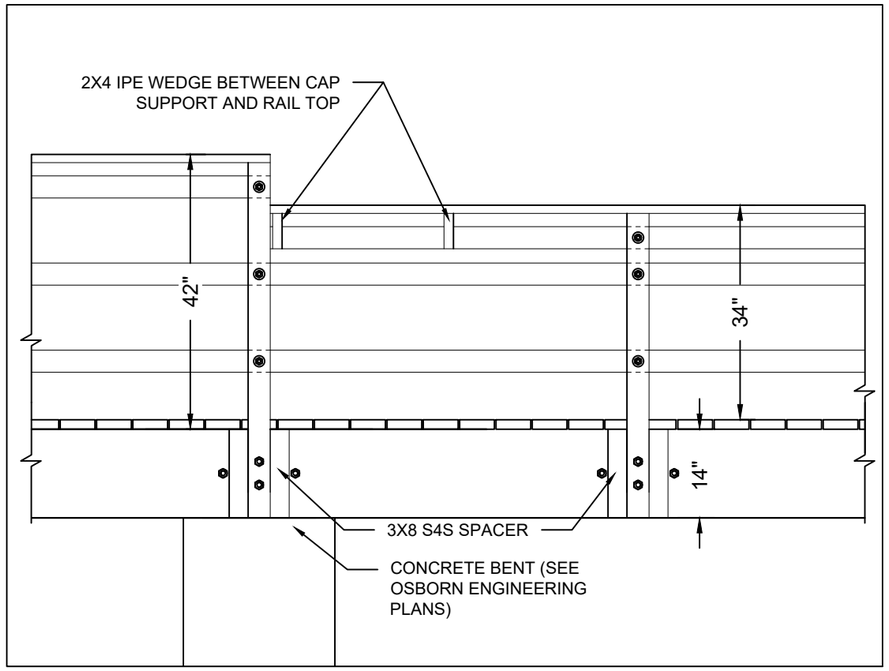

ADA RAILING DETAILS

SCALE: 1" = 2'

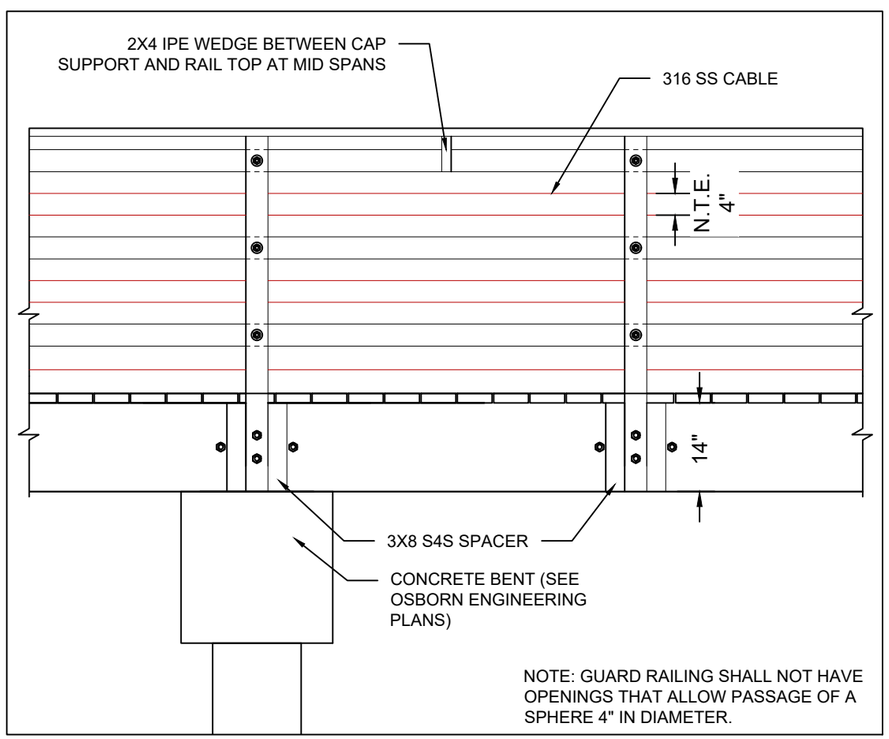

GUARD RAILING DETAILS

SCALE: 1" = 2'

p:\1550.06 naples pier design\CAD\CONSTRUCTION\1550.06-CONSTRUCTION.dwg 9/25/2023

25 12TH AVE S, NAPLES, FL 34102

NAPLES PIER

RAILING DETAILS 2

TURRELL, HALL & ASSOCIATES, INC.
Marine & Environmental Consulting
3584 Exchange Ave. Suite B,
Naples, Fl. 34104-3732
Phone: (239) 643-0166 Fax: (239) 643-0632
email: tunze@thanaples.com
FL REG. NO. 5875

REV #	REV BY	DATE	CHK BY	CHANGED
01	-	-	-	-
02	-	-	-	-
03	-	-	-	-
04	-	-	-	-
05	-	-	-	-
06	-	-	-	-
07	-	-	-	-
08	-	-	-	-
09	-	-	-	-
10	-	-	-	-
11	-	-	-	-
12	-	-	-	-

DRAWN BY: RMJ
CHECKED BY: THH
PROJECT: 1550.6
DATE: 09-22-23
LAYOUT: RAILING DETAILS 2
REVIEWED BY: THH
SHEET: C123

p:\1550.06 naples pier design\CAD\CONSTRUCTION\1550.06-CONSTRUCTION.dwg 9/25/2023

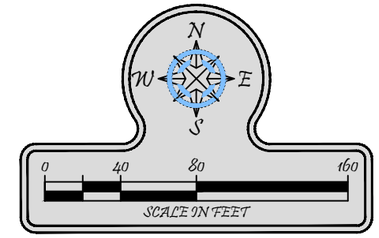

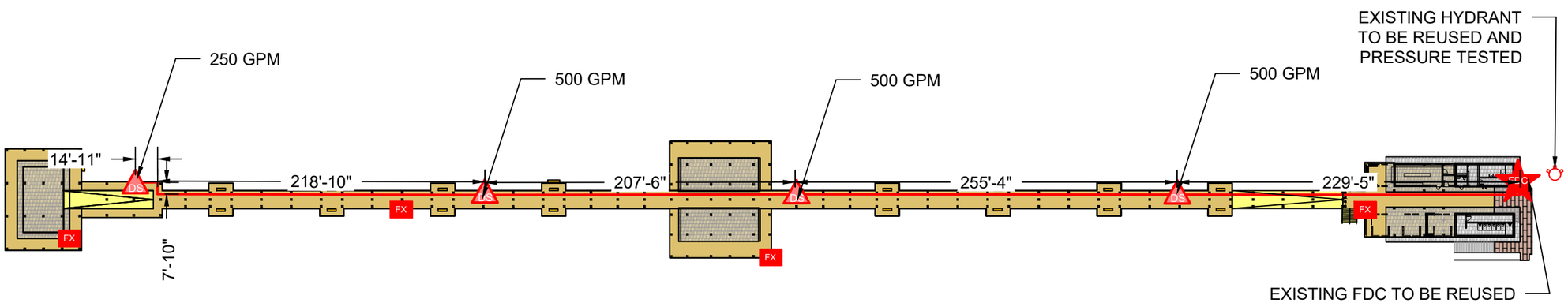

LEGEND	
FDC	FIRE DEPARTMENT CONNECTION
FX	10LB FIRE EXTINGUISHER MOUNTED ON RAILING
DS	DRY STAND PIPE
	EXISTING HYDRANT
	4" 316 SS FIRE LINE

FIRE PIPING SPECIFICATIONS:

1. INSTALLATION OF ALL PIPING SHALL BE PER THE LATEST EDITION ACCEPTED BY THE LOCAL AHJ OF THE FLORIDA BUILDING CODE - PLUMBING EDITION, NFPA 303, NFPA 14
2. ALL PIPING SHALL BE 316 STAINLESS STEEL AND ALL FITTINGS SHALL BE HEAT FUSED OR THREADED.
3. ALL PIPING SHALL BE PRESSURE TESTED AFTER CONNECTING APPLICABLE VALVES. PIPING SHALL BE TESTED TO AT LEAST 200 PSIG AND PRESSURE SHALL BE MAINTAINED FOR A MINIMUM OF 2 HRS.
4. ALL PIPE HANGERS, STRAPS, NUTS, BOLTS, ANGLE SUPPORTS, ETC. SHALL BE STAINLESS STEEL.
5. PIPING SHALL BE STRAPPED TO DOCK SYSTEM UTILIZING INTERFERENCE FIT STAINLESS STEEL STRAPS THAT RESTRICT MOVEMENT AND CONFINE PIPE EXPANSION AND CONTRACTION TO THE AREA BETWEEN NEIGHBORING STRAPS.
6. ALL 90 DEGREE BENDS SHALL BE LONG RADIUS
7. CONTRACTOR SHALL SUBMIT ALL MATERIALS TO EOR AND FIRE DEPARTMENT PRIOR TO COMMENCEMENT FOR NECESSARY APPROVALS
8. ALL UNDERGROUND PIPING TO HAVE A FIRE INSPECTION

NAPLES PIER
FIRE PLAN

TURRELL, HALL & ASSOCIATES, INC.
Marine & Environmental Consulting
3584 Exposition Blvd, Suite B,
Naples, FL 34104-3732
Phone: (239) 643-0166 Fax: (239) 643-6632
email: tuna@thanaples.com
RY NO. 5875

REV #	REV BY	DATE	CHK'D?	CHANGED
01	-	-	-	-
02	-	-	-	-
03	-	-	-	-
04	-	-	-	-
05	-	-	-	-
06	-	-	-	-
07	-	-	-	-
08	-	-	-	-
09	-	-	-	-
10	-	-	-	-
11	-	-	-	-
12	-	-	-	-

REVIEWED BY: TTT

SHEET: U100

DRAWN BY: RMJ

CHECKED BY: TTT

PROJECT: 1550.6

DATE: 09-22-23

LAYOUT: FIRE PLAN

p:\1550.06 naples pier design\CAD\CONSTRUCTION\1550.06-CONSTRUCTION.dwg 9/25/2023

Dry Standpipe Hydraulic Calculations

Design Criteria:

NFPA 14: Standard for the installation of standpipe and hose systems
13.5.4.2 Standpipe systems shall be designed to provide 100 psi at the most remote outlet with the calculations terminating at the fire department connection.

13.5.5.1 The minimum flow rate for the hydraulically most remote standpipe shall be 500gpm, through the two most remote 2-1/2" outlets, and the calculation procedure shall be in accordance with 13.5.6.

13.5.5.2 Where the system supplies three or more hose connections , the minimum flow rate for the hydraulically most demanding horizontal standpipe shall be 750 GPM, and the calculation procedure shall be in accordance with 13.5.6.1.

13.5.6.1 Where a standpipe system supplies three or more hose connections on any pier, dock or similar structure hydraulic calculations and pipe sizes for each standpipe shall be based on providing 250gpm at the three hydraulically most remote hose connections on the standpipe and the most remove outlet of each other standpipes at the minimum residual pressure required by 13.5.4.

250 GPM @ 100 PSI Residual at most remote valve

Naples Pier
Most Remote Valve

GPM	**250**
Result overall PSI (drop)	**24.0749496**

SS

Nominal Diameter (in)	Diameter (in)	C(Coeff).)	Length(ft)	PSI (drop)
2-1/2	2.5	150	75	10.041108
3	3	150	0	0
4	4	150	1034	14.033842

HDPE

Nominal Diameter (in)	Diameter (in)	C(Coeff).)	Length(ft)	PSI (drop)
2	1.92	150	0	0
3	2.83	150	0	0
4	3.633	150	0	0
6	5.349	150	0	0

GPM = Gallons per minute
PSI = Pounds per square inch
Based on Hazen-Williams Formula

Naples Pier
2ND Most Remote Valve

GPM	**500**
Result overall PSI (drop)	**74.3624092**

SS

Nominal Diameter (in)	Diameter (in)	C(Coeff).)	Length(ft)	PSI (drop)
2-1/2	2.5	150	75	36.198212
3	3	150	0	0
4	4	150	780	38.164198

HDPE

Nominal Diameter (in)	Diameter (in)	C(Coeff).)	Length(ft)	PSI (drop)
2	1.92	150	0	0
3	2.83	150	0	0
4	3.633	150	0	0
6	5.349	150	0	0

GPM = Gallons per minute
PSI = Pounds per square inch
Based on Hazen-Williams Formula

Naples Pier
3rd Most Remote Valve

GPM	**500**
Result overall PSI (drop)	**51.0943755**

SS

Nominal Diameter (in)	Diameter (in)	C(Coeff).)	Length(ft)	PSI (drop)
2-1/2	2.5	150	75	36.19821
3	3	150	0	0
4	4	150	572	27.98708

HDPE

Nominal Diameter (in)	Diameter (in)	C(Coeff).)	Length(ft)	PSI (drop)
2	1.92	150	0	0
3	2.83	150	0	0
4	3.633	150	0	0
6	5.349	150	0	0

GPM = Gallons per minute
PSI = Pounds per square inch
Based on Hazen-Williams Formula

Naples Pier
4th Most Remote Valve

GPM	**500**
Result overall PSI (drop)	**51.7085329**

SS

Nominal Diameter (in)	Diameter (in)	C(Coeff).)	Length(ft)	PSI (drop)
2-1/2	2.5	150	75	36.198212
3	3	150	0	0
4	4	150	317	15.510321

HDPE

Nominal Diameter (in)	Diameter (in)	C(Coeff).)	Length(ft)	PSI (drop)
2	1.92	150	0	0
3	2.83	150	0	0
4	3.633	150	0	0
6	5.349	150	0	0

GPM = Gallons per minute
PSI = Pounds per square inch
Based on Hazen-Williams Formula

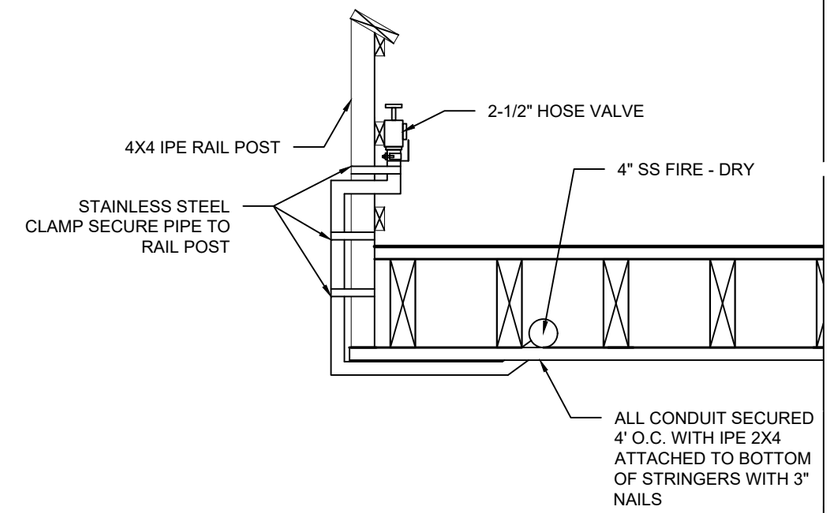

STANDPIPE DETAIL
SCALE: 1" = 1'

NAPLES PIER
FIRE DETAILS

TURRELL, HALL & ASSOCIATES, INC.
Marine & Environmental Consulting
3584 Exchange Avenue B,
Naples, FL 34104-3733
Phone: (239) 643-0166 Fax: (239) 643-6632
email: tuna@thanaples.com
RY NO. 5875

REV #	REV BY	DATE	CHK BY	CHANGED
01	-	-	-	-
02	-	-	-	-
03	-	-	-	-
04	-	-	-	-
05	-	-	-	-
06	-	-	-	-
07	-	-	-	-
08	-	-	-	-
09	-	-	-	-
10	-	-	-	-
11	-	-	-	-
12	-	-	-	-

DRAWN BY: RMJ
CHECKED BY: TTH
REVIEWED BY: TTH
SHEET: U101
PROJECT: 1550.6
DATE: 09-22-23
LAYOUT: FIRE DETAILS

p:\1550.06 naples pier design\CAD\CONSTRUCTION\1550.06-CONSTRUCTION.dwg 9/25/2023

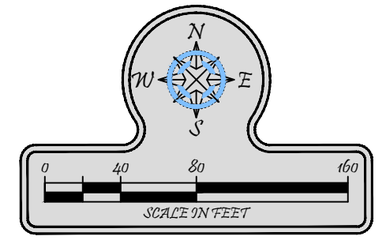

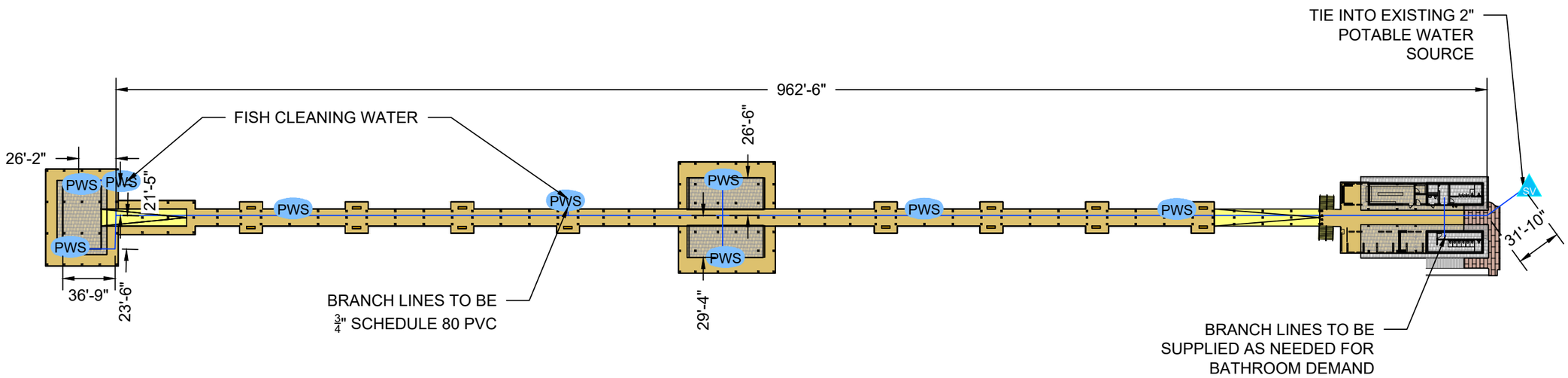

POTABLE WATER SPECIFICATIONS:

1. INSTALLATION OF ALL PIPING SHALL BE PER THE LATEST EDITION ACCEPTED BY THE LOCAL AHJ OF THE FLORIDA BUILDING CODE - PLUMBING EDITION AND COMPLY WITH AWWA C901, ASTM D3350, AND ASTM F714.
2. ALL PIPES, FITTINGS, AND JOINTS SHALL CONFORM TO THE FOLLOWING:
   - 2.1. WATER TRUNK LINES SHALL BE HIGH DENSITY POLYETHYLENE (HDPE) SDR 11 PRESSURE RATED PIPE WITH HEAT FUSED JOINTS. THE PIPING SHALL HAVE UV STABILIZERS.
   - 2.2. PEX-A PIPING SHALL BE UTILIZED FROM THE HDPE TRUNK LINES TO EACH I HOSE SPIGOTS.
   - 2.3. BALL VALVES FOR SERVICE VALVES SHALL BE FULL PORT TYPES
3. ALL PLUMBING SHALL BE PRESSURE TESTED PRIOR TO CONNECTING TO EXISITNG UTILITIES. TEST RESULTS SHALL BE SIGNED BY THE LICENSED PLUMBER AND PROVIDED TO THE EOR. PIPING SHALL BE TESTED TO A MINIMUM OF 1.5X STREET PRESSURE AND PRESSURE SHALL BE MAINTAINED FOR AT LEAST 2 HOURS.
4. DOMESTIC WATER SUPPLY SHALL BE CONNECTED / EXTENDED AS SHOWN IN THE PLAN SET.
5. ALL PIPE HANGERS, STRAPS, NUTS, BOLTS, ANGLE SUPPORTS, ETC. SHALL BE STAINLESS STEEL.
6. PIPING SHALL BE STRAPPED TO DOCK SYSTEM UTILIZING INTERFERENCE FIT STAINLESS STEEL STRAPS THAT RESTRICT MOVEMENT AND CONFINE PIPE EXPANSION AND CONTRACTION TO THE AREA BETWEEN NEIGHBORING STRAPS

LEGEND	
PWS	POTABLE WATER SPIGOT WITH BRASS HANDLE (9)
	2" POTABLE WATER LINE
SV	SERVICE VALVE

NAPLES PIER WATER PLAN

TURRELL, HALL & ASSOCIATES, INC.
Marine & Environmental Consulting
3564 Exchange Avenue, Suite B,
Naples, FL 34104-3733
Phone: (239) 643-0166 Fax: (239) 643-6632
email: tuna@thanaples.com
RY NO. 5875

REV #	REV BY	DATE	CHK BY	CHANGED
01	-	-	-	-
02	-	-	-	-
03	-	-	-	-
04	-	-	-	-
05	-	-	-	-
06	-	-	-	-
07	-	-	-	-
08	-	-	-	-
09	-	-	-	-
10	-	-	-	-
11	-	-	-	-
12	-	-	-	-

REVIEWED BY: TTT

SHEET: U102

DRAWN BY: RMJ

CHECKED BY: TTH

PROJECT: 1550.6

DATE: 09-22-23

LAYOUT: WATER PLAN

p:\1550.06 naples pier design\CAD\CONSTRUCTION\1550.06-CONSTRUCTION.dwg 9/25/2023

LEGEND	
●	VOLT DECK LIGHT - 600 SERIES WITH TURTLE FRIENDLY AMBER BULB (254)

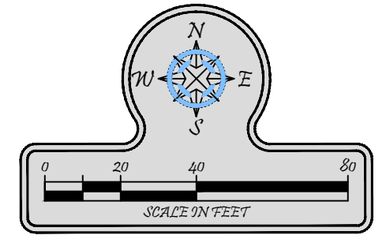

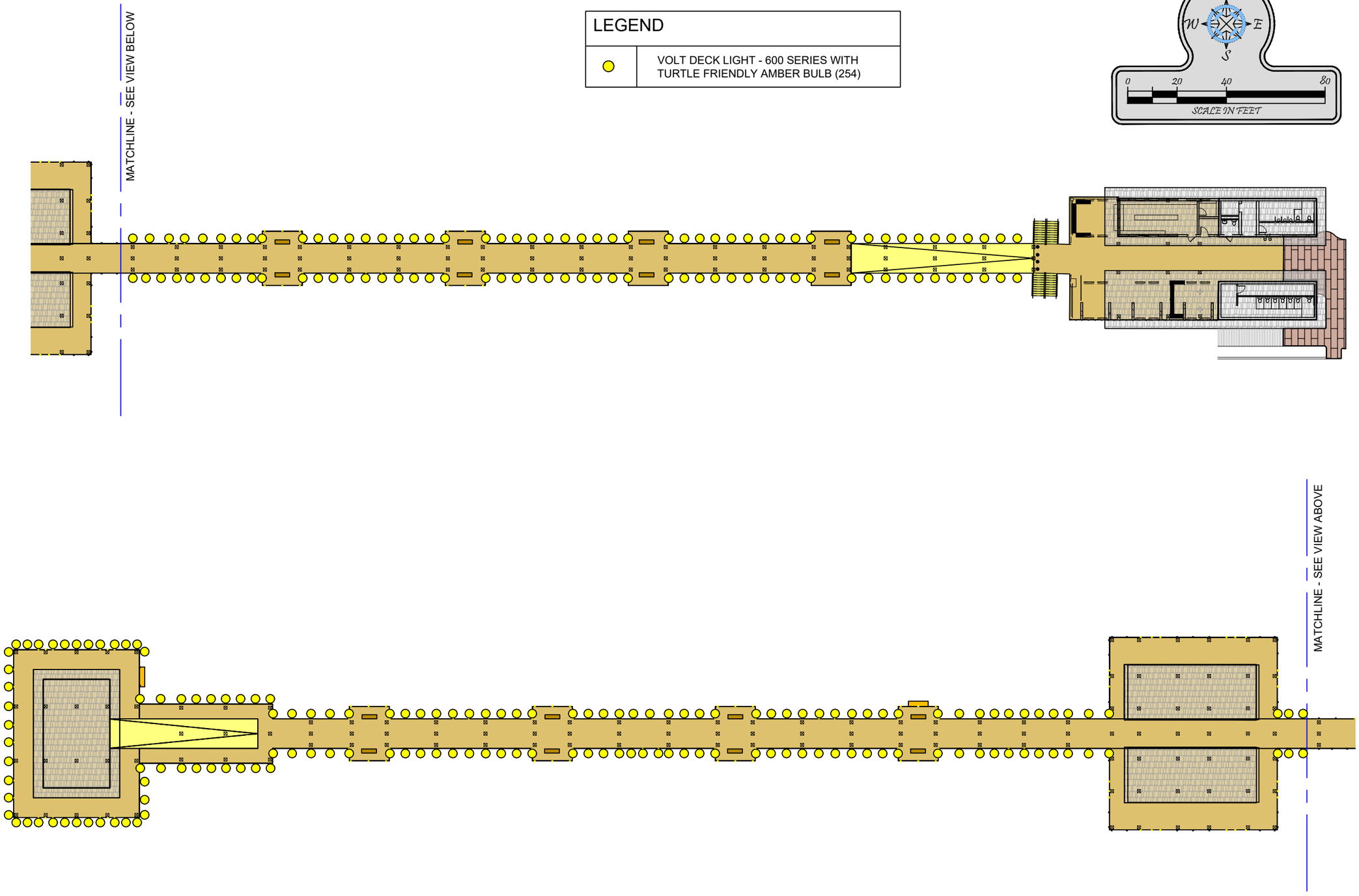

NAPLES PIER
LIGHT PLAN

TURRELL, HALL & ASSOCIATES, INC.
Marine & Environmental Consulting
3564 Exchange Avenue B,
Naples, FL 34104-3732
Phone: (239) 643-0166 Fax: (239) 643-6632
email: tuna@thanaples.com
RY NO. 5875

REV #	REV BY	DATE	CHK BY	CHANGED
01	-	-	-	-
02	-	-	-	-
03	-	-	-	-
04	-	-	-	-
05	-	-	-	-
06	-	-	-	-
07	-	-	-	-
08	-	-	-	-
09	-	-	-	-
10	-	-	-	-
11	-	-	-	-
12	-	-	-	-

DRAWN BY: RMJ
CHECKED BY: TTT
REVIEWED BY: TTT
PROJECT: 1550.6
DATE: 09-22-23
LAYOUT: LIGHT PLAN
SHEET: U103

PRODUCT SPECIFICATIONS

Project Name _____ Date _____

Type or Model _____ Qty _____

VOLT® LED Lamps
Bi-Pin Series Turtle Safe LED Lamps

Product Description

VOLT® LED bulbs are designed to match the form factor and illumination of the incandescent bulbs they replace. We have created these to counteract the effects of light pollution near beaches causing turtles to come inland where oftentimes they perish. Instead; with turtle safe lights, the turtles will safely return to the ocean where they belong.

These lamps are instant-on. They are within the required nanometer range of 590-605 to protect the sea turtles for which they are designed. This wavelength of light provides adequate lighting for humans while remaining virtually invisable to the turtles. Each lamp has an estimated life of 40,000 Hrs.

Lifetime Replacement Warranty (for residential applications); the warranty for commercial projects is 10 years.

Specifications

- **Input Voltage, Frequency:** 11-21V, 50/60Hz AC- Will operate from 6-21V with decreased lumen output below 11V.
- **Input Power and Current:**
  - 2W (15W equiv.) Models: 177mA
  - 3W (20W equiv.) Models: 254mA
- **Power Factor:** 0.57 - 0.60
- **Beam Angles:** Omni-Directional
- **Color:** Amber
- **Life:** 40,000 hours (L_{70})
- **Nanometer Range:** 590-605

Dimensions

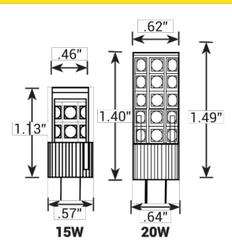

Features & Benefits

- Replacements for:
  - 15W and 20W Halogen Bi-Pins
  - Omni Directional beam angles
- Reduces energy consumption by about 75%
- Lasts up to 8 times longer than halogen lamps
- No warm-up time, instant-on with full light output and stable lamp to lamp color
- Suitable for use in enclosed fixtures

Warranty

Residential: Lifetime Warranty
Commercial: 10-Year Warranty

Requirements

MUST BE INSTALLED IN A LOW MOUNTED, DOWNWARD DIRECTED AND SHIELDED FIXTURE.

Specifications subject to change without notice.

© Copyright 2018, VOLT® Lighting, Lutz, FL USA 33549 • All rights reserved • 813.978.3700

www.voltlighting.com

SS-LEDBIPINAMBER-VERTS.PDF

PRODUCT SPECIFICATIONS

Project Name _____ Date _____

Type or Model _____ Qty _____

VOLT® Low Voltage Landscape Lighting
Deck Light – 600 Series

Product Description

The Deck Light is a high-quality, low voltage outdoor lighting deck fixture from VOLT®. Featuring an easy access faceplate; no tools are required to install the lamp in this fixture, just rotate the faceplate into the lock positon onto an o-ring gasket. It's a sealed solid brass fixture; which means it's perfect for post lighting on piers or docks, as well as decking and other hardscaping. Professional quality internal components make for a fixture that will last a long time, even in harsh outdoor environments.

Product Dimensions

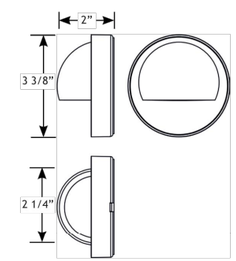

Features & Benefits

- Solid Brass Construction.
- Pre-aged finish; with a natural patina that does not corrode, or the option for a white powder coating.
- Ceramic white interior reflects light to maximize output and beam spread.
- Beryllium copper socket - more corrosion resistant than copper.
- Silicone plug at lead wire exit prevents ground moisture and insects from entering luminaire through the stem.
- Machine threaded body screws tight onto an O-ring for a moisture tight design.

Specifications

- **Construction:** Brass
- **Finish:** Bronze or White Powder Coat
- **Lead Wire:** 4' (standard) or 25' (optional) 16AWG
- **Mounting:** Two Lock Screws
- **Lens:** Frosted Glass
- **Light Source (sold separately):** Bi-Pin (LED or Halogen)
- **Operating Voltage:** 12VAC
- **Powered by:** VOLT's Low Voltage Transformer

Warranty

Lifetime Warranty

Certifications

UL LISTED **Max 20 Watts** File #E466348

c UL LISTED **Max 20 Watts** File #E466348

© Copyright 2021, VOLT® Lighting, Lutz, FL USA 33549 • All rights reserved • 813.978.3700

www.voltlighting.com

NAPLES PIER
LIGHT DETAIL PLAN

TURRELL, HALL & ASSOCIATES, INC.
Marine & Environmental Consulting
3584 Exchange Avenue, Suite B,
Naples, FL 34104-3733
Phone: (239) 643-0166 Fax: (239) 643-6632
email: tuna@thanaples.com
RY NO. 5875

REV #	REV BY	DATE	CHK BY	CHANGED
01	-	-	-	-
02	-	-	-	-
03	-	-	-	-
04	-	-	-	-
05	-	-	-	-
06	-	-	-	-
07	-	-	-	-
08	-	-	-	-
09	-	-	-	-
10	-	-	-	-
11	-	-	-	-
12	-	-	-	-

DRAWN BY:	RMJ
CHECKED BY:	TH
PROJECT:	1550.6
DATE:	09-22-23
LAYOUT:	LIGHT DETAIL PLAN
REVIEWED BY:	TH
SHEET:	U104

p:\1550.06 naples pier design\CAD\CONSTRUCTION\1550.06-CONSTRUCTION.dwg 9/25/2023